



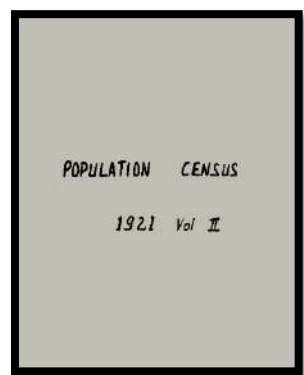
# NEWSLETTER

DOSM/BIPD/1.2022/Series 1

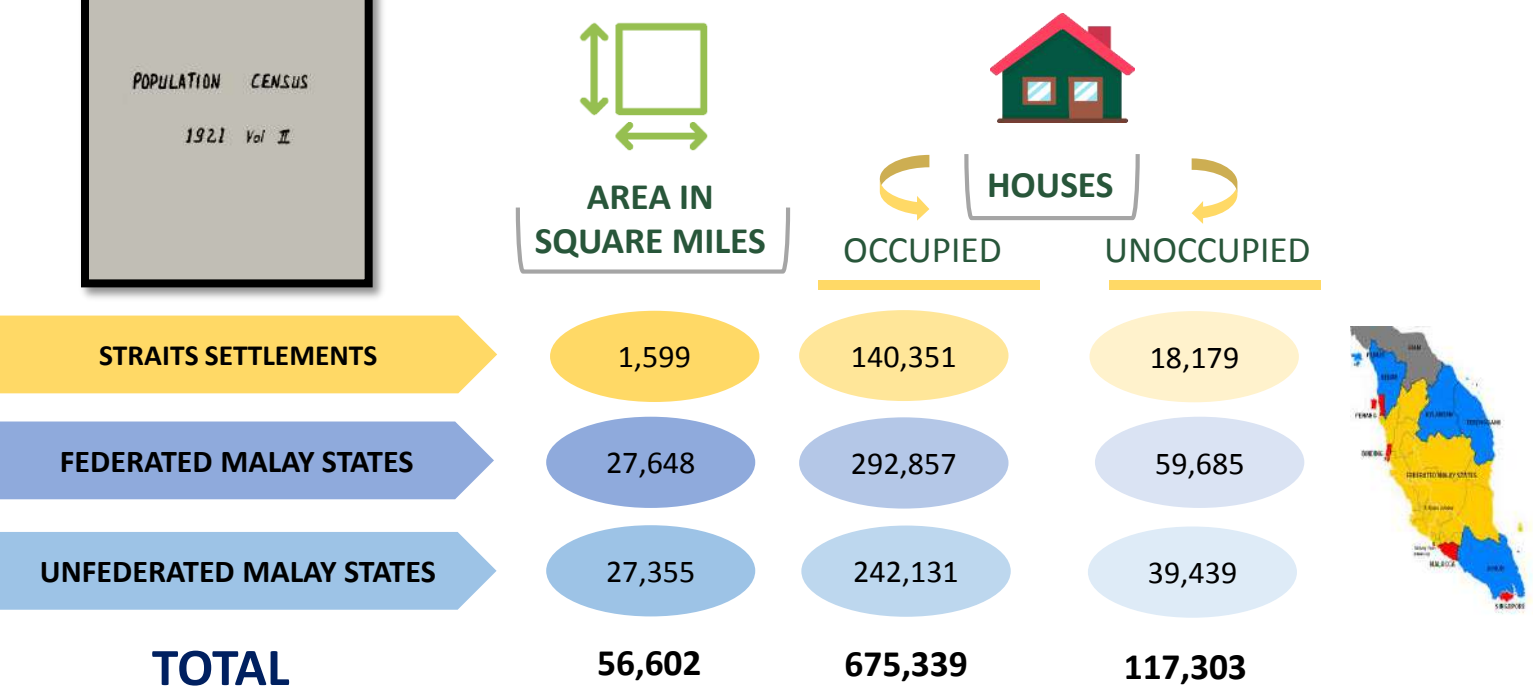
## Population Census 1921 Vol II



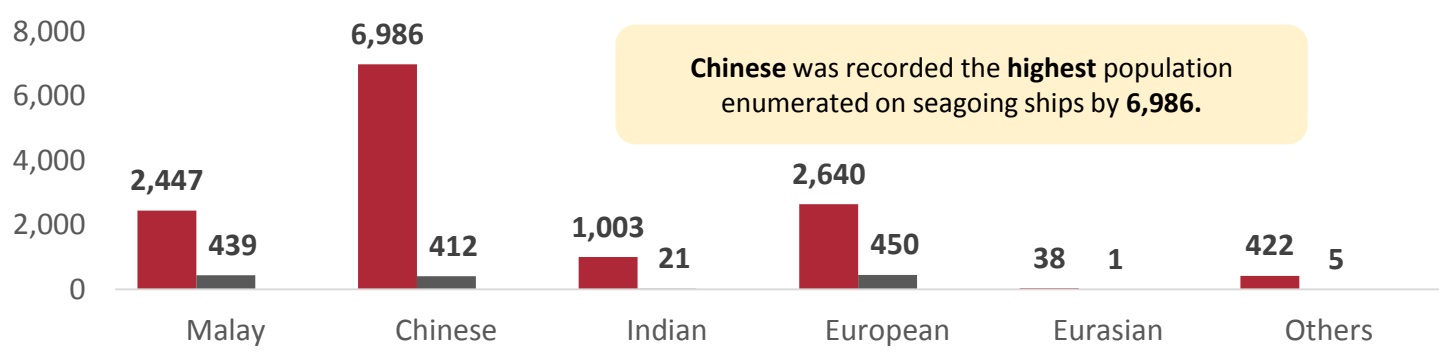
<https://statsdigital.stats.gov.my/>  
"As an effort to preserve the available statistical reports and publication as the national treasure, the Department has implemented DOSM Digitisation Modernisation".



### TOTAL AREA AND NUMBER OF HOUSES IN BRITISH MALAYA, 1921



### POPULATION ENUMERATED ON SEAGOING SHIPS IN BRITISH MALAYA, 1921



Chinese was recorded the **highest** population enumerated on seagoing ships by **6,986**.

There are **22 orders** and **41 sub-orders** of industries in British Malaya during 1921

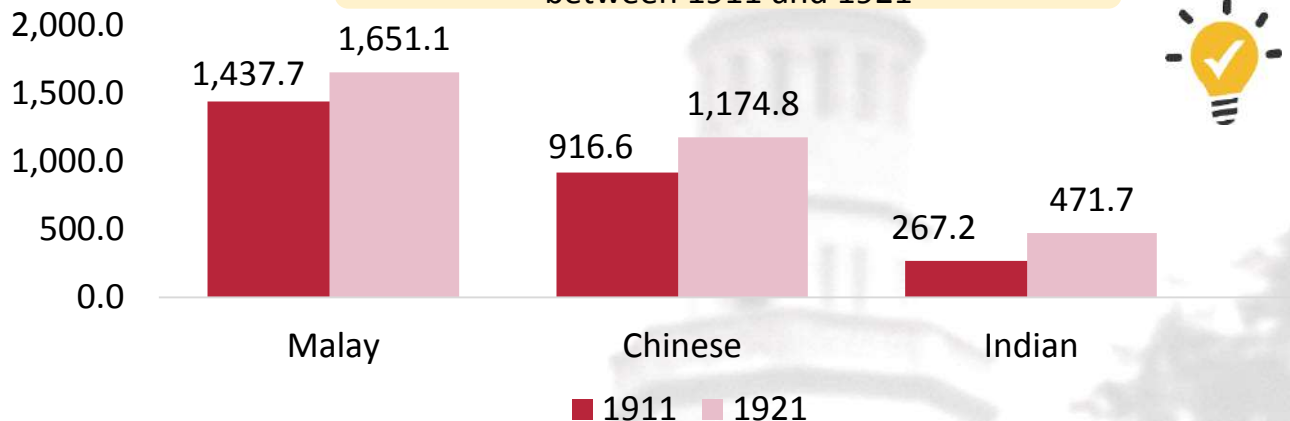


■ Male ■ Female



## MALAY, CHINESE AND INDIAN POPULATION IN 1911 AND 1921 IN BRITISH MALAYA ('000)

The population of Indian increased by 77% between 1911 and 1921



## MALAY, CHINESE AND INDIAN POPULATION IN BRITISH MALAYA, 1921

MALAY 255,353 (6.3 %)

CHINESE 87,910 (34.7%)

INDIAN 22,573 (27.5%)

MALAY 61,304 (21.3 %)

CHINESE 132,754 (14.1 %)

INDIAN 89,981 (76.9 %)

MALAY 108,211 (13.9 %)

CHINESE 68,150 (60.0 %)

INDIAN 49,136 (387.4 %)

The highest percentage of population increase in **Straits Settlements** was recorded by **Chinese** at **34.7%**.

On the other hand, in **Federated and Unfederated Malay States**, the increase was **highest** in **Indian** population with **76.9%** and **387.4%**.

*Nota.*  
\*[ ] represents the percentage increase in population between 1911 and 1921.

# TOTAL POPULATION BY BIRTHPLACE IN BRITISH MALAYA, 1921

## MALAY



Born in British  
Malaya

**2,068,632**

**[76.9%]**

Born outside  
British  
Malaya

**288,687**

**[10.4%]**

## CHINESE



Born in  
British  
Malaya

**485,356**

**[18.0%]**

Born  
outside  
British  
Malaya

**1,682,516**

**[60.9%]**

## INDIAN



Born in  
British  
Malaya

**111,837**

**[4.2%]**

Born  
outside  
British  
Malaya

**769,676**

**[27.9%]**

## OTHERS



Born in  
British  
Malaya

**24,643**

**[0.9%]**

Born  
outside  
British  
Malaya

**21,684**

**[0.8%]**



Malay was the **highest** population born in British Malaya at **37.9%**.

Meanwhile, the **Chinese** population is highest population born outside British Malaya (**60.9%**).

*Nota.*

\*[ ] represents the percentage of the population by birthplace in British Malaya.

# TOTAL POPULATION OF EUROPIAN AND EURASIAN BY BIRTHPLACE AND STATES IN BRITISH MALAYA, 1921

25,424 Eurasian population born in British Malaya

3,365 Eurasian population born outside British Malaya

■ EUROPEAN  
■ EURASIAN

## Born in British Malaya

16,716

## Born Outside British Malaya

