



DOSM LATEST DIGITAL PUBLICATIONS: WHOLESALE & RETAIL TRADE CENSUS, SARAWAK, 2019

01

The wholesale & retail trade sector includes sub-sectors:

- Wholesale trade
- Retail trade
- Motor vehicles



02

Among the statistics published are the value of sales of goods & services, value added, number of employees, salaries & wages and value of fixed assets as well as the use of ICT.



03

In 2018, a total of 33,860 establishments operated in the wholesale and retail trade sector in the state of Sarawak compared to 26,948 establishments in 2013.



04

The sales value of goods & services in 2018 increased by 8.8 per cent per annum to RM77.9 billion from RM51.2 billion in 2013.



1

Update the frame stock & profile of the wholesale & retail trade sector.

Provide instruments for development policy formulation.

3

2

Measuring the contribution of the wholesale & retail trade sector to the national economy.

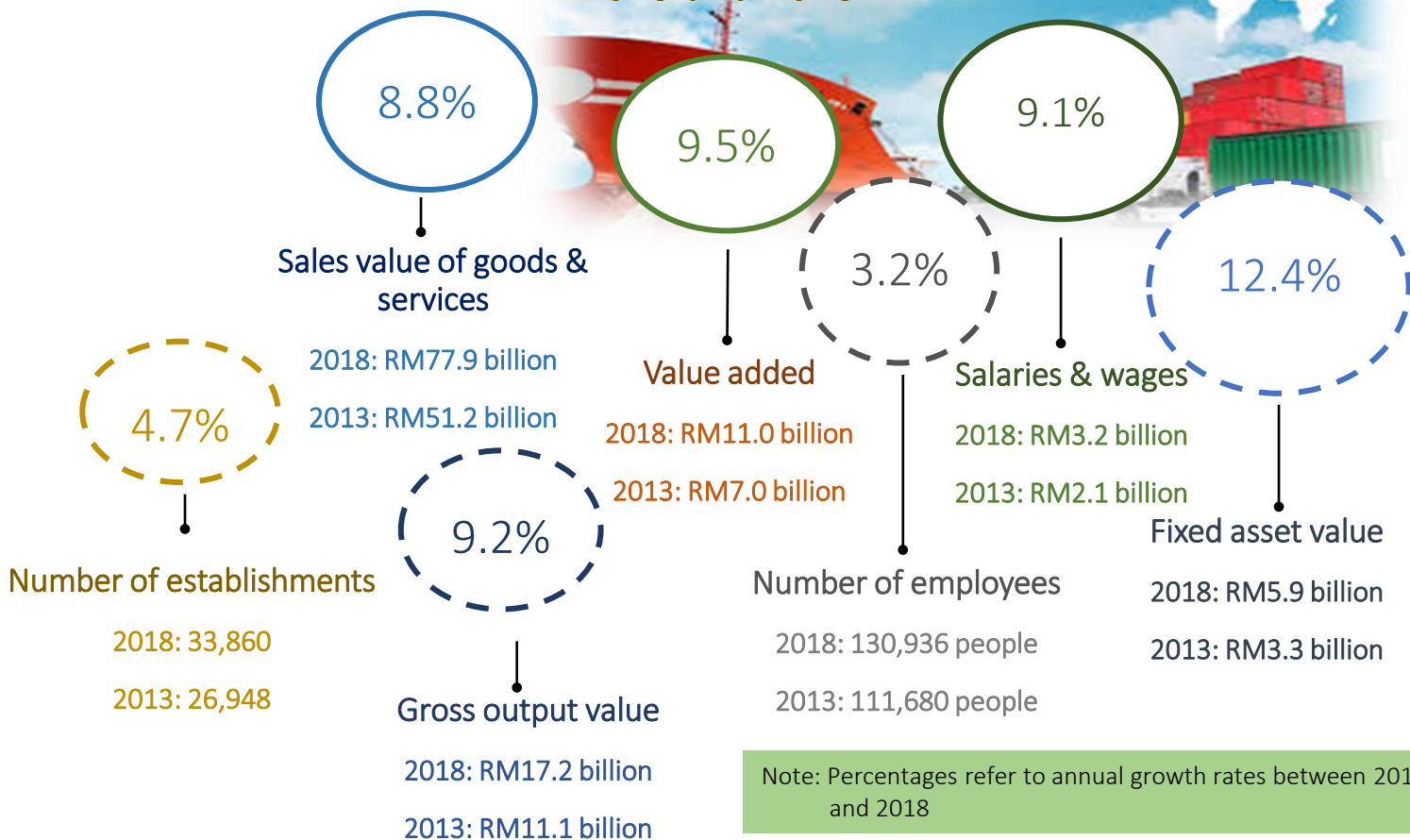
Measuring the achievement of national development plans.

4

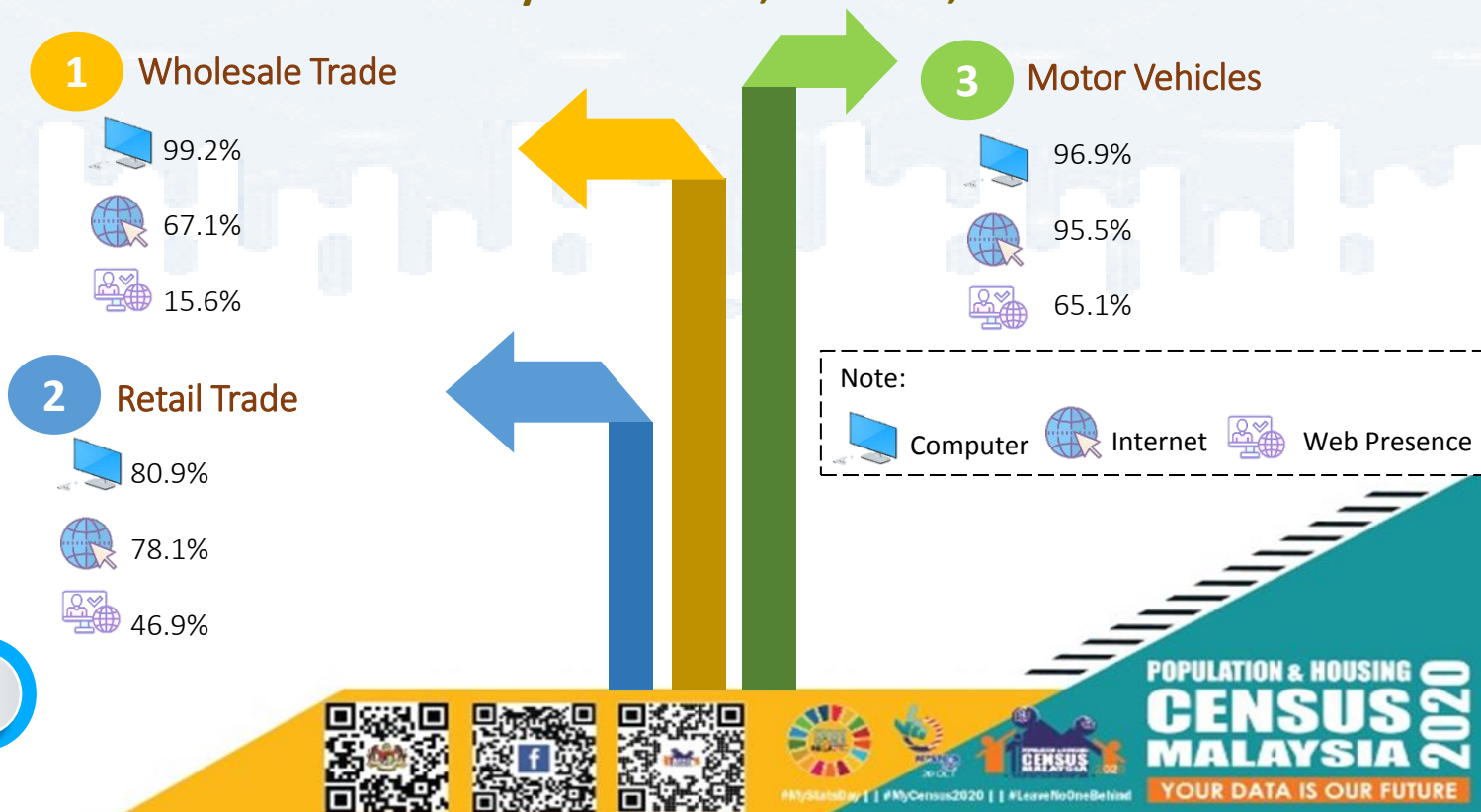
**Main Objectives of
Wholesale & Retail Trade
Census**




Key Statistics of the Wholesale and Retail Trade Sector, Sarawak, 2013 and 2018



Percentage of ICT Usage of the Wholesale and Retail Trade Sector by Sub-Sector, Sarawak, 2018



Sales Value of Wholesale and Retail Trade Sector By Division, Sarawak, 2018 (RM '000)



Sarawak Economic Indicators, 2018



Total
Population ('000)

2018: 2,829.3



Number of
Households ('000)

2018: 654.6



Size of Land Area
(Km²)

2018: 124,450



Labour Force
Participation Rate (%)

2018: 67.9



Unemployment
Rate (%)

2018: 3.2



Gross Domestic Product at
Current Prices
(RM Million)

2018: 146,006



Mean Monthly Salaries
& Wages of Employees
(RM)

2018: 2,757



Median Monthly Salaries &
Wages of Employees (RM)

2018: 2,033

