

Embargo: Hanya boleh diterbitkan atau disebarikan mulai jam 1200, Isnin, 19 Disember 2022



**KENYATAAN MEDIA**  
**BAGI PERANGKAAN PERDAGANGAN LUAR NEGERI MALAYSIA,**  
**NOVEMBER 2022**

---

**Jumlah Dagangan Malaysia Berkembang 15.6 peratus pada November 2022,  
Mengekalkan Prestasi Positif bagi 24 bulan Berturut-turut**

**PUTRAJAYA, 19 Disember 2022** – Prestasi dagangan Malaysia meneruskan momentum positif pada November 2022, dengan dagangan meningkat 15.6 peratus daripada RM206.1 bilion pada tahun sebelumnya kepada RM238.2 bilion. Jumlah dagangan mencatatkan pertumbuhan positif untuk bulan ke-24 berturut-turut sejak Disember 2020. Seiring dengan itu, eksport mencatatkan pertumbuhan 15.6 peratus kepada RM130.2 bilion berbanding November 2021, merupakan peningkatan tahun ke tahun yang ke-27 bulan berturut-turut sejak September 2020. Import pada November 2022 juga mencatatkan pertumbuhan dua angka 15.6 peratus daripada RM93.4 bilion pada November 2021 kepada RM107.9 bilion sebagai mana dilaporkan dalam **BULETIN PERANGKAAN PERDAGANGAN LUAR NEGERI MALAYSIA, NOVEMBER 2022** hari ini. Buletin ini turut memaparkan prestasi produk bagi import dan eksport serta mengikut rakan dagangan.

Ketua Perangkawan Malaysia, Dato' Sri Dr. Mohd Uzir Mahidin berkata "Eksport Malaysia mengekalkan pertumbuhan pada November 2022, disokong oleh peningkatan eksport domestik dan eksport semula. Eksport domestik bernilai RM104.1 bilion menyumbang 79.9 peratus kepada jumlah eksport, meningkat 10.5 peratus, tahun ke tahun. Selari dengan itu, eksport semula berjumlah RM26.2 bilion (20.1% daripada jumlah eksport), meningkat 41.8 peratus. Seiring dengan prestasi eksport, import pada November 2022 juga mencatatkan pertumbuhan dua angka 15.6 peratus daripada RM93.4 bilion pada November 2021 kepada RM107.9 bilion. Lebihan dagangan kembali mencatatkan peningkatan 15.6 peratus kepada RM22.3 bilion berbanding November 2021. Walau bagaimanapun, berbanding Oktober 2022, prestasi jumlah dagangan, eksport dan import menunjukkan penurunan, manakala lebihan dagangan meningkat. Jumlah dagangan menyusut 2.8 peratus, didorong penurunan eksport (-1.0%) serta import (-4.9%). Lebihan dagangan mencatatkan peningkatan 23.5 peratus."

Selaras dengan pertumbuhan tahunan, 145 daripada 256 kumpulan barangan untuk eksport menunjukkan peningkatan berbanding bulan yang sama pada tahun sebelumnya, dipacu oleh barangan elektrik & elektronik. Bagi import, 167 daripada 257 kumpulan barangan mencatatkan pertumbuhan positif.

Ketua Perangkawan Malaysia menjelaskan bahawa peningkatan eksport disumbangkan terutamanya oleh eksport yang lebih tinggi ke Singapura (+RM5.9 bilion), Jepun (+RM2.1 bilion), Hong Kong (+RM1.8 bilion), China (+RM1.6 bilion), Australia (+RM1.6 bilion), Amerika Syarikat (+RM1.5 bilion), Kesatuan Eropah (+RM1.5 bilion) dan Thailand (+RM1.1 bilion). Sementara itu, import dipacu oleh peningkatan import dari China (+RM3.6 bilion), Australia (+RM2.4 bilion), Taiwan (+RM2.1 bilion), Amerika Syarikat (+RM1.5 bilion), Singapura (+RM1.5 bilion) dan Arab Saudi (+RM1.5 bilion).

Mengulas lebih lanjut mengenai eksport, peningkatan mengikut produk didorong oleh barangan elektrik & elektronik (+RM12.9 bilion); gas asli cecair (+RM2.7 bilion); keluaran petroleum (+RM2.6 bilion) dan petroleum mentah (+RM1.3 bilion). Sementara itu, peningkatan dalam import dicatatkan bagi barangan elektrik & elektronik (+RM5.3 bilion); petroleum mentah (+RM3.0 bilion); jentera, kelengkapan & peralatan (+RM1.5 bilion); kelengkapan pengangkutan (+RM1.1 bilion) dan gas asli cecair (+RM1.0 bilion).

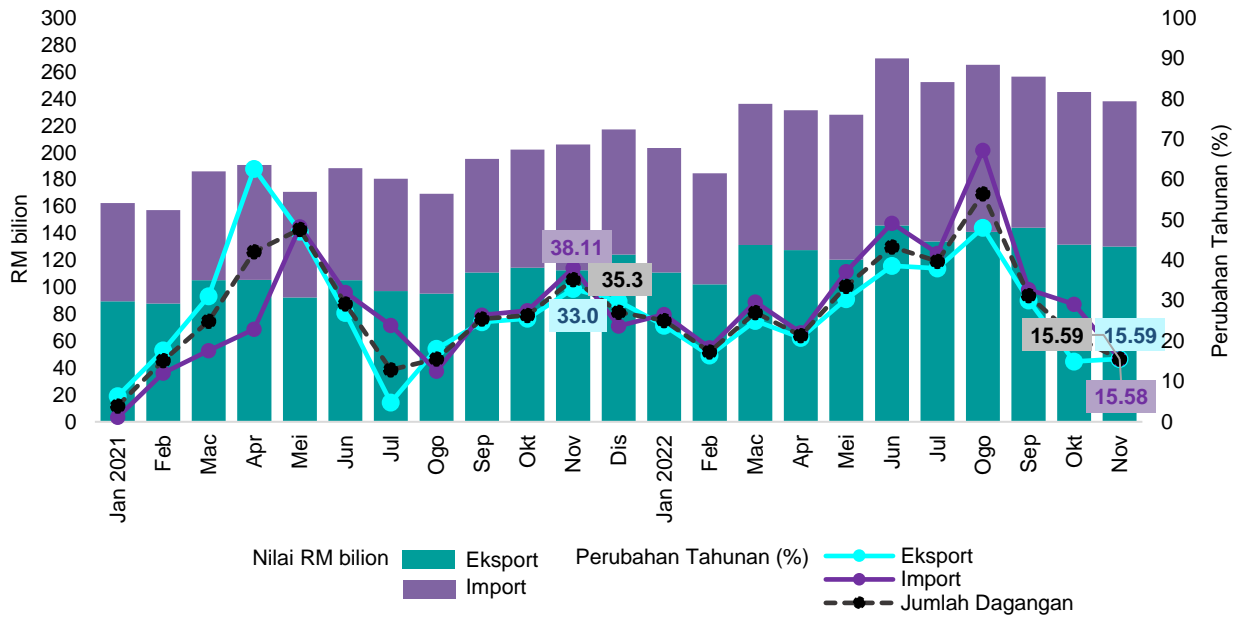
Pada masa yang sama, pertumbuhan import mengikut Penggunaan Akhir disokong oleh permintaan tinggi bagi barangan perantaraan, barangan penggunaan dan barangan modal. Import barangan perantaraan, bernilai RM59.3 bilion atau 54.9 peratus daripada jumlah import, meningkat 8.2 peratus atau RM4.5 bilion, didorong oleh import yang lebih tinggi bagi bahan api & pelincir, utama. Barangan penggunaan (8.8% daripada jumlah import) mencatatkan peningkatan 23.6 peratus (+RM1.8 bilion) kepada RM9.5 bilion, kesan peningkatan bagi makanan & minuman, diproses, khusus untuk penggunaan isirumah. Sementara itu, import barangan modal, berjumlah RM9.8 bilion (9.1% daripada jumlah import), meningkat 3.2 peratus, terutamanya disumbangkan oleh import lebih tinggi barangan modal (kecuali alat kelengkapan pengangkutan).

Bagi tempoh Januari hingga November 2022, jumlah dagangan, eksport, import dan lebihan dagangan terus mencatat pertumbuhan dua angka yang kukuh. Jumlah dagangan meningkat 29.9 peratus, disokong oleh pertumbuhan eksport (+27.2%) serta import (+33.3%). Lebihan dagangan mencatatkan nilai lebih tinggi RM227.9 bilion (+2.6%).

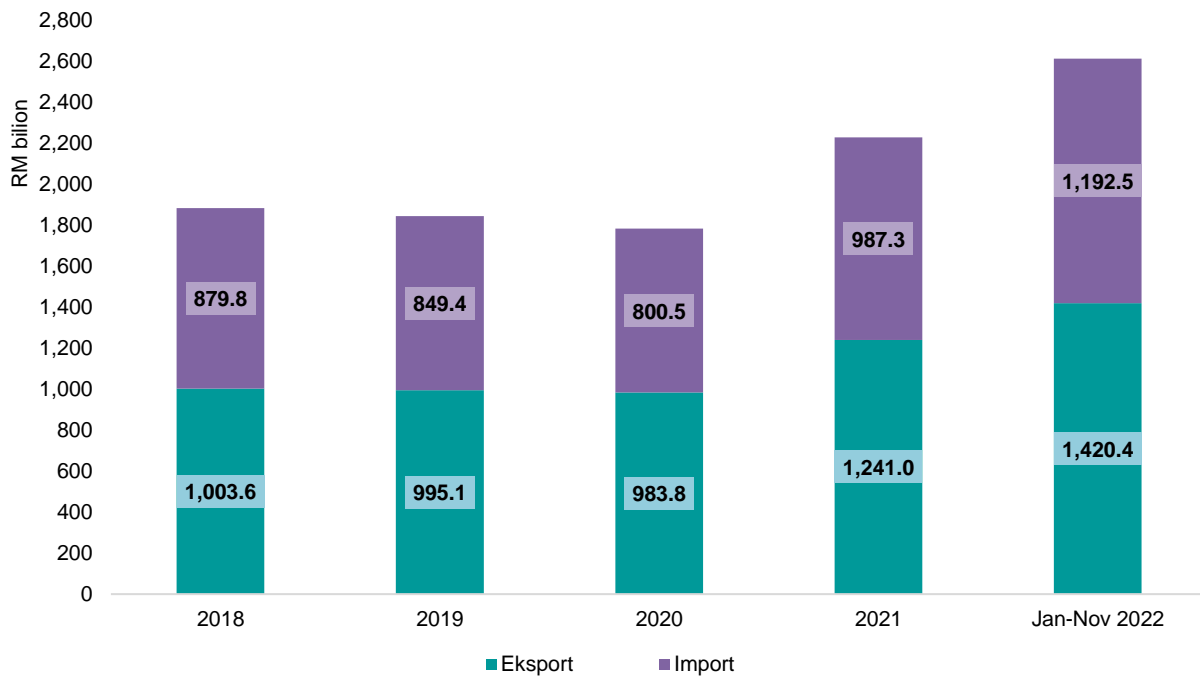
Jabatan Perangkaan Malaysia (DOSM) sedang menjalankan Survei Pendapatan, Perbelanjaan Isi Rumah dan Kemudahan Asas (HIES/BA) 2022 bermula dari 1 Januari 2022 sehingga 31 Disember 2022. DOSM amat menghargai kerjasama daripada responden yang terpilih untuk memberikan maklumat kepada DOSM serta menjayakan survei ini. Sila layari [www.dosm.gov.my](http://www.dosm.gov.my) untuk maklumat lanjut.

DOSM juga menerbitkan statistik ekonomi dan sosial iaitu PocketStats yang mengandungi statistik suku tahunan dan tahunan yang boleh diperolehi dari portal DOSM atau melalui pautan [https://bit.ly/PocketStats\\_2022](https://bit.ly/PocketStats_2022).

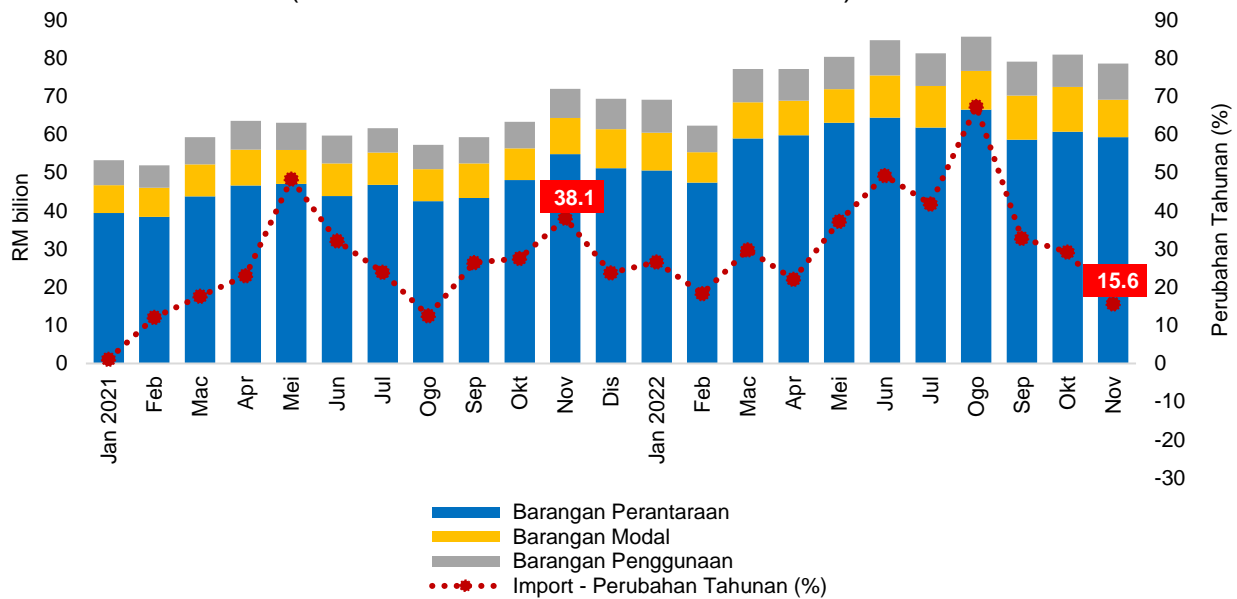
Carta 1: Perangkaan Perdagangan Luar Negeri, Jan 2021 – Nov 2022  
(Nilai dan Peratus Perubahan Tahunan)



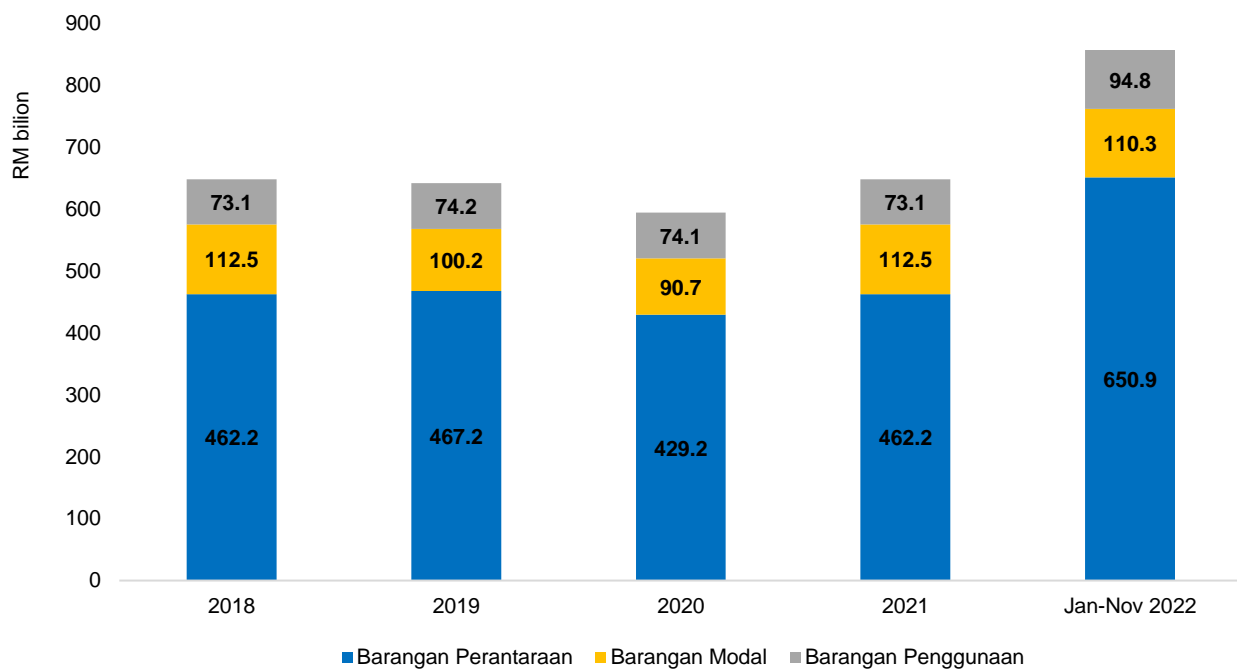
Carta 2: Perangkaan Perdagangan Luar Negeri, 2018 – 2022 (Jan-Nov)



Carta 3: Import mengikut Klasifikasi Penggunaan Akhir & Kategori Ekonomi Umum (BEC), Jan 2021 – Nov 2022 (Nilai dan Peratus Perubahan Tahunan)



Carta 4: Import mengikut Klasifikasi Penggunaan Akhir & Kategori Ekonomi Umum 2018 – 2022 (Jan-Nov)



Dikeluarkan oleh:

**PEJABAT KETUA PERANGKAWAN MALAYSIA**

**JABATAN PERANGKAAN MALAYSIA**

**19 DISEMBER 2022**

*Embargo: Only to be published or disseminated at 1200 hour, Monday, December 19<sup>th</sup>, 2022*



**MEDIA STATEMENT  
FOR MALAYSIA EXTERNAL TRADE STATISTICS,  
NOVEMBER 2022**

---

***Malaysia's Total Trade Expanded by 15.6 per cent in November 2022,  
Maintaining the Positive Momentum for the 24th Consecutive Month***

**PUTRAJAYA, December 19, 2022** – Malaysia's trade performance continued the positive momentum in November 2022, with trade increasing by 15.6 per cent from RM206.1 billion in the preceding year to RM238.2 billion. Total trade registered positive growth for 24th consecutive month since December 2020. In accordance, exports posted a growth of 15.6 per cent to RM130.2 billion as compared to November 2021, marked the 27th consecutive month of year-on-year (y-o-y) expansion since September 2020. Imports in November 2022 also registered double-digit growth of 15.6 per cent from RM93.4 billion in November 2021 to RM107.9 billion as reported today **in MALAYSIA EXTERNAL TRADE STATISTICS BULLETIN, NOVEMBER 2022**. This bulletin also presents the performance of products for imports and exports and its trading partners.

Chief Statistician Malaysia, Dato' Sri Dr. Mohd Uzir Mahidin said "Malaysia's exports sustained the expansion in November 2022, supported by increases in domestic exports and re-exports. Domestic exports totalled RM104.1 billion, accounting for 79.9 per cent of total exports and increasing by 10.5 per cent, y-o-y. Furthermore, re-exports registered at RM26.2 billion (20.1% of total exports) increased by 41.8 per cent. Consistent with export performance, imports in November 2022 also registered double-digit growth of 15.6 per cent from RM93.4 billion in November 2021 to RM107.9 billion. Trade surplus rebounded to post an increase of 15.6 per cent to RM22.3 billion as compared to November 2021. However, in comparison to October 2022, the performance of total trade, exports, and imports showed declines, while trade surplus increased. Total trade shrank by 2.8 per cent, given the decrease in exports (-1.0%) as well as imports (-4.9%). The trade surplus rose by 23.5 per cent."

In conjunction to the annual growth, 145 out of 256 commodity groups in exports showed increases as compared to the same month of the previous year and led by electrical & electronic products. As for imports, 167 of 257 groups commodity posted positive growths.

Chief Statistician Malaysia explained that the rise in exports was attributable mainly to the higher exports to Singapore (+RM5.9 billion), Japan (+RM2.1 billion), Hong Kong (+RM1.8 billion), China (+RM1.6 billion), Australia (+RM1.6 billion), the United States (+RM1.5 billion), the European Union (+RM1.5 billion) and Thailand (+RM1.1 billion). On the same note, imports was buoyed by higher imports from China (+RM3.6 billion), Australia (+RM2.4 billion), Taiwan (+RM2.1 billion), the United States (+RM1.5 billion), Singapore (+RM1.5 billion) and Saudi Arabia (+RM1.5 billion).

Commenting further on exports, the expansion by products was driven by electrical & electronic products (+RM12.9 billion); liquefied natural gas (+RM2.7 billion); petroleum products (+RM2.6 billion) and crude petroleum (+RM1.3 billion). Meanwhile, the rise in imports were noted for electrical & electronic products (+RM5.3 billion); crude petroleum (+RM3.0 billion); machinery, equipment & parts (+RM1.5 billion); transport equipment (+RM1.1 billion) and liquefied natural gas (+RM1.0 billion).

On the same note, the expansion in imports by End Use sustained by higher demand for intermediate goods, consumption goods and capital goods. Imports of intermediate goods, valued at RM59.3 billion or 54.9 per cent of total imports, increased by 8.2 per cent or RM4.5 billion, following higher imports of fuel & lubricants, primary. Consumption goods (8.8% of total imports) registered an increase of 23.6 per cent (+RM1.8 billion) to RM9.5 billion, as a result of higher imports of food & beverages, processed, mainly for household consumption. Meanwhile, imports of capital goods, totalled RM9.8 billion (9.1% of total imports), grew by 3.2 per cent, mainly attributed to higher imports of capital good (except transport equipment).

For the period of January to November 2022, total trade, exports, imports and trade surplus continued to record strong double-digit growth. Total trade increased by 29.9 per cent, supported by the expansion in exports (+27.2%) as well as imports (+33.3%). Trade surplus recorded a higher value of RM227.9 billion (+2.6%).

The Department of Statistics Malaysia (DOSM) is conducting the Household Income, Expenditure and Basic Amenities Survey (HIES/BA) 2022 from 1st January 2022 to 31st December 2022. DOSM greatly appreciates the cooperation given by selected respondents by sharing their information with DOSM and making the survey a success. Please visit [www.dosm.gov.my](http://www.dosm.gov.my) for more information.

DOSM also released economic and social statistics, namely PocketStats which contain quarterly and annual statistics that can be obtained from the DOSM portal or via the link [https://bit.ly/PocketStats\\_2022](https://bit.ly/PocketStats_2022).

Chart 1: External Trade Statistics, Jan 2021 – Nov 2022  
(Value and Annual Percentage Change)

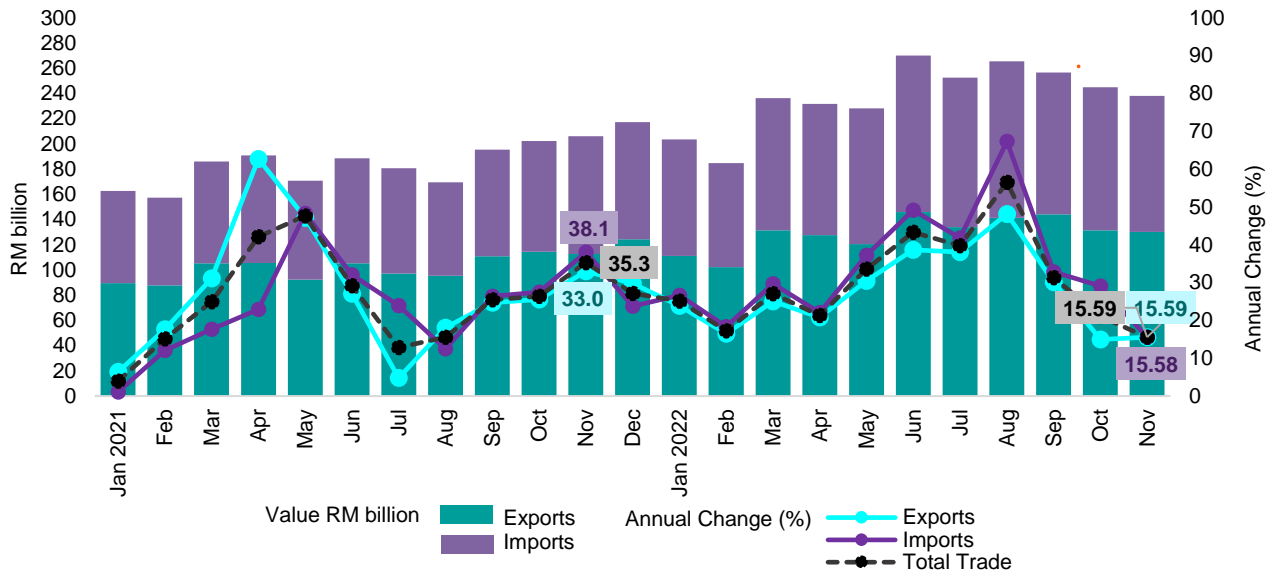
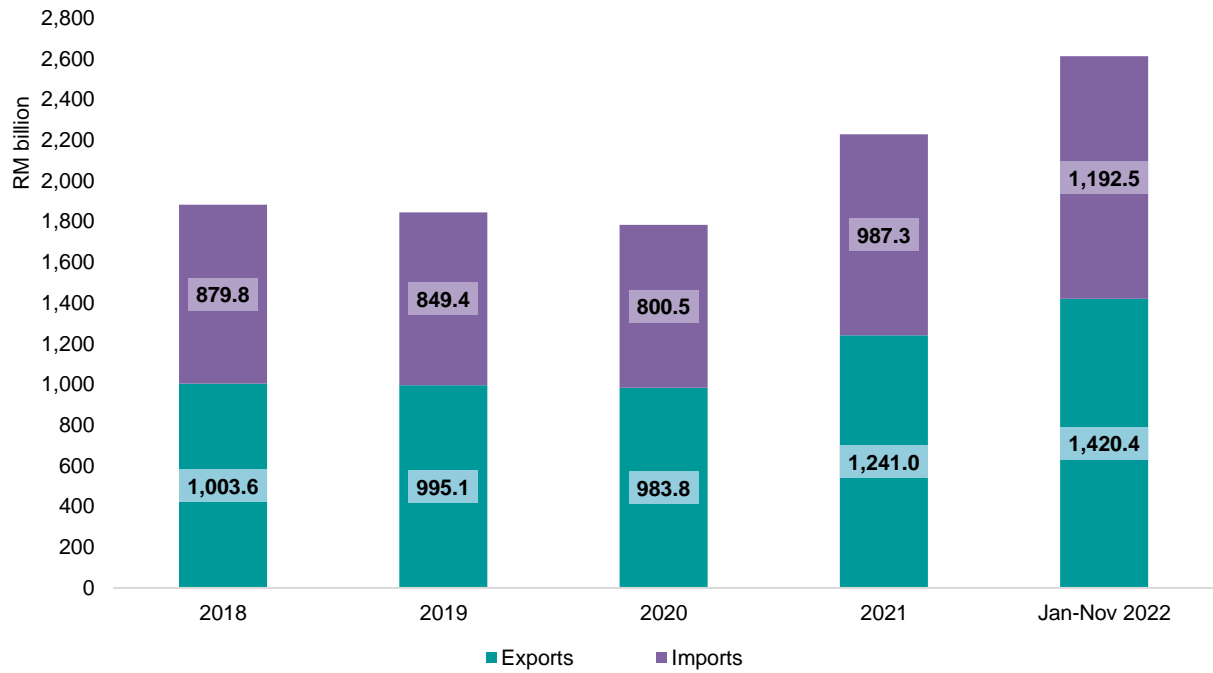
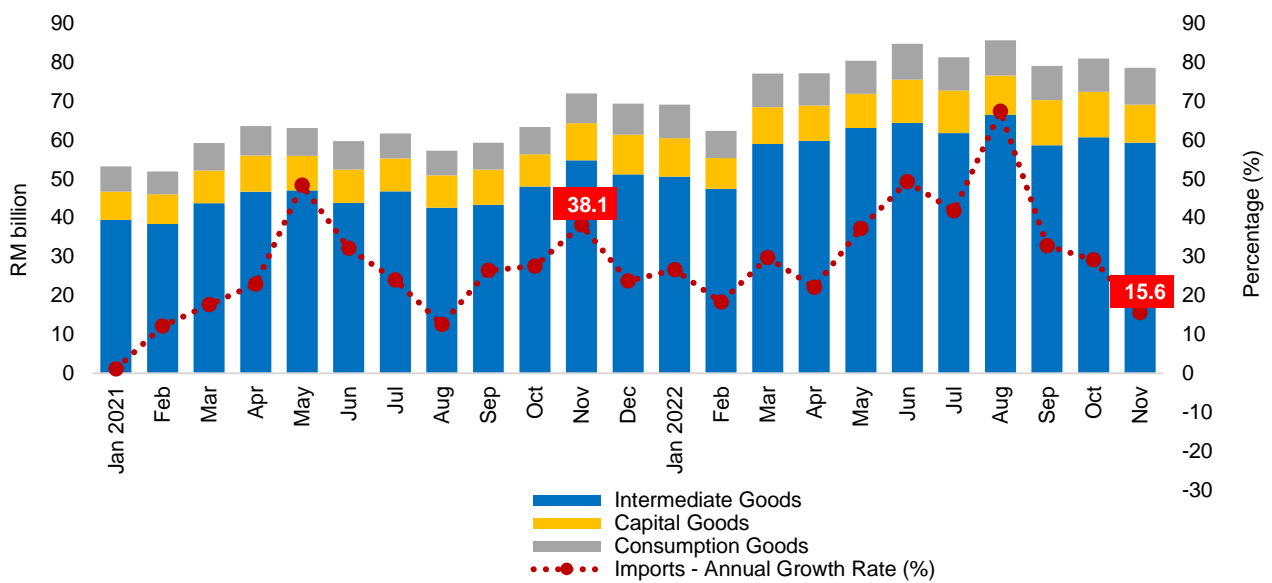


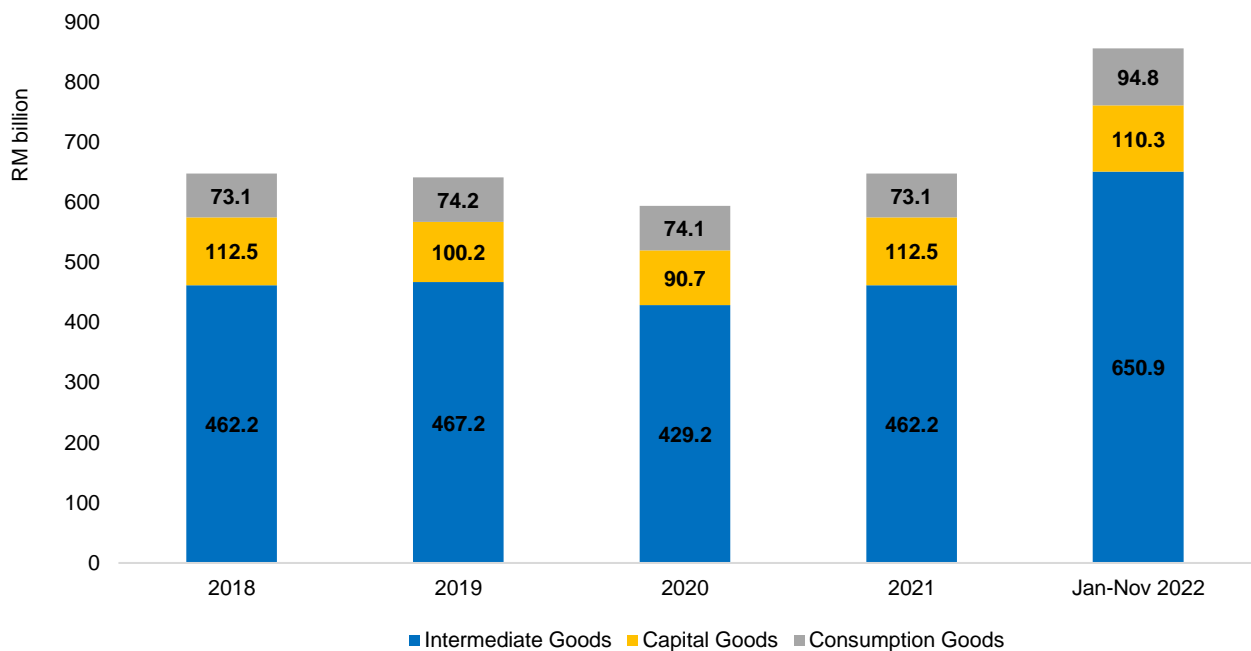
Chart 2: External Trade Statistics, 2018 – 2022 (Jan-Nov)



*Chart 3: Imports for End Use & Broad Economic Categories (BEC) Classification, Jan 2021 – Nov 2022 (Value and Annual Percentage Change)*



*Chart 4: Imports for End Use & Broad Economic Categories (BEC) Classification, 2018 – 2022 (Jan-Nov)*



*Released by:*

**THE OFFICE OF CHIEF STATISTICIAN MALAYSIA**

**DEPARTMENT OF STATISTICS, MALAYSIA**

**19 DECEMBER 2022**