

Embargo: Hanya boleh diterbitkan atau disebarikan mulai jam 1200, Khamis, 1 Disember 2022



JABATAN PERDANA MENTERI
JABATAN PERANGKAAAN MALAYSIA

KENYATAAN MEDIA

INDEKS KESEJAHTERAAN RAKYAT MALAYSIA (IKRM) 2021

Indeks Kesejahteraan Rakyat Malaysia meningkat 1.3 peratus kepada 119.2 pada 2021

PUTRAJAYA, 1 DISEMBER 2022 – Pada hari ini, Jabatan Perangkaan Malaysia (DOSM) menerbitkan laporan **Indeks Kesejahteraan Rakyat Malaysia (IKRM), 2021**. IKRM meliputi dua subkomposit kesejahteraan iaitu kesejahteraan ekonomi dan kesejahteraan sosial yang dibangunkan untuk mengukur tahap kesejahteraan rakyat Malaysia. Kesejahteraan ekonomi terdiri daripada lima komponen iaitu pengangkutan, komunikasi, pendidikan, pendapatan dan pengagihan dan persekitaran kerja. Kesejahteraan sosial pula merangkumi sembilan komponen iaitu perumahan, hiburan dan rekreasi, keselamatan awam, penyertaan sosial, tadbir urus, kebudayaan, kesihatan, alam sekitar dan keluarga. Secara keseluruhan, IKRM merangkumi 14 komponen dengan 25 indikator ekonomi dan 41 indikator sosial.

Menurut Ketua Perangkawan Malaysia, Dato' Sri Dr. Mohd Uzir Mahidin, "Pembukaan sektor ekonomi dan aktiviti sosial yang dilaksanakan secara berperingkat pada 2021 sekaligus menyumbang kepada pemulihan kesejahteraan rakyat. Prestasi IKRM pada 2021 bertambah baik sebanyak 1.3 peratus kepada 119.2 mata berbanding 117.7 mata pada 2020. Kedua-dua subkomposit menunjukkan peningkatan pada 2021. Subkomposit kesejahteraan ekonomi merekodkan peningkatan 1.0 peratus pada 2021 kepada

127.2 mata dan subkomposit kesejahteraan sosial pula meningkat 1.4 peratus kepada 114.7 mata pada tempoh yang sama.”

Mengulas lanjut laporan tersebut, Dato’ Sri Dr. Mohd Uzir Mahidin berkata, “Keberhasilan Pelan Pemulihan Negara (PPN) serta Program Imunisasi COVID-19 Kebangsaan bagi pembendungan penularan COVID-19 memberi implikasi positif kepada kesejahteraan rakyat. Berdasarkan keseluruhan 14 komponen IKRM, didapati 10 daripadanya merekodkan peningkatan pada 2021. Antara komponen tertinggi yang menyumbang kepada peningkatan IKRM adalah Indeks Tadbir Urus (6.8%), Indeks Kebudayaan (6.4%), Indeks Keselamatan Awam (3.4%), Indeks Alam Sekitar (2.7%) dan Indeks Pendapatan dan Pengagihan (2.4%).”

Melihat kepada dapatan mengikut indeks subkomposit kesejahteraan ekonomi, didapati empat komponen meningkat pada 2021 iaitu pendapatan dan pengagihan (2.4%), komunikasi (1.3%), pendidikan (1.2%) dan persekitaran kerja (1.1%). Sementara itu, komponen pengangkutan menyusut 1.1 peratus berikutan Perintah Kawalan Pergerakan (PKP) dan Perintah Kawalan Pergerakan Pemulihan (PKPP) yang dilaksanakan pada Mei 2021 yang menghadkan kapasiti penumpang dengan prosedur operasi standard (SOP) yang ketat seperti penjarakkan sosial sebagai langkah bagi mengekang penularan COVID-19.

Enam komponen dalam subkomposit kesejahteraan sosial juga meningkat iaitu komponen tadbir urus (6.8%), kebudayaan (6.4%), keselamatan awam (3.4%), alam sekitar (2.7%), keluarga (1.2%) dan perumahan (1.0%). Keterangkuman inisiatif serta bantuan yang diberikan kepada rakyat di semua peringkat sepanjang fasa PPN mampu meredakan tekanan dan mengekalkan keharmonian dalam tempoh genting ini.

Ketua Perangkawan turut menekankan, “Pada masa sama, pelaksanaan PKP dan PKPP turut memberi kesan kepada penurunan sebahagian komponen IKRM. Antaranya, Indeks Hiburan dan Rekreasi merosot 4.8 peratus disebabkan oleh sekatan yang dikenakan semasa PKP dan PKPP di mana kebanyakan pusat hiburan dan rekreasi ditutup kepada pengunjung sehingga akhir September 2021. Ini diikuti Indeks Kesihatan menurun 1.8 peratus berpunca dari peningkatan kadar kematian ibu bersalin disebabkan COVID-19. Indeks Penyertaan Sosial juga merekodkan penyusutan 1.4 peratus pada

2021 susulan daripada SOP yang ketat dalam tempoh PKP dengan menghadkan aktiviti sosial, politik, agama dan kemasyarakatan.”

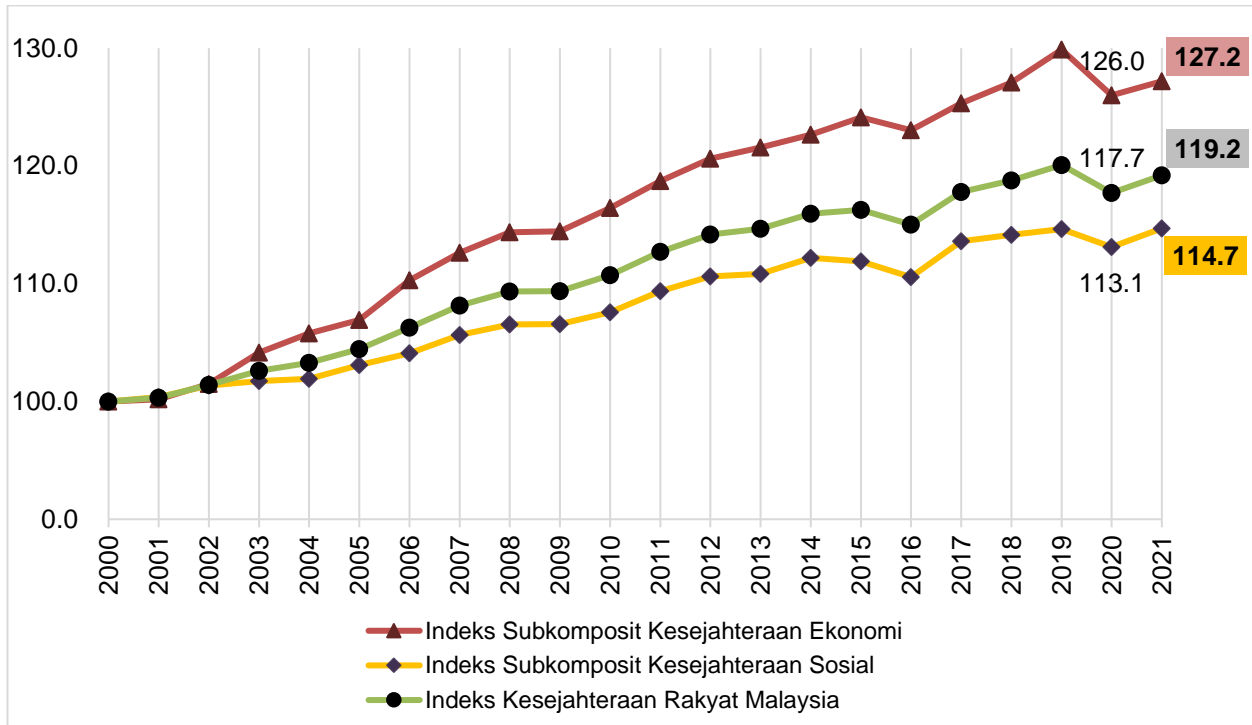
Secara keseluruhan, prestasi IKRM pada 2021 menunjukkan kesejahteraan rakyat semakin pulih walaupun berhadapan dengan cabaran pandemik COVID-19. IKRM berfungsi sebagai penunjuk kesejahteraan rakyat dan panduan dalam penggubalan dasar dan program yang relevan.

Penerbitan Indeks Kesejahteraan Rakyat Malaysia, 2021 boleh dimuat turun secara percuma di portal Jabatan Perangkaan Malaysia (www.dosm.gov.my).

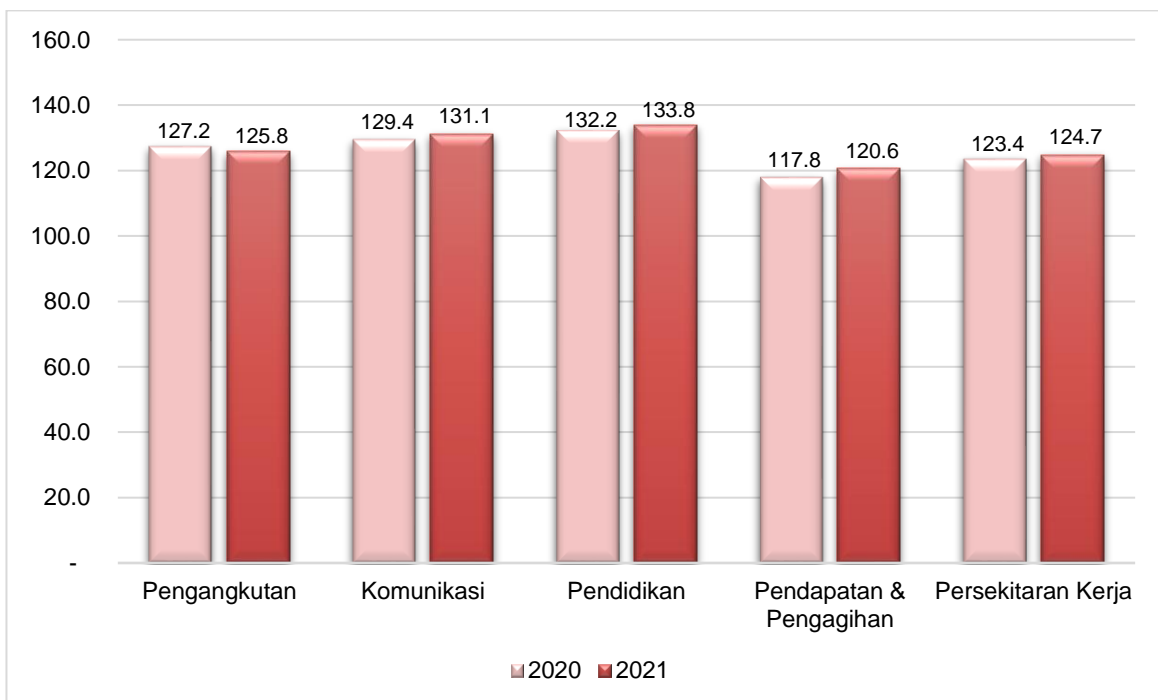
Jabatan Perangkaan Malaysia sedang menjalankan Survei Pendapatan, Perbelanjaan Isi Rumah dan Kemudahan Asas (HIES/BA) 2022 bermula dari 1 Januari 2022 sehingga 31 Disember 2022. Jabatan ini amat menghargai kerjasama daripada responden yang terpilih untuk memberikan maklumat kepada pegawai DOSM serta menjayakan survei ini. Sila layari www.dosm.gov.my untuk maklumat lanjut.

Penerbitan statistik ekonomi dan sosial iaitu PocketStats yang mengandungi statistik suku tahunan dan tahunan boleh diperolehi dari portal DOSM atau melalui pautan https://bit.ly/PocketStats_2022.

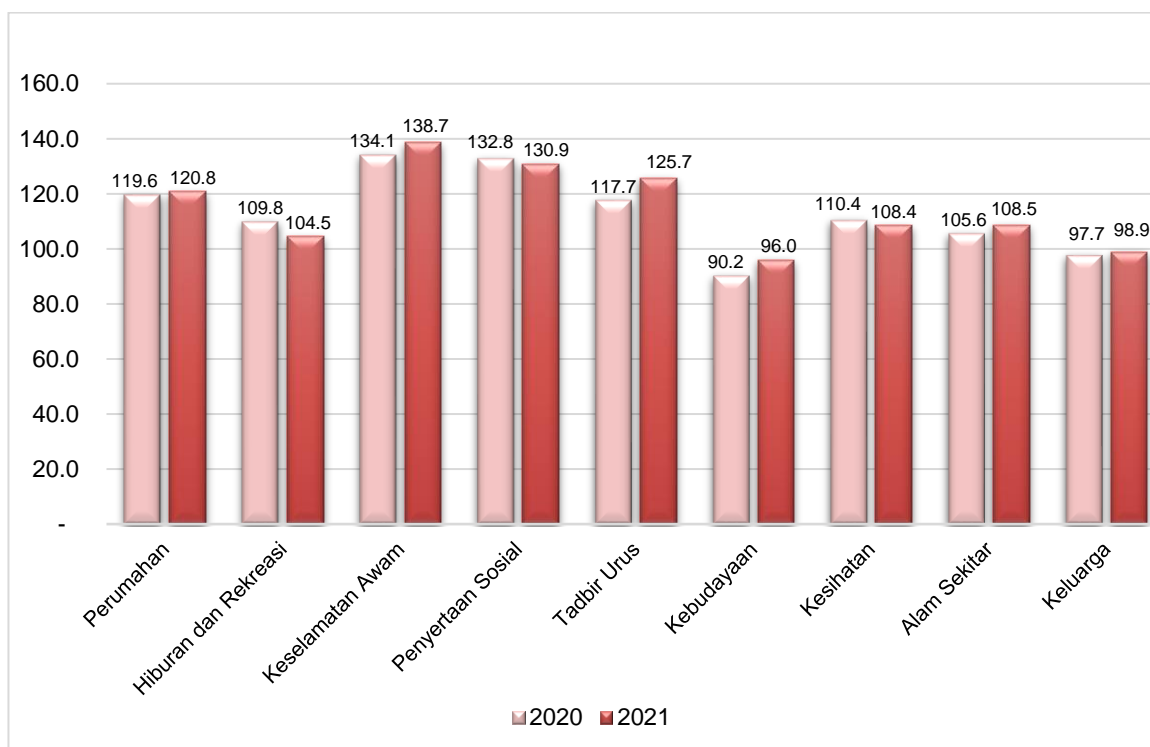
Carta 1: Indeks Kesejahteraan Rakyat Malaysia, 2000 - 2021



Carta 2: Indeks Subkomposit Kesejahteraan Ekonomi mengikut Komponen, 2020 dan 2021



**Carta 3: Indeks Subkomposit Kesejahteraan Sosial mengikut Komponen,
2020 dan 2021**



Dikeluarkan oleh:

PEJABAT KETUA PERANGKAWAN MALAYSIA
JABATAN PERANGKAAN MALAYSIA
1 DISEMBER 2022

Embargo: Only to be published or disseminated at 1200 hour, Thursday, 1st December 2022



PRIME MINISTER DEPARTMENT
DEPARTMENT OF STATISTICS MALAYSIA

MEDIA STATEMENT
MALAYSIAN WELL-BEING INDEX (MyWI) 2021

Malaysian Well-Being Index increased 1.3 per cent to 119.2 in 2021

PUTRAJAYA, 1 DECEMBER 2022 – Today, Department of Statistics Malaysia (DOSM) released **Malaysian Well-Being Index (MyWI), 2021**. MyWI comprised by two well-being sub-composites, namely economic well-being and social well-being which developed to measure the level of Malaysian well-being. Economic well-being consists of five components namely transportation, communications, education, income and distribution and working life. Social well-being comprises nine components, namely housing, entertainment and recreation, public safety, social participation, governance, culture, health, environment and family. Overall, MyWI comprises 14 components with 25 economic indicators and 41 social indicators.

According to the Chief Statistician Malaysia, Dato' Sri Dr. Mohd Uzir Mahidin, "The economic sector and social activities were opened in stages, thus contributing to the recovery in Malaysian well-being in 2021. MyWI performance in 2021 improved by 1.3 per cent to 119.2 points as compared to 117.7 points in 2020. Both sub-composites showed an increase in 2021. The economic well-being sub-composite recorded an increase 1.0 per cent in 2021 to 127.2 points and the social well-being sub-composite increased by 1.4 per cent to 114.7 points in the same period."

Commenting further on the report, Dato' Sri Dr. Mohd Uzir Mahidin said, "The success of the National Recovery Plan (NRP) as well as the National COVID-19 Immunisation Program to contain the spread of COVID-19 have positive implications on Malaysian well-being. Based on all 14 components of MyWI, it was found that 10 components recorded increases in 2021. Among the highest components that contributed to the increase in MyWI were Governance Index (6.8%), Culture Index (6.4%), Public Safety Index (3.4%), Environment Index (2.7%) and Income and Distribution Index (2.4%)."

According to the findings of the economic well-being sub-composite index, it was found that four components increased in 2021 namely income and distribution (2.4%), communications (1.3%), education (1.2%) and working life (1.1%). Meanwhile, the transportation component decreased by 1.1 per cent as a result of the Movement Control Order (MCO) and Recovery Movement Control Order (RMCO) implemented in May 2021 which limit passenger capacity with strict Standard Operating Procedures (SOP) such as social distancing as measures to constrain the spread of COVID-19.

Six components in social well-being sub-composite also increased, namely governance (6.8%), culture (6.4%), public safety (3.4%), environment (2.7%), family (1.2%) and housing (1.0%). The inclusiveness of the initiatives as well as these assistance provided to Malaysians at all levels throughout the NRP phase able to relieve pressure and maintain harmony during this critical time.

The Chief Statistician also emphasized, "At the same time, the implementation of MCO and RMCO also had an impact on the reduction of some components of MyWI. Amongst the index, the Entertainment and Recreation Index declined 4.8 per cent as a result of the restrictions imposed during the MCO and RMCO, where most entertainment and recreation centres are closed to visitors until September 2021. This was followed by a 1.8 per cent decrease in the Health Index caused by the increase in maternal mortality rate due to COVID-19. The Social Participation Index also recorded a decrease of 1.4 per cent in 2021 following the strict SOP during the MCO period by limiting social, political, religious and community activities."

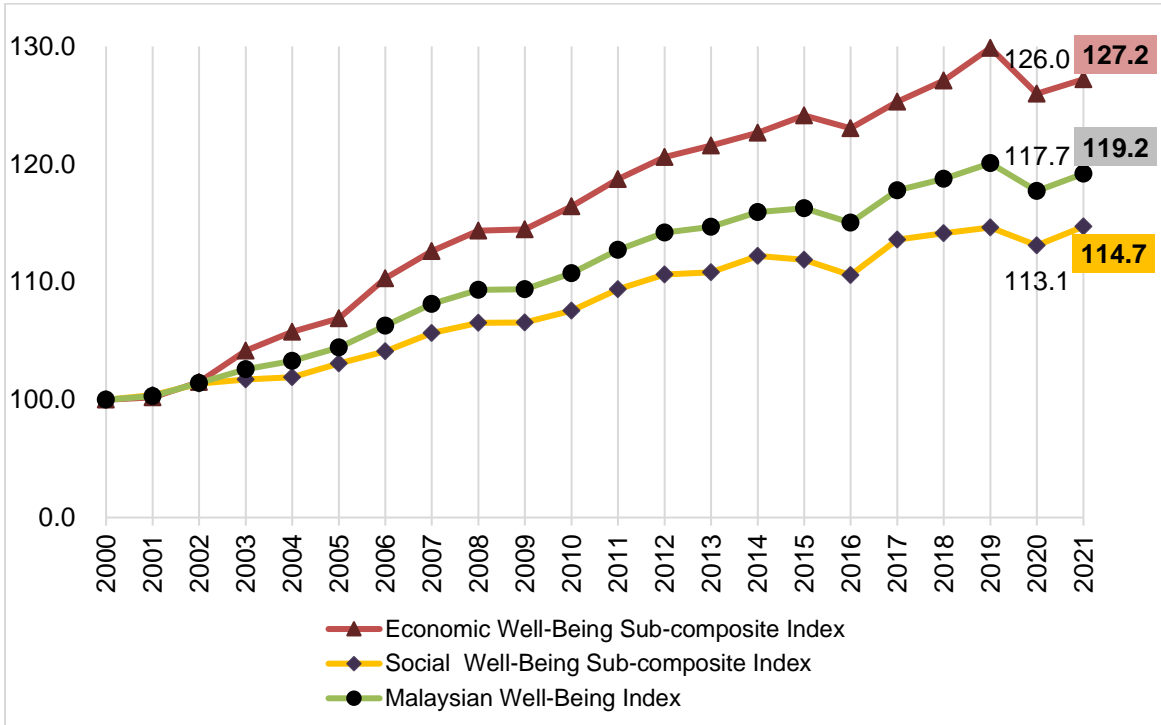
The overall performance of MyWI in 2021 shows that the Malaysian well-being is recovering though facing the challenges of COVID-19 pandemic. MyWI serves as indicators of well-being of Malaysian and guide in formulating relevant policies and programmes.

Malaysian Well-Being Index, 2021 can be downloaded for free on the Department of Statistics, Malaysia portal (www.dosm.gov.my).

The Department of Statistics Malaysia (DOSM) is conducting the Household Income, Expenditure and Basic Amenities Survey (HIES/BA) 2022 from 1st January 2022 to 31st December 2022. DOSM greatly appreciates the cooperation given by selected respondents by sharing their information with DOSM and making the survey a success. Please visit www.dosm.gov.my for more information.

DOSM also released economic and social statistics, namely PocketStats which contain quarterly and annual statistics that can be obtained from the DOSM portal or via the link https://bit.ly/PocketStats_2022.

**Chart 1: Malaysian Well-being Index,
2000 - 2021**



**Chart 2: Economic Well-being Sub-composite Index by Component,
2020 and 2021**

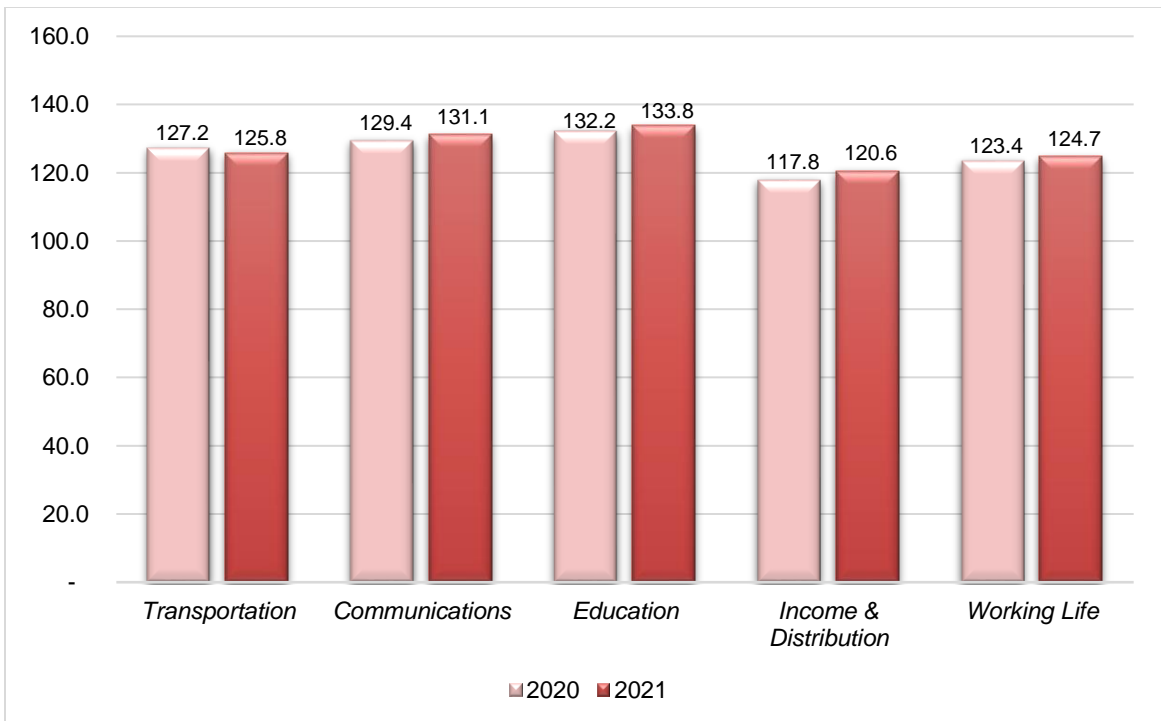
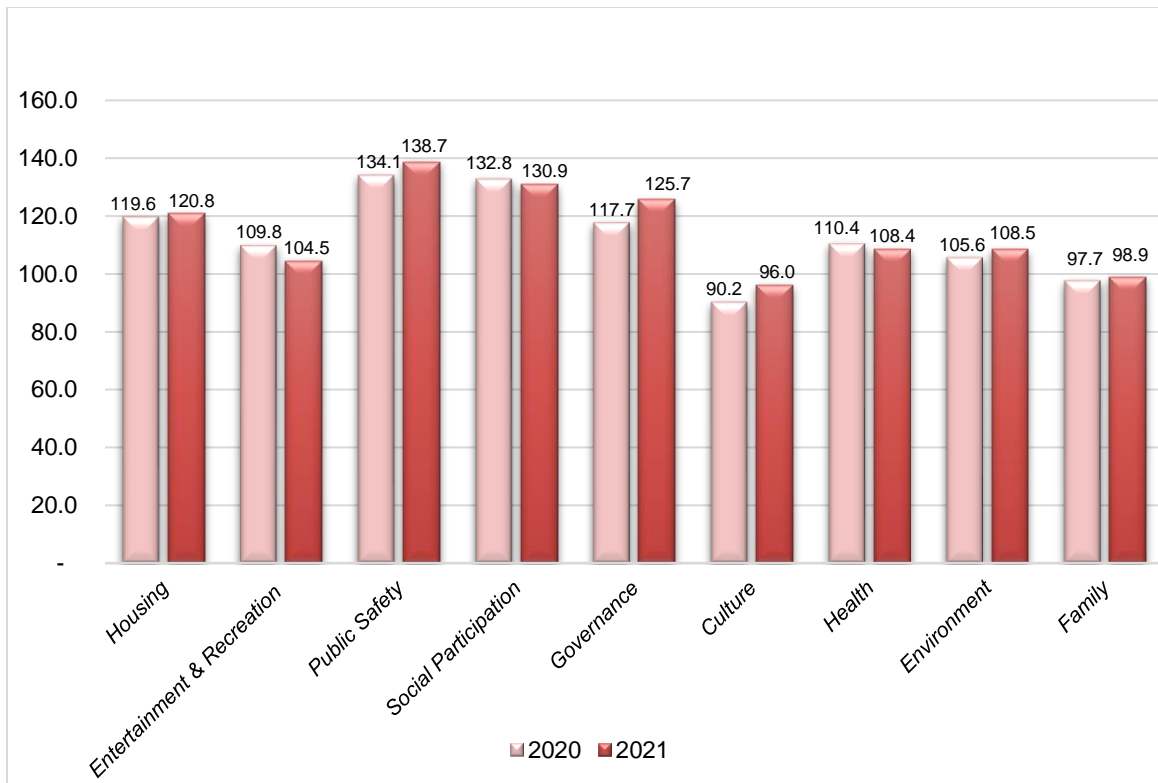


Chart 3: Social Well-being Sub-composite Index by Component, 2020 and 2021



Released by:

**THE OFFICE OF CHIEF STATISTICIAN MALAYSIA
DEPARTMENT OF STATISTICS, MALAYSIA
1 DECEMBER 2022**