



JABATAN PERANGKAAAN MALAYSIA

## **KENYATAAN MEDIA**

### **INDEKS PENGELUARAN PERINDUSTRIAN, MALAYSIA**

### **OKTOBER 2022**

---

**Indeks Pengeluaran Perindustrian (IPP) Malaysia meningkat 4.6 peratus pada Oktober 2022, disokong oleh pengembangan dalam sektor Perlombongan dan Pembuatan**

**PUTRAJAYA, 12 Disember 2022** – Indeks Pengeluaran Perindustrian (IPP) Malaysia meningkat 4.6 peratus pada Oktober 2022, disokong oleh pengembangan dalam sektor Perlombongan dan Pembuatan, Jabatan Perangkaan Malaysia melaporkan dalam keluaran **Indeks Pengeluaran Perindustrian (IPP), Malaysia, Oktober 2022** pada hari ini. Penerbitan ini memaparkan statistik IPP yang terdiri daripada tiga sektor iaitu Perlombongan, Pembuatan dan Elektrik.

Mengulas laporan berkenaan, Dato' Sri Dr. Mohd Uzir Mahidin, Ketua Perangkawan Malaysia berkata, "Indeks Pengeluaran Perindustrian (IPP) meningkat 4.6 peratus pada bulan Oktober 2022 setelah mencatatkan pertumbuhan dua digit bagi empat bulan berturut-turut. Pertumbuhan sederhana turut disumbangkan oleh asas indeks yang tinggi direkodkan pada bulan yang sama pada tahun sebelumnya. Pengembangan IPP pada bulan tersebut disumbangkan oleh peningkatan dalam indeks Perlombongan (8.6%) dan indeks Pembuatan (4.2%) manakala indeks Elektrik merekodkan penurunan 1.9 peratus. Dari segi perbandingan bulan ke bulan, IPP susut 1.0 peratus berbanding pertumbuhan positif 1.3 peratus yang dicatatkan pada bulan sebelumnya."

Pada bulan Oktober 2022, output sektor Pembuatan meningkat 4.2 peratus selepas mencatatkan pertumbuhan 10.4 peratus pada bulan September 2022. Subsektor utama yang menyumbang kepada pertumbuhan adalah Produk Peralatan Elektrik & Elektronik (8.7%); Produk Petroleum, Kimia, Getah & Plastik (3.2%); dan Produk Mineral Bukan Logam, Logam Asas & Produk Logam yang Direka (3.0%). Prestasi sektor Pembuatan pada bulan tersebut didorong oleh kedua-dua industri berorientasikan eksport (5.0%) dan industri berorientasikan domestik (2.5%). Peningkatan bagi industri berasaskan eksport dipacu terutamanya oleh pembuatan komputer, produk elektronik & optikal; dan pembuatan kok & produk petroleum bertapis. Dalam pada itu, pertumbuhan bagi industri berorientasikan domestik disokong terutamanya oleh pembuatan produk logam yang direka, kecuali mesin dan kelengkapan; dan pembuatan produk prosesan makanan. Bagi perbandingan dengan

bulan sebelumnya, sektor Pembuatan menyusut 1.9 peratus (September 2022: +1.1%).

Output di sektor Perlombongan naik 8.6 peratus pada bulan Oktober 2022 setelah meningkat kukuh sebanyak 15.0 peratus pada September 2022. Peningkatan tersebut disumbangkan oleh kenaikan 11.4 peratus dalam indeks Gas Asli dan 4.8 peratus dalam indeks Minyak Mentah & Kondensat. Berbanding bulan sebelumnya, indeks Perlombongan tumbuh 1.8 peratus (September 2022: +3.8%).

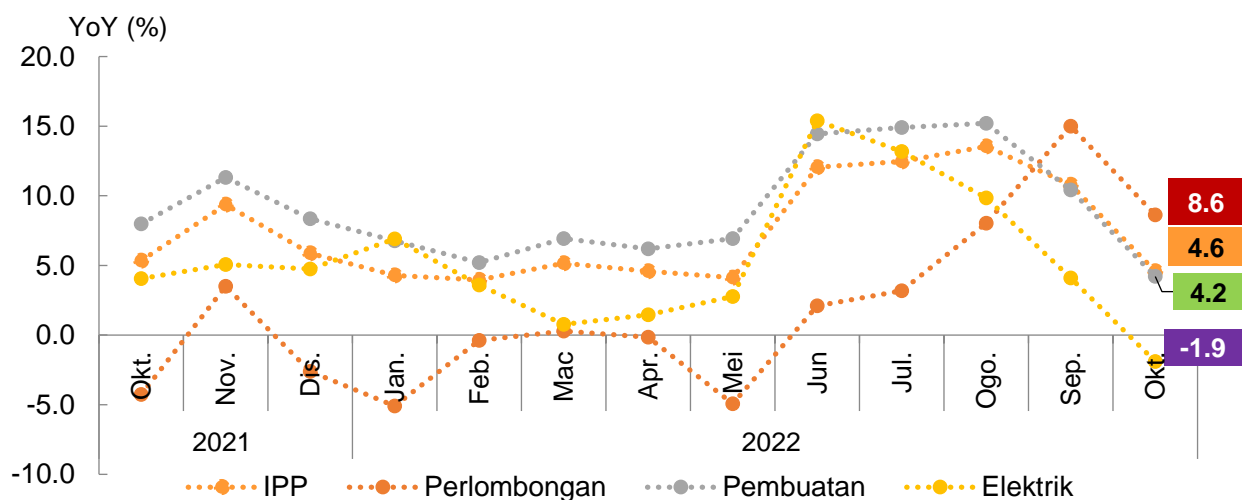
Sementara itu, indeks Elektrik menyusut 1.9 peratus pada bulan Oktober 2022 berbanding pertumbuhan positif 4.1 peratus yang direkodkan pada bulan sebelumnya. Dari segi perbandingan bulan ke bulan, indeks Elektrik pulih kepada 1.5 peratus setelah dua bulan berturut-turut dalam trend penurunan (September 2022: -3.7%; Ogos 2022: -0.2%).

Analisis IPP bagi tempoh Januari hingga Oktober 2022 merekodkan peningkatan 7.5 peratus berbanding tempoh yang sama tahun sebelumnya. Peningkatan tersebut disokong oleh indeks Pembuatan (9.1%), indeks Elektrik (5.4%) dan indeks Perlombongan (2.3%).

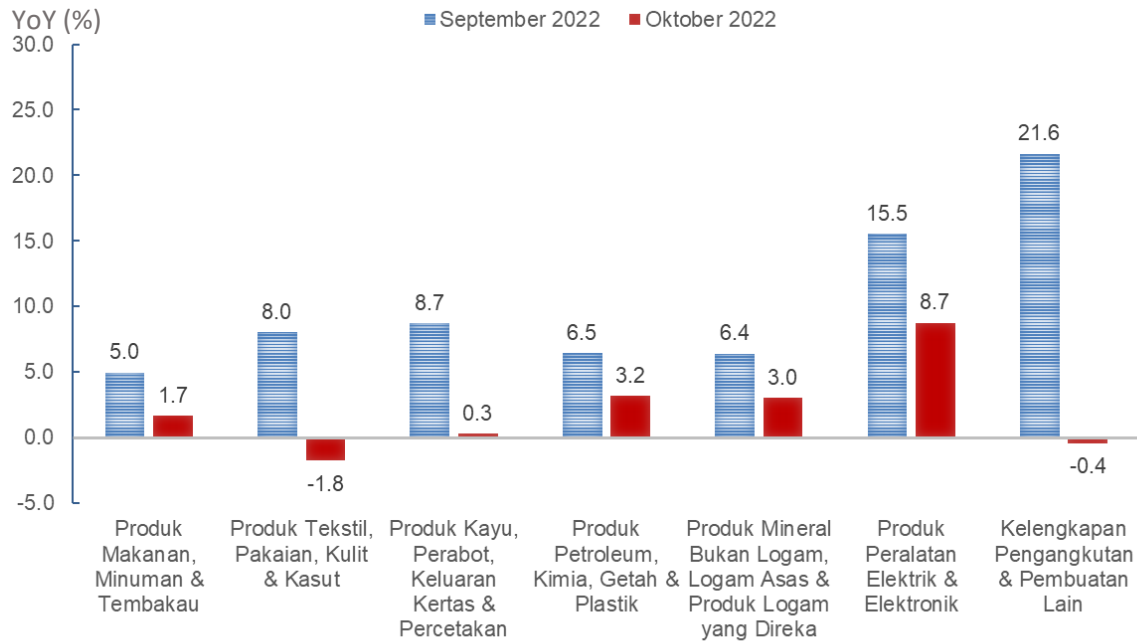
Jabatan Perangkaan Malaysia (DOSM) sedang menjalankan Survei Pendapatan, Perbelanjaan Isi Rumah dan Kemudahan Asas (HIES/BA) 2022 bermula dari 1 Januari 2022 sehingga 31 Disember 2022. DOSM amat menghargai kerjasama daripada responden yang terpilih untuk memberikan maklumat kepada DOSM serta menayakan survei ini. Sila layari [www.dosm.gov.my](http://www.dosm.gov.my) untuk maklumat lanjut.

DOSM juga menerbitkan statistik ekonomi dan sosial iaitu PocketStats yang mengandungi statistik suku tahunan dan tahunan yang boleh diperolehi dari portal DOSM atau melalui pautan [https://bit.ly/PocketStats\\_2022](https://bit.ly/PocketStats_2022).

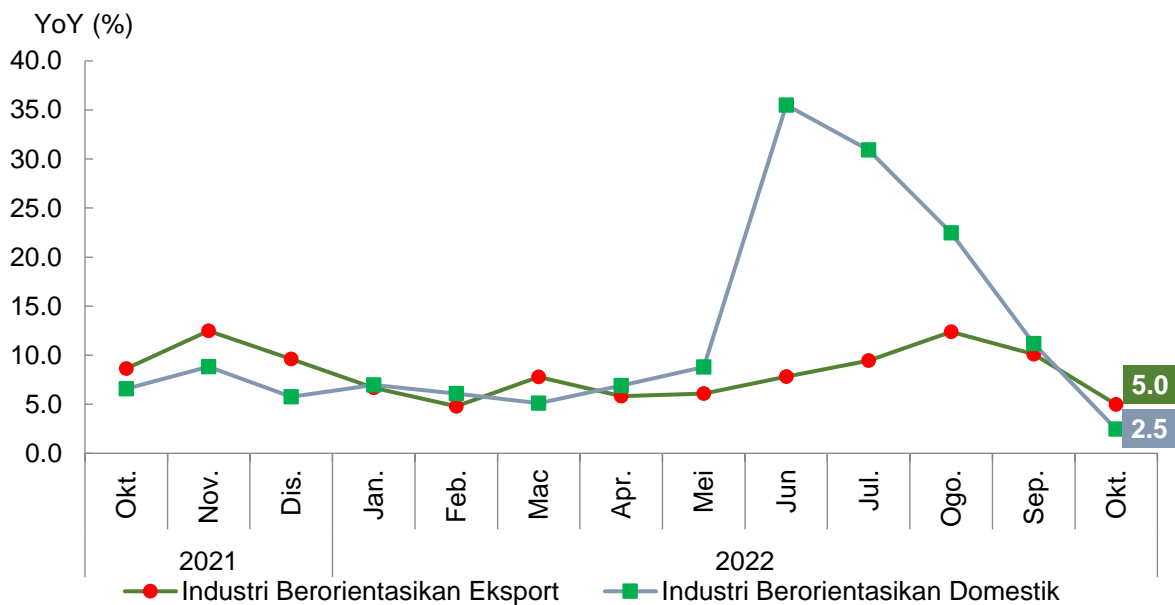
**Carta 1: Prestasi Indeks Pengeluaran Perindustrian, Oktober 2021 – Oktober 2022**



**Carta 2: Pertumbuhan Indeks Pembuatan Mengikut Subsektor, September dan Oktober 2022**



**Carta 3: Prestasi Indeks Pembuatan Mengikut Industri Berorientasikan Eksport dan Domestik, Oktober 2021 – Oktober 2022**



Dikeluarkan oleh:

**PEJABAT KETUA PERANGKAWAN MALAYSIA**  
**JABATAN PERANGKAWAN MALAYSIA**  
**12 DISEMBER 2022**



DEPARTMENT OF STATISTICS MALAYSIA

**MEDIA STATEMENT**  
**INDEX OF INDUSTRIAL PRODUCTION MALAYSIA**  
**OCTOBER 2022**

---

***Malaysia's Industrial Production Index (IPI) grew by 4.6 per cent in October 2022, supported by expansion in Mining and Manufacturing sectors***

***PUTRAJAYA, 12 December 2022*** - Malaysia's Industrial Production Index (IPI) grew by 4.6 per cent in October 2022, supported by expansion in Mining and Manufacturing sectors, the Department of Statistics, Malaysia (DOSM) reported today on the release of ***Industrial Production Index (IPI), Malaysia, October 2022***. This publication presents statistics on IPI which consists of three sectors namely Mining, Manufacturing and Electricity.

Commenting on the report, Dato' Sri Dr. Mohd Uzir Mahidin, Chief Statistician Malaysia, said, "The Industrial Production Index (IPI) grew by 4.6 per cent in October 2022, after registering double-digit growth for four consecutive months. The moderation in growth also was attributed to the high base index recorded in the same month of the previous year. The expansion of IPI during the month was contributed by the increment in Mining index (8.6%) and Manufacturing index (4.2%) while Electricity index recorded a decline of 1.9 per cent. A month-on-month comparison, the IPI decreased by 1.0 per cent as against positive growth of 1.3 per cent registered in the previous month."

In October 2022, the Manufacturing sector output increased by 4.2 per cent after recording a growth of 10.4 per cent in September 2022. The main subsectors that contributed to the growth were Electrical & Electronics Products (8.7%); Petroleum, Chemical, Rubber & Plastic Products (3.2%); and Non-metallic Mineral Products, Basic Metal, and Fabricated Metal Products (3.0%). The performance of Manufacturing sector during the month was supported by both export-oriented industries (5.0%) and domestic-oriented industries (2.5%). The increase in the export-oriented industry was mainly supported by the manufacture of computers, electronics & optical products; and manufacture of coke & refined petroleum products. In the meantime, the growth of the domestic-oriented industry was underpinned particularly by the manufacture of fabricated metal products, except machinery and equipment; and manufacture of food processing products. In comparison to the previous month, the Manufacturing sector fell 1.9 per cent (September 2022: +1.1%).

Output in the Mining sector rose 8.6 per cent in October 2022 after expanding strongly by 15.0 per cent in September 2022. The growth was contributed by the increment of 11.4 per cent in Natural Gas index and 4.8 per cent in Crude Oil & Condensate index. As compared to the previous month, the Mining index increased by 1.8 per cent (September 2022: +3.8%).

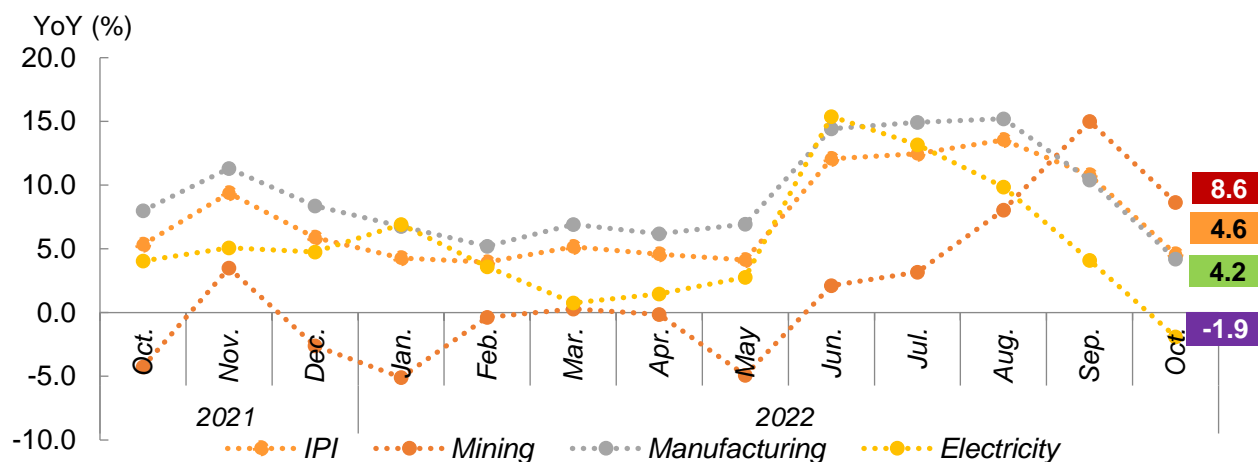
Meanwhile, the Electricity index declined by 1.9 per cent in October 2022 as against positive growth of 4.1 per cent recorded in the previous month. In terms of month-on-month comparison, the Electricity index turned around to 1.5 per cent after two consecutive months on a declining trend (September 2022: -3.7%; August 2022: -0.2%).

Analysing the IPI performance for the period of January to October 2022, recorded an expansion of 7.5 per cent as compared to the same period of the previous year. The increase was supported by the Manufacturing index (9.1%); Electricity index (5.4%) and Mining index (2.3%).

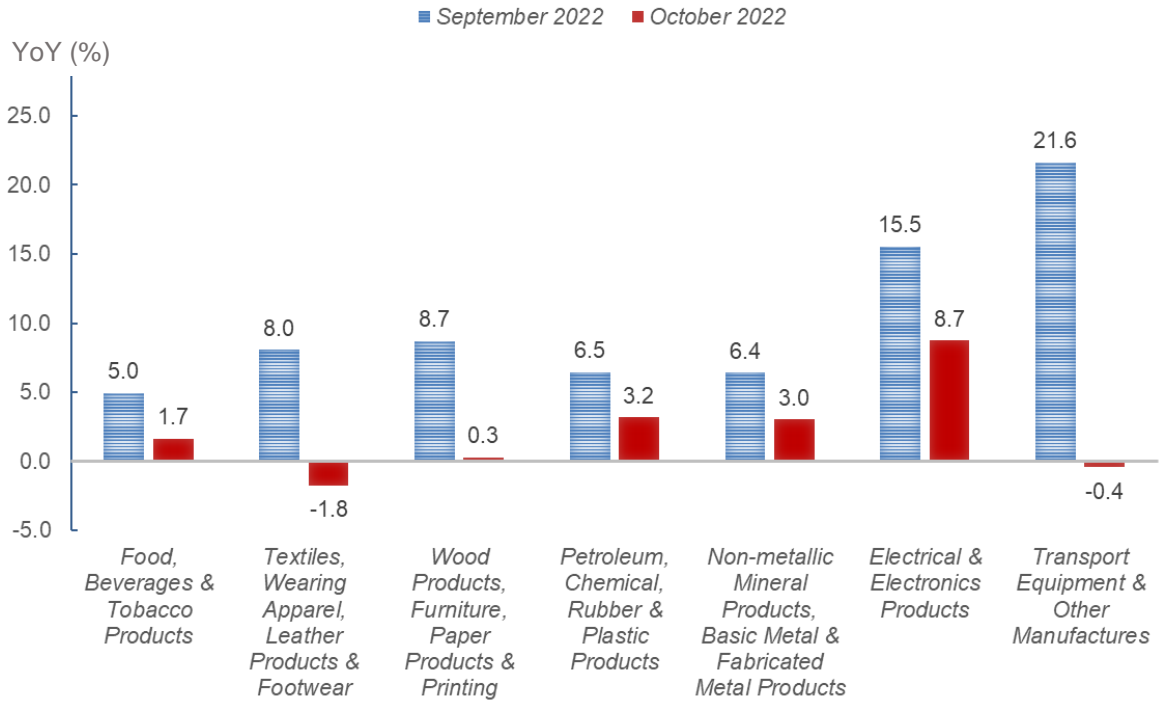
The Department of Statistics Malaysia (DOSM) is conducting the Household Income, Expenditure and Basic Amenities Survey (HIES/BA) 2022 from 1st January 2022 until 31st December 2022. DOSM greatly appreciates the cooperation given by selected respondents by sharing their information with DOSM and making the survey a success. Please visit [www.dosm.gov.my](http://www.dosm.gov.my) for more information.

DOSM also released economic and social statistics, namely PocketStats which contain quarterly and annual statistics that can be obtained from the DOSM portal or via the link [https://bit.ly/PocketStats\\_2022](https://bit.ly/PocketStats_2022).

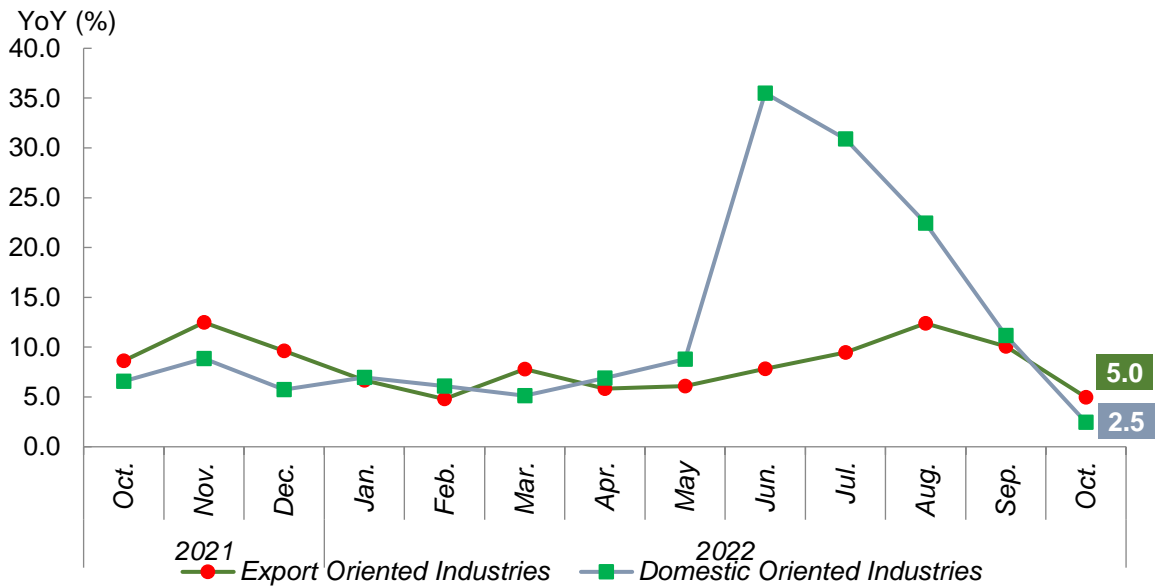
**Chart 1: Performance of Industrial Production Index, October 2021 – October 2022**



**Chart 2: Manufacturing Index Growth by Subsector, September and October 2022**



**Chart 3: Performance of Manufacturing Index by Export and Domestic Oriented Industries, October 2021 – October 2022**



Released by:

**THE OFFICE OF CHIEF STATISTICIAN MALAYSIA  
DEPARTMENT OF STATISTICS, MALAYSIA  
12 DECEMBER 2022**