



PRIME MINISTER'S DEPARTMENT
DEPARTMENT OF STATISTICS MALAYSIA

MEDIA STATEMENT
BUILDING COST INDEX, MALAYSIA
NOVEMBER 2022

***The price index per unit of steel recorded a decrease of 1.6 per cent in
November 2022***

PUTRAJAYA, 8th December 2022 – *The Department of Statistics Malaysia published **BUILDING AND STRUCTURAL WORKS, SEPTEMBER 2022** today. This release presents the Building of Cost Material Index (BCI) without steel bars and with steel bars by building category & region and the unit price index of major building materials.*

In a statement today, the Chief Statistician of Malaysia stated that monthly comparisons according to construction materials and selected areas show a decrease in unit price index for all areas of Peninsular Malaysia, Sabah and Sarawak. The unit price index of steel recorded a decrease of 1.6 per cent in November 2022 as compared to October 2022 and recorded a decline for three consecutive months. The decrease in the price index was in line with the decline in the price of the world's main commodities such as iron ore and steel at the global level. Nevertheless, according to Trading Economics statistics, at the end of November 2022, the price of world iron ore and steel began to record an increasing price trend due to some major cities in China started to ease its COVID-19 lockdown. Although there might be a growing demand on steel, however, there are still uncertainties on the steel prices and may put some pressures on the price.

Apart from that, the unit price index of steel & metal sections and sand recorded a decrease of 0.6 per cent and 0.1 per cent respectively. However, the unit price index of timber and cement recorded an increase of 1.7 per cent and 1.1 per cent

respectively. Meanwhile, other building materials in some areas remained unchanged, such as plywood for all areas in Peninsular Malaysia, Sabah and Sarawak.

Nevertheless, a year-on-year comparison of the unit price index on building materials recorded increases of between 3.2 and 11.8 per cent in November 2022 as compared to a year ago. The unit price index for steel and steel & metal sections increased by 3.4 per cent and 4.6 per cent respectively, for November 2022 as compared to the same month of the preceding year.

The Chief Statistician of Malaysia further added that on monthly comparison showed the average price of selected construction materials, such as steel and sand decreased as compared to October 2022. The average price per unit of steel consisting of mild steel round bars and Mycon 60 high tensile deformed bars was RM3,599.34 per metric tonne, recording a 1.0 per cent decrease as compared to the previous month (October 2022: RM3,637.01 per metric tonne). The average price of cement (Ordinary Portland) recorded a slight increase of 0.9 per cent at RM20.88/50 kg compared to RM20.70/50 kg (October 2022). Meanwhile, the average price of aggregates increased 0.7 per cent to RM41.14 per metric ton from RM40.83 per metric ton on October 2022. However, on an annual basis, the average prices of steel and cement climbed by 10.2 per cent and 9.6 per cent respectively.

Meanwhile, the Building Materials Cost Index (BCI) (without steel bars & including steel bars) for all building categories in Peninsular Malaysia, Sabah and Sarawak in November 2022 increased between 0.1 and 1.9 per cent as compared to the previous month. The highest index increase is in Timber Building and Timber Piling for all Areas in Peninsular Malaysia.

For Sabah area, the Building Cost Index (BCI) (without steel bars & including steel bars) shows an increase for almost all construction categories between 0.1 and 2.4 per cent in November 2022 as compared to previous month. However, there was a decrease in the index for Single Story Steel Frame (Building) and Single-Story Steel Frame (Tower only) for the Kota Kinabalu and Sandakan. Meanwhile BCI (without steel bars & with steel bars) in Sarawak shows a slightly increase between 0.1 and 1.5 per cent for almost all building categories.

Nevertheless, an annual comparison between November 2021 and November 2022 shows an increase in BCI with steel bars for all areas in Peninsular Malaysia, Sabah and Sarawak. The building category that recorded the highest increase in Peninsular Malaysia is in Selangor, W.P. Kuala Lumpur, Melaka dan Negeri Sembilan, which is 5 storey and above (Reinforced Concrete) Building (for accommodation). The building category that recorded the highest increase in Sabah was 5 storeys and above (Reinforced Concrete) Building (For Offices) in Sandakan, while in Sarawak it was Timber Building in Sibu.

The Department of Statistics Malaysia (DOSM) is conducting the Household Income, Expenditure and Basic Amenities Survey (HIES/BA) 2022 from 1st January 2022 to 31st December 2022 and the Annual Economic Survey 2022 (AES 2022) from 15th April 2022 to 30th September 2022. DOSM greatly appreciates the cooperation given by respondents in providing their information and making the survey a success. Please visit www.dosm.gov.my for more information.

DOSM also released economic and social statistics, namely PocketStats which contain quarterly and annual statistics that can be obtained from the DOSM portal or via the link https://bit.ly/PocketStatsQ1_2022.

Chart 1: Average Price of Steel Bar, Malaysia, November 2021 - November 2022

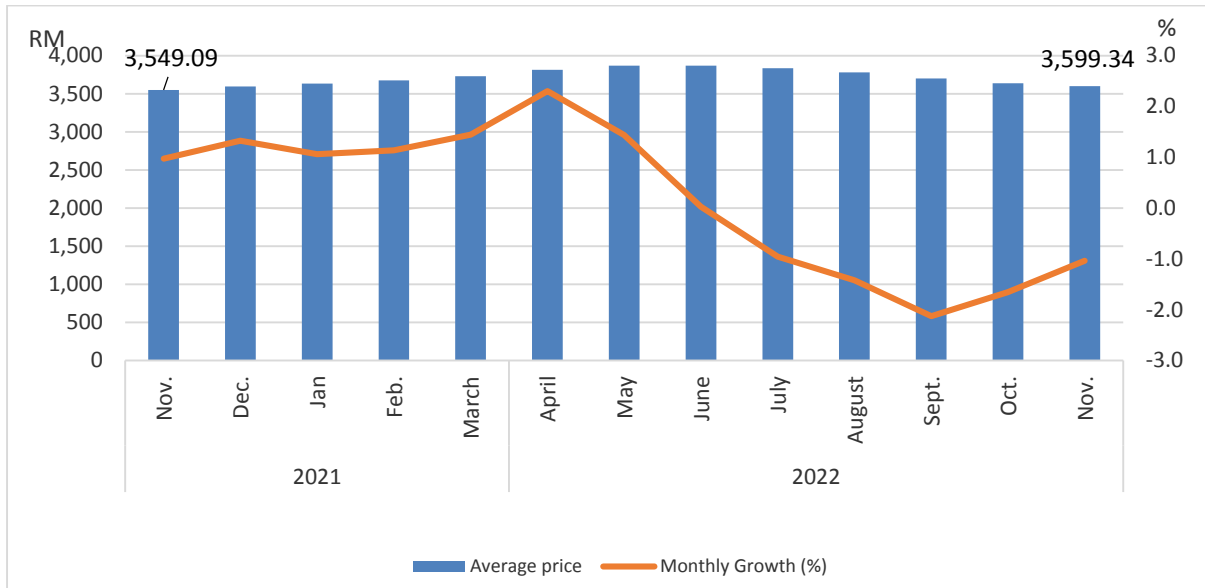
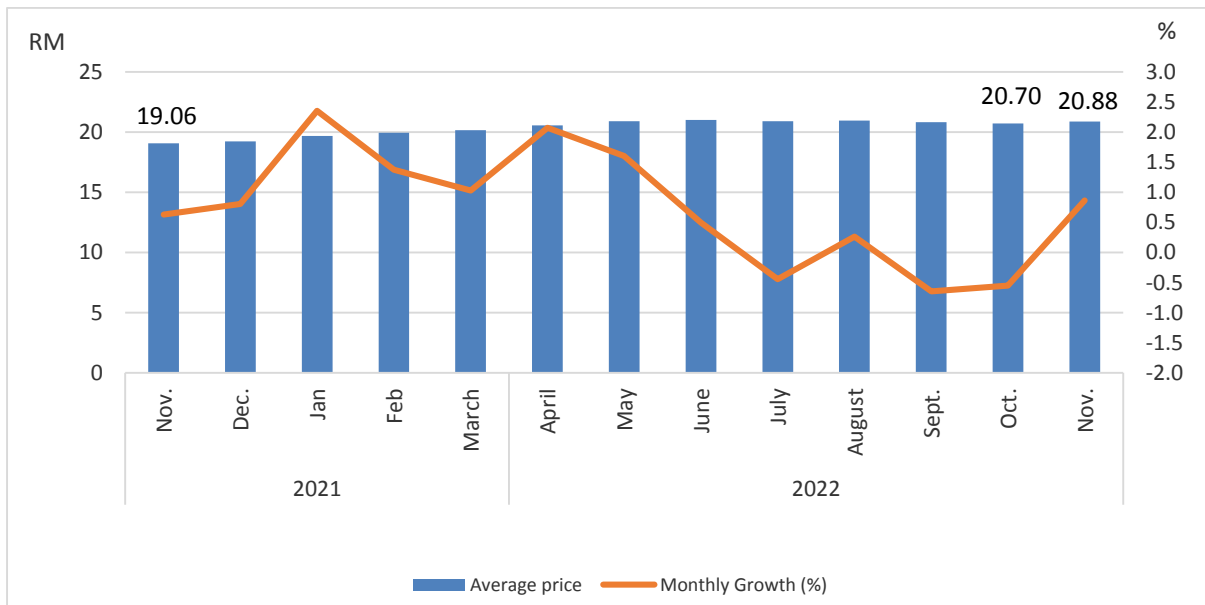


Chart 2: Average Price of Cement, Malaysia, November 2021 - November 2022



Released by:

**THE OFFICE OF CHIEF STATISTICIAN MALAYSIA
DEPARTMENT OF STATISTICS, MALAYSIA
8th December 2022**



JABATAN PERDANA MENTERI
JABATAN PERANGKAAAN MALAYSIA

KENYATAAN MEDIA
INDEKS KERJA-KERJA PEMBINAAN DAN STRUKTUR
NOVEMBER 2022

**Indeks harga seunit besi mencatatkan penurunan 1.6 peratus
pada November 2022**

PUTRAJAYA, 8 Disember 2022 – Pada hari ini Jabatan Perangkakan Malaysia menerbitkan **SIARAN UNTUK KERJA-KERJA PEMBINAAN BANGUNAN DAN STRUKTUR SEPTEMBER 2022**. Penerbitan ini memaparkan Indeks Kos Binaan (IKB) tanpa bar keluli dan termasuk bar keluli mengikut kategori bangunan & kawasan dan indeks harga seunit bahan binaan utama.

Dalam kenyataan pada hari ini, Ketua Perangkawan Malaysia menyatakan bahawa bagi perbandingan bulanan mengikut bahan binaan dan kawasan terpilih menunjukkan penurunan indeks harga seunit untuk semua kawasan Semenanjung Malaysia, Sabah dan Sarawak. Indeks harga seunit besi mencatatkan penurunan 1.6 peratus berbanding Oktober 2022 dan telah mencatatkan penurunan bagi tempoh tiga bulan berturut-turut. Penurunan indeks harga ini seiring dengan penurunan harga komoditi utama dunia seperti bijih besi dan besi di peringkat global. Namun begitu, menurut data yang dilaporkan oleh *Trading Economics*, harga bijih besi dan besi dunia mula mencatatkan trend peningkatan harga mulai akhir November 2022 kerana jangkaan permintaan yang lebih tinggi berikutan beberapa bandar utama di China mula mengurangkan sekatan COVID-19. Walaupun mungkin terdapat permintaan yang semakin meningkat terhadap besi, namun, masih terdapat ketidaktentuan pada harga besi dan mungkin memberi tekanan pada harga.

Selain daripada itu, indeks harga seunit keratan keluli & logam dan pasir mencatatkan penurunan masing-masing 0.6 peratus dan 0.1 peratus. Manakala, indeks harga seunit kayu

dan simen pula mencatatkan peningkatan masing-masing 1.7 peratus dan 1.1 peratus. Selain daripada itu, terdapat bahan binaan lain yang kekal tidak berubah seperti papan lapis dan batu baur bagi semua kawasan di Semenanjung Malaysia, Sabah dan Sarawak.

Perbandingan tahun ke tahun bagi indeks harga seunit bahan binaan pula mencatatkan peningkatan antara 3.2 hingga 11.8 peratus pada November 2022 berbanding bulan yang sama pada tahun yang lalu. Indeks harga bagi seunit bagi besi dan keratan keluli & logam telah meningkat masing-masing 3.4 peratus dan 4.6 peratus bagi November 2022 berbanding bulan yang sama tahun sebelumnya.

Ketua Perangkawan Malaysia turut menyatakan bahawa perbandingan bulanan mencatatkan penurunan purata harga beberapa bahan binaan terpilih seperti besi dan pasir berbanding Oktober 2022. Purata harga seunit besi yang terdiri daripada bar bulat keluli lembut dan Mycon 60 high tensile deformed bars adalah RM3,599.34 bagi setiap tan metrik mencatatkan penurunan 1.0 peratus berbanding bulan sebelumnya (Oktober 2022: RM3,637.01 per tan metrik). Purata harga simen (Ordinary Portland) mencatatkan sedikit peningkatan 0.9 peratus iaitu RM20.88/50 kg berbanding RM20.70/50 kg (Oktober 2022). Manakala, purata harga batu baur RM41.14/tan metrik meningkat 0.7 peratus (Oktober 2022: RM40.83/tan metrik). Namun begitu, perbandingan tahunan pula mencatatkan purata harga harga besi dan simen telah meningkat masing-masing 10.2 peratus dan 9.6 peratus.

Selain daripada itu, Indeks Kos Binaan (tanpa bar keluli & termasuk bar keluli) bagi semua kawasan di Semenanjung Malaysia merekodkan peningkatan di antara 0.1 dan 1.9 peratus pada November 2022 berbanding pada bulan sebelumnya. Peningkatan indeks yang tertinggi adalah Cerucuk Kayu dan Bangunan Kayu bagi semua Kawasan di Semenanjung Malaysia.

Bagi kawasan Sabah pula, Indeks Kos Binaan (IKB) (tanpa bar keluli & termasuk bar keluli) menunjukkan peningkatan bagi hampir keseluruhan kategori bangunan antara 0.1 dan 2.4 peratus pada November 2022 berbanding pada bulan sebelumnya. Namun begitu, terdapat penurunan indeks bagi Kerangka Besi 1 Tingkat (Bangunan) dan Kerangka Besi 1 Tingkat (Menara sahaja) bagi kawasan Kota Kinabalu dan Sandakan. Manakala IKB (tanpa bar

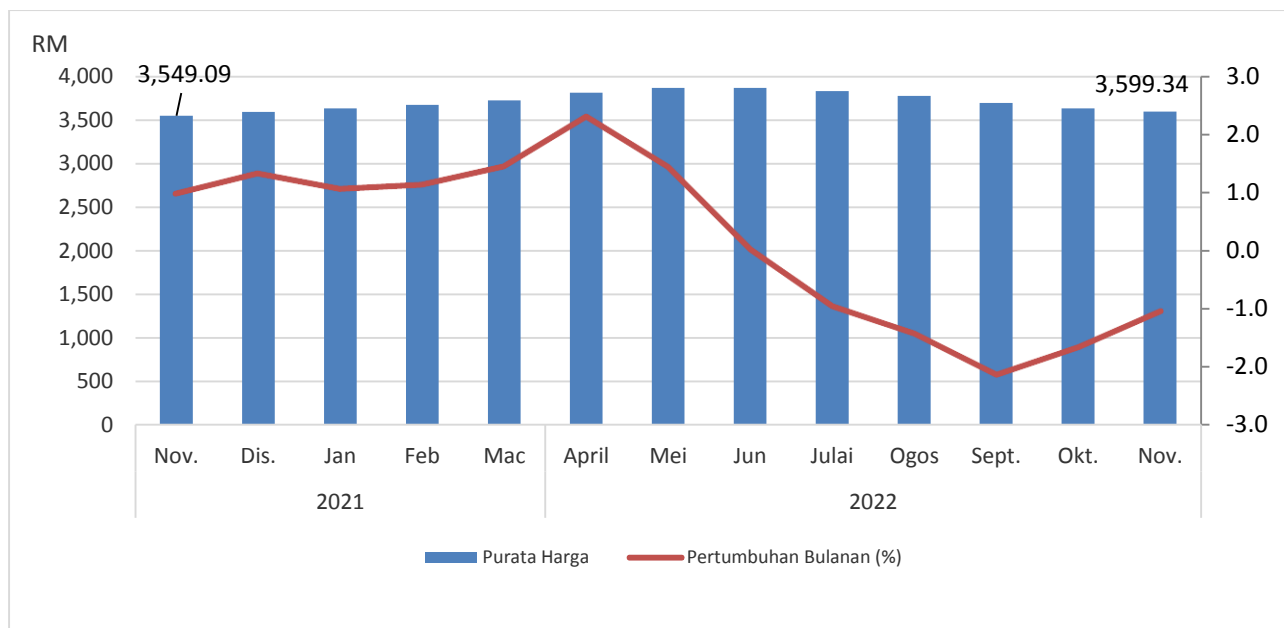
keluli & termasuk bar keluli) di Sarawak menunjukkan peningkatan yang lebih rendah iaitu di antara 0.1 dan 1.5 peratus bagi hampir semua kategori bangunan.

Namun begitu, perbandingan secara tahunan bagi tempoh November 2021 dan November 2022 menunjukkan peningkatan bagi IKB dengan bar keluli bagi semua kawasan di Semenanjung Malaysia, Sabah dan Sarawak. Kategori bangunan yang merekodkan peningkatan tertinggi di Semenanjung Malaysia adalah di Selangor, W.P. Kuala Lumpur, Melaka dan Negeri Sembilan iaitu Bangunan (Konkrit Tetulang) 5 tingkat dan lebih (Untuk Penginapan). Kategori bangunan yang merekodkan peningkatan tertinggi di Sabah ialah Bangunan (Konkrit Tetulang) 5 Tingkat dan Lebih (Untuk Pejabat) di Sandakan, manakala di Sarawak pula adalah Bangunan Kayu di Sibu.

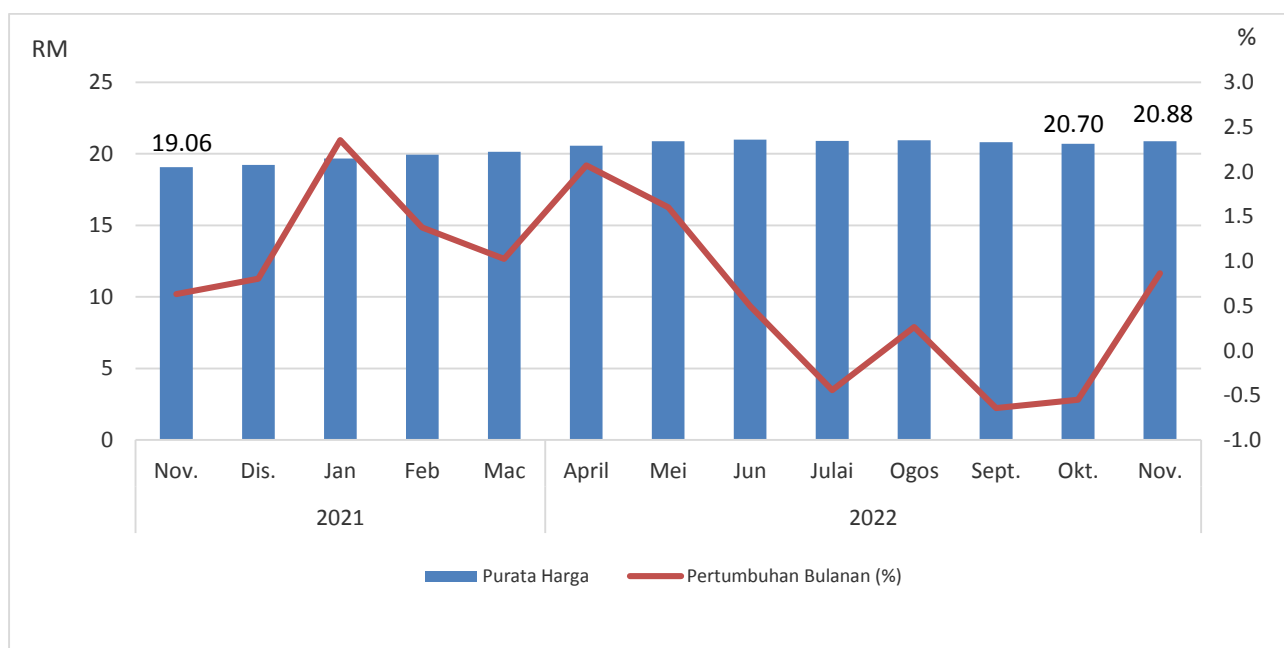
Jabatan Perangkaan Malaysia (DOSM) sedang menjalankan Survei Pendapatan, Perbelanjaan Isi Rumah dan Kemudahan Asas (HIES/BA) 2022 bermula dari 1 Januari 2022 sehingga 31 Disember 2022 dan Survei Ekonomi Tahunan 2022 (AES 2022) bermula 15 April sehingga 30 September 2022. DOSM amat menghargai kerjasama daripada responden yang terpilih untuk memberikan maklumat kepada DOSM serta menjayakan survei ini. Sila layari www.dosm.gov.my untuk maklumat lanjut.

DOSM juga menerbitkan statistik ekonomi dan sosial iaitu PocketStats yang mengandungi statistik suku tahunan dan tahunan yang boleh diperoleh dari portal DOSM atau melalui pautan https://bit.ly/PocketStatsS1_2022.

Carta 1: Purata Harga Bar Keluli, Malaysia, November 2021 – November 2022



Carta 2: Purata Harga Simen, Malaysia, November 2021 – November 2022



Dikeluarkan oleh:

**PEJABAT KETUA PERANGKAWAN MALAYSIA
JABATAN PERANGKAAN MALAYSIA
8 DISEMBER 2022**