



JABATAN PERDANA MENTERI
JABATAN PERANGKAAAN MALAYSIA

KENYATAAN MEDIA BAGI PRODUKTIVITI BURUH, SUKU TAHUN KETIGA 2022

**Produktiviti buruh meningkat 10.1 peratus pada suku ketiga 2022
selari dengan pengukuhan Ekonomi Malaysia pada 14.2 peratus**

PUTRAJAYA, 17 November 2022 – Jabatan Perangkaan Malaysia (DOSM) melaporkan prestasi produktiviti buruh Malaysia bagi suku ketiga 2022 hari ini. Statistik ini diterbitkan dalam laporan **PRODUKTIVITI BURUH, SUKU KETIGA 2022** yang melaporkan statistik produktiviti buruh yang diukur sebagai nilai ditambah per pekerja dan nilai ditambah per jam bekerja mengikut aktiviti ekonomi.

Mengulas laporan tersebut, Dato' Sri Dr. Mohd Uzir Mahidin, Ketua Perangkawan Malaysia berkata, "**Produktiviti buruh Malaysia yang dinyatakan sebagai nilai ditambah per pekerja meningkat 10.1 peratus (ST2 2022: 5.5%), selari dengan Ekonomi Malaysia yang terus mengukuh pada 14.2 peratus pada suku ketiga 2022.** Bilangan pekerja meningkat 3.6 peratus (ST2 2022: 3.2%), sekaligus merekodkan nilai ditambah per pekerja sebanyak RM24,241 (ST2 2022: RM23,322 per pekerja) pada suku ini.

Dato' Sri Dr. Mohd Uzir Mahidin juga berkata "Produktiviti buruh yang diukur mengikut nilai ditambah per jam bekerja turut meningkat hampir tiga kali ganda kepada 3.8 peratus berbanding 1.3 peratus pada ST2 2022". Jumlah jam bekerja naik pada suku ini dengan catatan 10.0 peratus (ST2 2022: 7.5%) yang merekodkan 9.0 bilion jam (ST2 2022: 8.9 bilion jam) selari dengan pengembangan prestasi ekonomi negara berdasarkan pelbagai indikator termasuk data terkini bagi bulan September 2022.

Mengikut sektor ekonomi, produktiviti buruh bagi nilai ditambah per pekerja pada suku ini menunjukkan peningkatan dalam semua sektor dengan produktiviti buruh tertinggi dicatatkan oleh sektor Pembinaan, 14.9 peratus (ST2 2022: 2.9%). Pertumbuhan dua digit produktiviti buruh turut dicatatkan oleh sektor Perkhidmatan pada 11.4 peratus (ST2 2022: 7.5%) dengan semua subsektor merekodkan pertumbuhan positif. Subsektor Makanan & minuman dan penginapan mencatatkan pertumbuhan produktiviti paling tinggi bagi sektor perkhidmatan iaitu 43.7 peratus (ST2 2022: 29.4%). Produktiviti buruh

bagi sektor Pembuatan tumbuh 8.2 peratus (ST2 2022: 4.0%) dengan kadar pertumbuhan tertinggi dicatatkan oleh subsektor Minuman & produk tembakau (49.0%), diikuti oleh subsektor Peralatan pengangkutan, pembuatan lain dan pembaikan (30.5%), subsektor Produk kayu, perabot, keluaran kertas & percetakan (13.2%), dan Produk elektrik, elektronik dan optikal (11.5%). Pada suku ini, produktiviti buruh per pekerja bagi sektor Perlombongan & pengkuarian dan Pertanian kembali pulih mencatatkan pertumbuhan positif masing-masing sebanyak 8.8 peratus (ST2 2022:-2.2%) dan 1.8 peratus (ST2 2022: -1.6%).

Daripada segi produktiviti buruh mengikut nilai ditambah per jam bekerja, tiga sektor mencatatkan pertumbuhan positif iaitu Perkhidmatan, Perlombongan & pengkuarian dan Pembuatan. Pertumbuhan tertinggi produktiviti buruh pada suku ini dicatatkan oleh sektor Perkhidmatan pada 6.0 peratus (ST2 2022: 4.0%), diikuti oleh sektor Perlombongan & pengkuarian dan sektor Pembuatan yang memulih masing-masing kepada 4.2 peratus (ST2 2022: -5.1%) dan 1.4 peratus (ST2 2022: -1.9%). Sementara itu, sektor Pertanian dan Pembinaan masih belum pulih dengan catatan masing-masing negatif 0.9 peratus dan negatif 2.1 peratus.

Merumuskan kenyataan beliau, Dato' Sri Dr. Mohd Uzir Mahidin berkata, “Kerancangan semula aktiviti ekonomi dan sosial serta turut disokong oleh keadaan pasaran pekerjaan dan pendapatan yang bertambah baik telah diterjemahkan kepada pertumbuhan ekonomi Malaysia yang lebih kukuh. Seajar dengan perkembangan tersebut, pasaran buruh juga dijangka akan terus berada dalam kedudukan yang berdaya saing pada bulan-bulan seterusnya. Pencapaian produktiviti buruh yang memberangsangkan pula adalah selari dengan matlamat untuk mencapai pertumbuhan ekonomi yang mampan didorong oleh inovasi dengan kadar pertumbuhan produktiviti yang tinggi. Momentum ini harus diteruskan untuk menghasilkan kadar pertumbuhan ekonomi bersifat inklusif yang akan memberi manfaat kepada rakyat”.

Data siri masa dan maklumat lanjut berkaitan pasaran buruh boleh diperolehi daripada portal *Malaysia Labour Market Interactive Data* (MyLMID). Untuk maklumat lanjut, sila layari <https://mbls.dosm.gov.my/mylmid/> atau imbas kod QR di bawah.

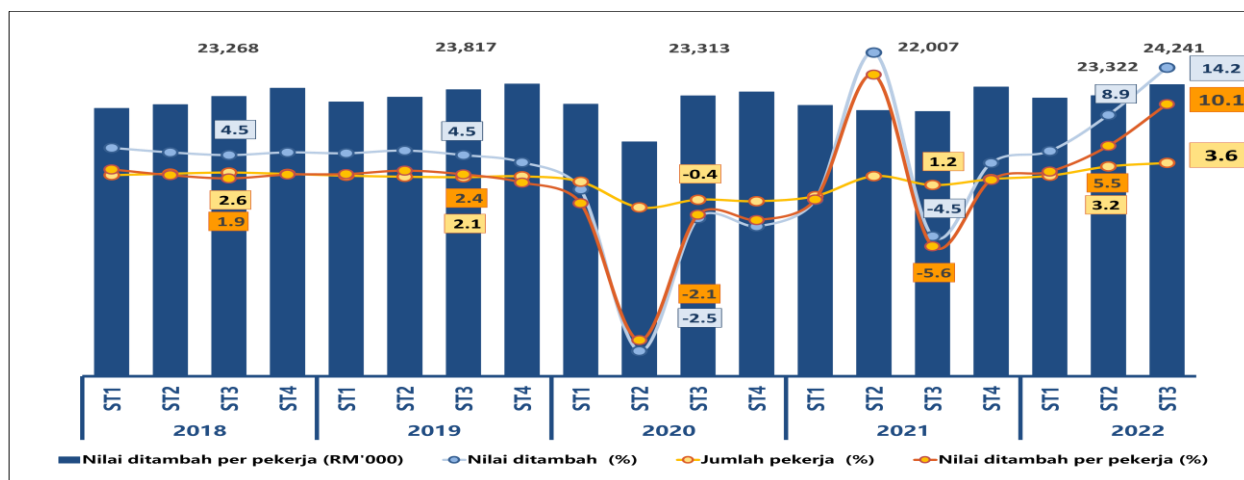


Jabatan Perangkaan Malaysia (DOSM) sedang menjalankan Survei Pendapatan, Perbelanjaan Isi Rumah dan Kemudahan Asas (HIES/BA) 2022 bermula dari 1 Januari 2022 sehingga 31 Disember 2022. DOSM amat menghargai kerjasama daripada

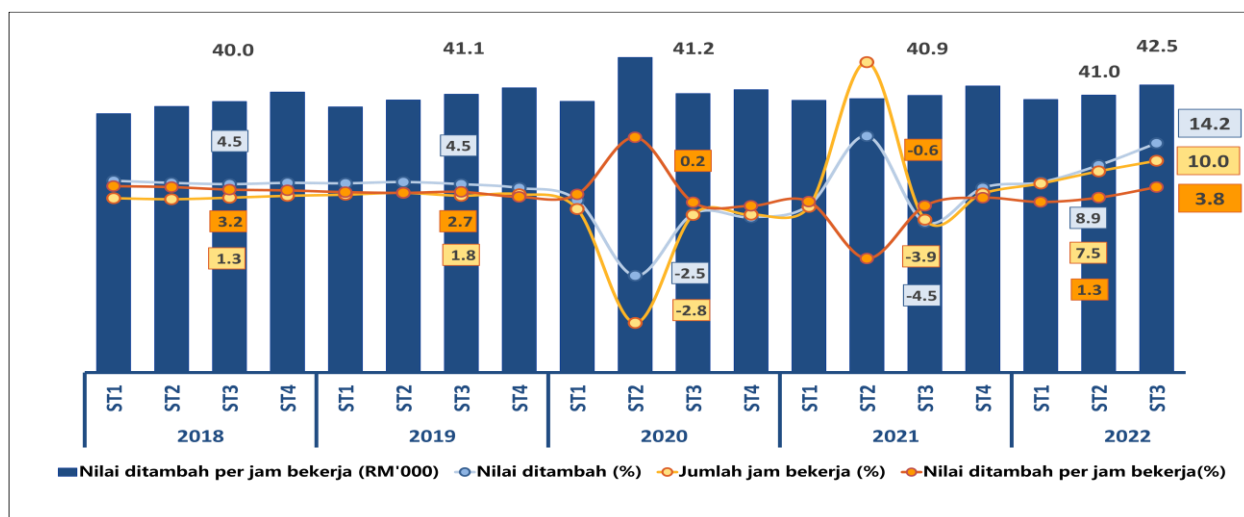
responden yang terpilih untuk memberikan maklumat kepada DOSM serta menjayakan survei ini. Sila layari www.dosm.gov.my untuk maklumat lanjut.

DOSM juga menerbitkan statistik ekonomi dan sosial iaitu PocketStats yang mengandungi statistik suku tahunan dan tahunan yang boleh diperolehi dari portal DOSM atau melalui pautan https://bit.ly/PocketStats_2022.

Carta 1: Produktiviti buruh, nilai ditambah per pekerja, ST1 2018 – ST3 2022



Carta 2: Produktiviti buruh, nilai ditambah per jam bekerja, ST1 2018 – ST3 2022



Dikeluarkan oleh:

PEJABAT KETUA PERANGKAWAN MALAYSIA
JABATAN PERANGKAAN MALAYSIA
17 NOVEMBER 2022



PRIME MINISTER'S DEPARTMENT
DEPARTMENT OF STATISTICS MALAYSIA

MEDIA STATEMENT FOR LABOUR PRODUCTIVITY, THIRD QUARTER OF 2022

***Labour productivity increased 10.1 per cent in the third quarter of 2022
in line with the strengthening of the Malaysia's economy at 14.2 per cent***

PUTRAJAYA, 17 November 2022 – The Department of Statistics, Malaysia (DOSM) reported the performance of Malaysia's labour productivity for the third quarter today. The statistics is published in the report of **LABOUR PRODUCTIVITY, THIRD QUARTER 2022** which presents statistics on labour productivity, measured as value added per employment and value added per hour worked by economic activity.

Commenting on the report, Dato' Sri Dr. Mohd Uzir Mahidin, Chief Statistician Malaysia said, "**Malaysia's labour productivity expressed as value added per employment increased 10.1 per cent (Q2 2022: 5.5%), in line with the Malaysia's economy which continued to strengthen by 14.2 per cent in the third quarter of 2022.** Total employment increased 3.6 per cent (Q2 2022: 3.2%), simultaneously recording value added per employee of RM24,241 (ST2 2022: RM23,322 per employee) in this quarter.

Dato' Sri Dr. Mohd Uzir Mahidin also said "Labour productivity as measured by value added per hour worked increased almost three-fold to 3.8 per cent as compared to 1.3 per cent in Q2 2022. Total hours worked rose by 10.0 per cent (Q2 2022: 7.5%) in this quarter, to record 9.0 billion hours (Q2 2022: 8.9 billion hours), in line with the expansion of the economic performance based on various indicators including the latest data for the month of September 2022.

From the economic sector point of view, labour productivity by value added per employment in this quarter showed an increased in all sectors with the highest labour productivity was recorded by the Construction sector, 14.9 per cent (Q2 2022: 2.9%). Double-digit labour productivity growth was also recorded by the Services sector at 11.4 per cent (Q2 2022: 7.5%) with all sub-sectors recorded a positive growth. Food & beverages and accommodation sub-sector posted the highest growth of productivity for the services sector at 43.7 per cent (Q2 2022: 29.4%). Labour productivity in Manufacturing sector grew 8.2 per cent (Q2 2022: 4.0%) with the highest growth rate posted by Beverages & tobacco products sub-sector (49.0%), followed by Transport

equipment, other manufacturing and repair sub-sector (30.5%), Wood products, furniture, paper products and printing (13.2%), and Electrical, electronic and optical products (11.5%). During the quarter, labour productivity by value added per employment for Mining & quarrying and Agriculture sectors were recovered to record a positive growth of 8.8 per cent (Q2 2022: -2.2%) and 1.8 per cent (Q2 2022: -1.6%) respectively.

In terms of labour productivity by value added per hour worked, three sectors registered positive growth namely Services, Mining & quarrying and Manufacturing. The highest growth of labour productivity in this quarter was posted by Services sector at 6.0 per cent (Q2 2022: 4.0%), followed by Mining & quarrying sector and Manufacturing sector which recovered to 4.2 per cent (Q2 2022: -5.1%) and 1.4 per cent (Q2 2022: -1.9%) respectively. In the meantime, Agriculture and Construction sectors had yet to recover, posted negative 0.9 per cent and negative 2.1 per cent respectively.

Concluding his statement, Dato' Sri Dr. Mohd Uzir Mahidin said, "The revival of economic and social activities, supported by improved job market conditions and incomes, has translated into stronger Malaysian economic growth. In line with these positive developments, the labour market is also expected to continue to resilient in the following months. The encouraging achievement of labour productivity is in line with the goal to achieve sustainable economic growth driven by innovation with a high productivity growth rate. This momentum should be continued to produce an inclusive economic growth rate that will benefit the people."

Time series statistics and more information on the labour market can be obtained from the Malaysia Labour Market Interactive Data (MyLMID) portal. For more information, please visit <https://mbls.dosm.gov.my/mylmid/> or scan the QR code below.



The Department of Statistics Malaysia (DOSM) is conducting the Household Income, Expenditure and Basic Amenities Survey (HIES/BA) 2022 from 1st January 2022 to 31st December 2022. DOSM greatly appreciates the cooperation given by selected respondents by sharing their information with DOSM and making the survey a success. Please visit www.dosm.gov.my for more information.

DOSM also released economic and social statistics, namely PocketStats which contain quarterly and annual statistics that can be obtained from the DOSM portal or via the link https://bit.ly/PocketStats_2022.

Chart 1: Labour productivity, value added per employment, Q1 2018 – Q3 2022

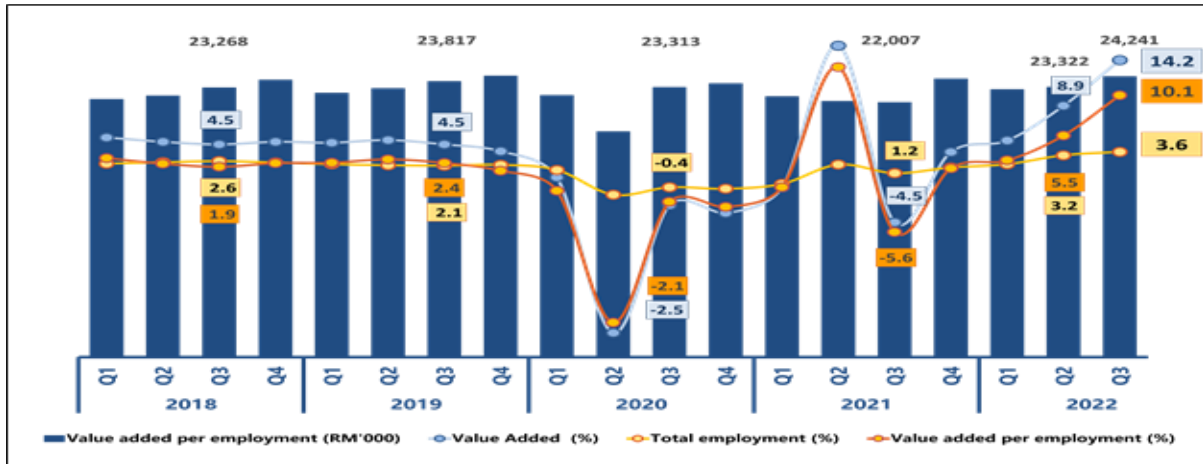
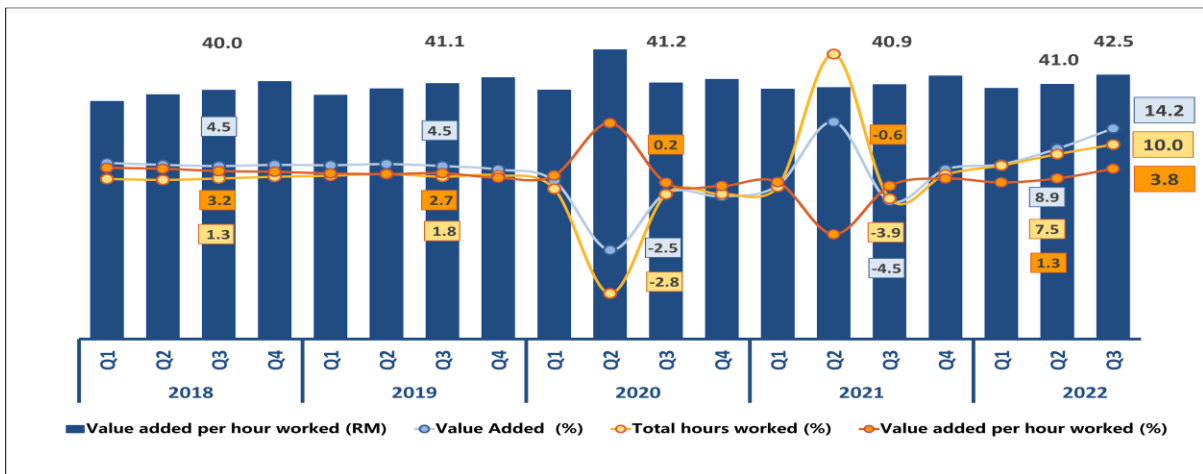


Chart 2: Labour productivity, value added per hour worked, Q1 2018 – Q3 2022



Released by:

**THE OFFICE OF CHIEF STATISTICIAN MALAYSIA
DEPARTMENT OF STATISTICS, MALAYSIA
17 NOVEMBER 2022**