

Embargo: Hanya boleh diterbitkan atau disebarikan mulai jam 1200, Khamis, 17 November 2022



KENYATAAN MEDIA
BAGI PERANGKAAN PERDAGANGAN LUAR NEGERI MALAYSIA,
OKTOBER 2022

Eksport Malaysia pada Oktober 2022 mengekalkan prestasi memberangsangkan, mencatat peningkatan 15.0 peratus, pertumbuhan dua angka ke-15 bulan berturut-turut

PUTRAJAYA, 17 November 2022 – Eksport Malaysia mengekalkan pertumbuhan dua angka pada Oktober 2022, mencatatkan peningkatan 15.0 peratus daripada RM114.5 bilion pada Oktober 2021 kepada RM131.6 bilion, bulan ke-15 berturut-turut pertumbuhan dua angka sejak Ogos 2021. Begitu juga, import meningkat 29.2 peratus daripada RM87.9 bilion pada tahun sebelumnya kepada RM113.5 bilion. Jumlah dagangan Malaysia meningkat 21.1 peratus kepada RM245.2 bilion. Bagi tempoh Januari hingga Oktober 2022, eksport, import dan jumlah dagangan mencatatkan pertumbuhan kukuh dua angka sebagai mana dilaporkan dalam **BULETIN PERANGKAAN PERDAGANGAN LUAR NEGERI MALAYSIA, OKTOBER 2022** hari ini. Buletin ini turut memaparkan prestasi produk bagi import dan eksport serta mengikut rakan dagangan.

Ketua Perangkawan Malaysia, Dato' Sri Dr. Mohd Uzir Mahidin berkata "Eksport Malaysia mengekalkan pertumbuhan positif 15.0 peratus pada Oktober 2022. Pertumbuhan ini selari dengan peningkatan eksport domestik dan eksport semula. Eksport domestik berjumlah RM101.2 bilion (76.9% daripada jumlah eksport), meningkat 10.8 peratus, tahun ke tahun. Sementara itu, eksport semula mencatatkan RM30.4 bilion (23.1% daripada jumlah eksport), meningkat 31.6 peratus. Seiring dengan prestasi eksport, import pada Oktober 2022 juga mengekalkan momentum dengan pertumbuhan 29.2 peratus kepada RM113.5 bilion, terus mengatasi pertumbuhan eksport untuk bulan kesepuluh berturut-turut sejak Januari 2022. Mengambil kira pertumbuhan import yang lebih tinggi berbanding eksport, lebih dagangan direkodkan lebih rendah pada RM18.1 bilion, menyusut 32.0 peratus, lebih dagangan bulan ke-30 berturut-turut sejak Mei 2020. Di samping itu, berbanding September 2022, prestasi eksport, jumlah dagangan dan lebih perdagangan menunjukkan penurunan masing-masing -8.7 peratus, -4.5 peratus, -43.2 peratus. Sementara itu, import meningkat pada kadar 1.0 peratus."

Selaras dengan pertumbuhan tahunan, 143 daripada 255 kumpulan barangan untuk eksport menunjukkan peningkatan berbanding bulan yang sama pada tahun sebelumnya, dipacu oleh keluaran petroleum bertapis. Bagi import, 174 daripada 257 kumpulan barangan mencatatkan pertumbuhan positif.

Ketua Perangkawan menjelaskan bahawa peningkatan eksport disumbangkan terutamanya oleh eksport yang lebih tinggi ke Singapura (+RM4.1 bilion), Republik Korea (+RM1.9 bilion), Jepun (+RM1.8 bilion), Australia (+RM1.4 bilion), Hong Kong (+RM1.1 bilion), Indonesia (+RM1.1 bilion), Amerika Syarikat (+RM1.1 bilion) dan Thailand (+RM1.0 bilion). Sementara itu, import dipacu oleh peningkatan import yang lebih tinggi dari Arab Saudi (+RM5.0 bilion), China (+RM4.0 bilion), Taiwan (+RM3.3 bilion), Amerika Syarikat (+RM2.9 bilion), Australia (+RM1.6 bilion), Jepun (+RM1.1 bilion) dan Singapura (+RM963.4 juta).

Mengulas lebih lanjut mengenai eksport, peningkatan mengikut produk didorong oleh keluaran petroleum (+RM8.1 bilion); barangan elektrik & elektronik (+RM8.0 bilion); gas asli cecair (+RM4.1 bilion) dan petroleum mentah (+RM1.5 bilion). Sementara itu, peningkatan dalam import dicatatkan bagi petroleum mentah (+RM6.8 bilion); barangan elektrik & elektronik (+RM5.6 bilion); keluaran petroleum (+RM4.2 bilion); kelengkapan pengangkutan (+RM3.1 bilion); jentera, kelengkapan & peralatan (+RM2.4 bilion) dan kimia & bahan kimia (+RM748.7 juta).

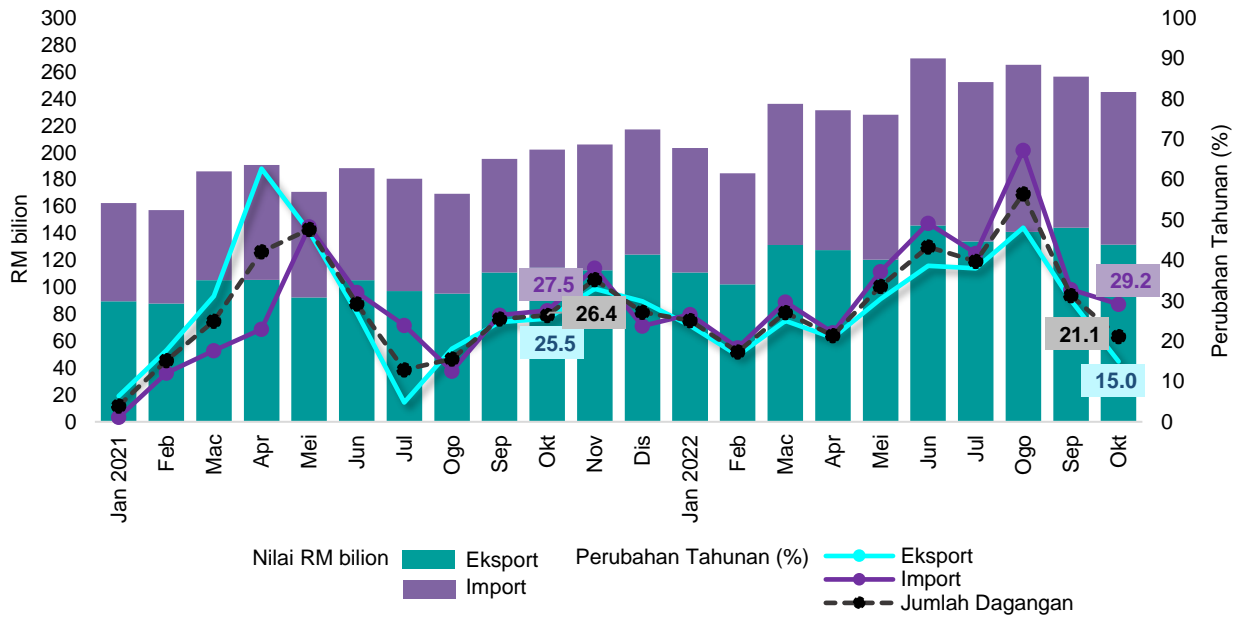
Pada masa yang sama, pertumbuhan import mengikut Penggunaan Akhir disokong oleh permintaan tinggi bagi barangan perantaraan, barangan modal dan barangan penggunaan. Import barangan perantaraan, bernilai RM60.6 bilion atau 53.4 peratus daripada jumlah import, meningkat 26.3 peratus, didorong oleh import yang lebih tinggi bagi bahan api & pelincir, utama. Barangan modal, berjumlah RM11.8 bilion (10.4% daripada jumlah import), meningkat 42.1 peratus, terutamanya disebabkan oleh peningkatan import alat kelengkapan pengangkutan, perindustrian. Sementara itu, import barangan penggunaan (7.5% daripada jumlah import) mencatatkan peningkatan 21.6 peratus kepada RM8.5 bilion, kesan peningkatan import yang lebih tinggi bagi makanan & minuman, diproses, khusus untuk penggunaan isirumah.

Bagi tempoh Januari hingga Oktober 2022, jumlah dagangan, eksport dan import mengekalkan pertumbuhan kukuh dua angka. Jumlah dagangan meningkat 31.6 peratus, disokong oleh peningkatan eksport (+28.5%) dan import (+35.4%). Lebihan dagangan mencatatkan nilai lebih tinggi RM205.6 bilion (+1.3%).

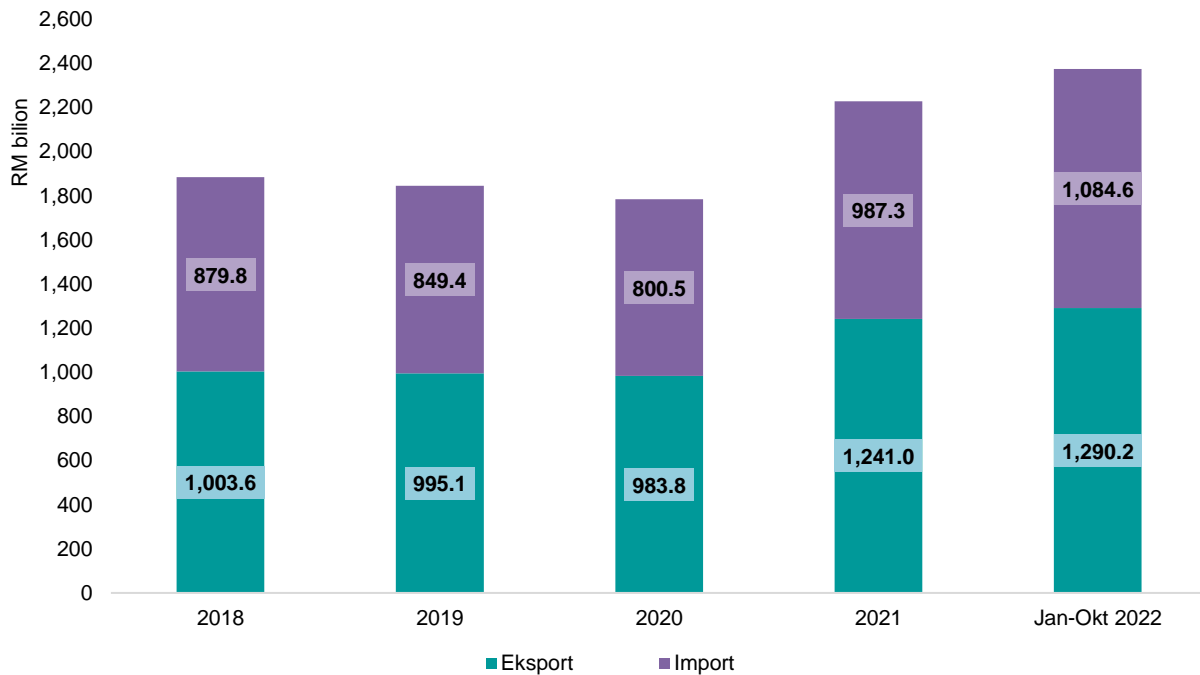
Jabatan Perangkaan Malaysia (DOSM) sedang menjalankan Survei Pendapatan, Perbelanjaan Isi Rumah dan Kemudahan Asas (HIES/BA) 2022 bermula dari 1 Januari 2022 sehingga 31 Disember 2022 dan Survei Ekonomi Tahunan 2022 (AES 2022) bermula 15 April sehingga 30 September 2022. DOSM amat menghargai kerjasama daripada responden yang terpilih untuk memberikan maklumat kepada DOSM serta menjayakan survei ini. Sila layari www.dosm.gov.my untuk maklumat lanjut.

DOSM juga menerbitkan statistik ekonomi dan sosial iaitu PocketStats yang mengandungi statistik suku tahunan dan tahunan yang boleh diperolehi dari portal DOSM atau melalui pautan https://bit.ly/PocketStats_2022.

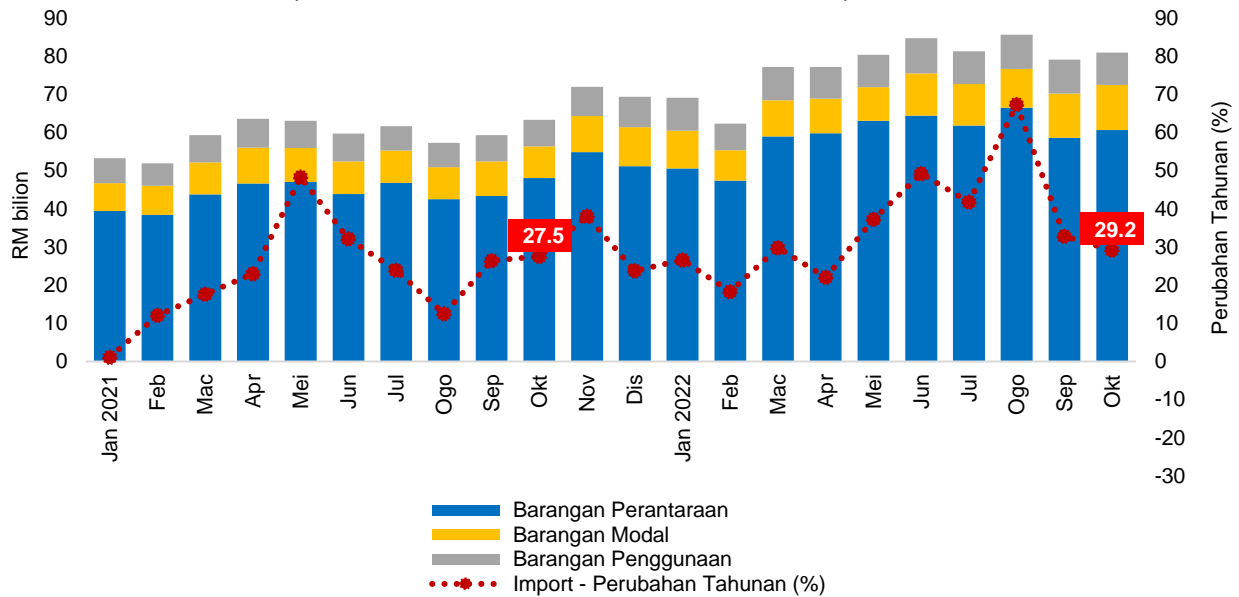
Carta 1: Perangkaan Perdagangan Luar Negeri, Jan 2021 – Okt 2022
(Nilai dan Peratus Perubahan Tahunan)



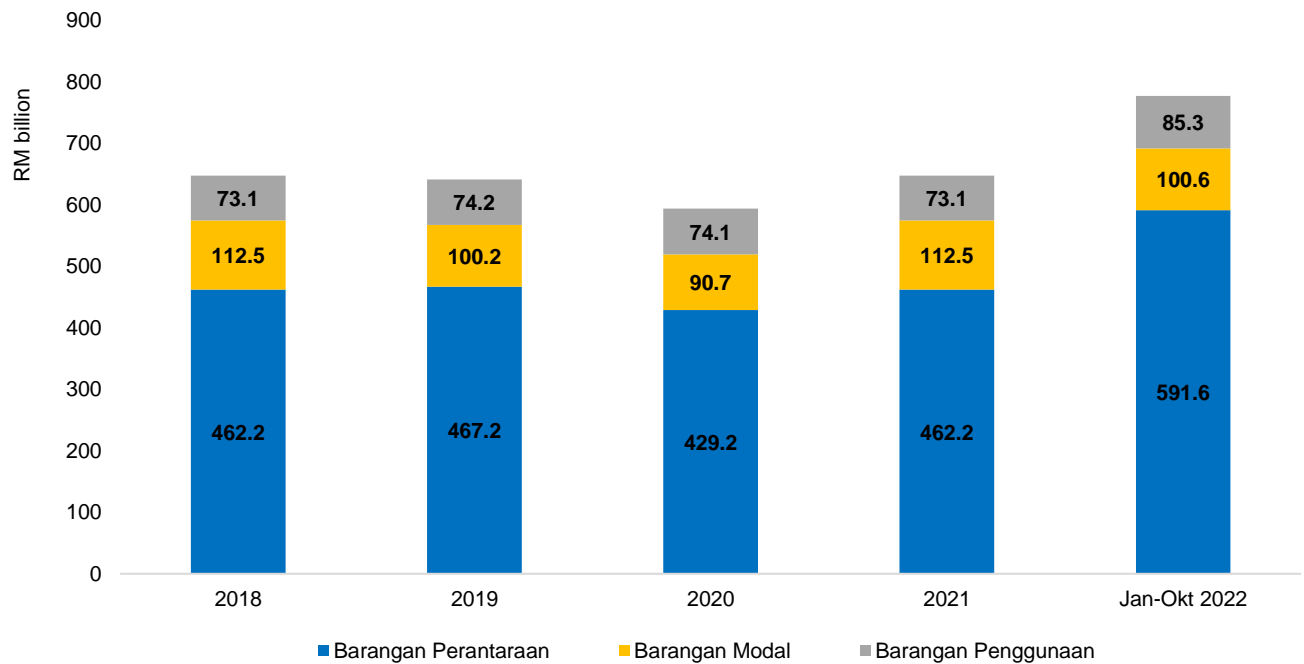
Carta 2: Perangkaan Perdagangan Luar Negeri, 2018 – 2022 (Jan-Okt)



Carta 3: Import mengikut Klasifikasi Penggunaan Akhir & Kategori Ekonomi Umum (BEC), Jan 2021 – Okt 2022 (Nilai dan Peratus Perubahan Tahunan)



Carta 4: Import mengikut Klasifikasi Penggunaan Akhir & Kategori Ekonomi Umum 2018 – 2022 (Jan-Okt)



Dikeluarkan oleh:

PEJABAT KETUA PERANGKAWAN MALAYSIA

JABATAN PERANGKAWAN MALAYSIA

17 NOVEMBER 2022

Embargo: Only to be published or disseminated at 1200 hour, Thursday, November 17th, 2022



**MEDIA STATEMENT
FOR MALAYSIA EXTERNAL TRADE STATISTICS,
OCTOBER 2022**

Malaysia's exports in October 2022 continued its stellar performance, registering a growth of 15.0 per cent, the 15th consecutive month of double-digit expansion

PUTRAJAYA, November 17, 2022 – Malaysia's exports maintained its double-digit growth in October 2022, registering an increase of 15.0 per cent from RM114.5 billion in October 2021 to RM131.6 billion, the 15th consecutive month of double-digit expansion since August 2021. Likewise, imports accelerated 29.2 per cent from RM87.9 billion in the preceding year to RM113.5 billion. Malaysia's total trade rose 21.1 per cent to RM245.2 billion. For the period of January to October 2022, exports, imports and total trade registered strong double-digit growths, as reported today in **MALAYSIA EXTERNAL TRADE STATISTICS BULLETIN, OCTOBER 2022**. This bulletin also presents the performance of products for imports and exports as well as trading partners.

Chief Statistician Malaysia, Dato' Sri Dr. Mohd Uzir Mahidin said "Malaysia's exports sustained the positive growth of 15.0 per cent in October 2022. The growth was in line with the increases in domestic exports and re-exports. Domestic exports totalled RM101.2 billion (76.9% of total exports), grew by 10.8 per cent, year-on-year (y-o-y). Meanwhile, re-exports registered RM30.4 billion (23.1% of total exports), widened by 31.6 per cent. Consistent with export performance, imports in October 2022 also maintained its momentum with a growth of 29.2 per cent to RM113.5 billion, continued to outpace export growth for tenth consecutive month since January 2022. As imports grew faster than exports, trade surplus slower to RM18.1 billion, shrank by 32.0 per cent, marking the 30th consecutive month of trade surplus since May 2020. In addition, compared with September 2022, the performance of exports, total trade and trade surplus showed decreases of 8.7 per cent, 4.5 per cent, 43.2 per cent, respectively. Meanwhile, imports increased by 1.0 percent."

In conjunction to the annual growth, 143 out of 255 commodity groups in exports showed increases as compared to the same month of the previous year and led by refined petroleum products. As for imports, 174 of 257 groups commodity posted positive growths.

Chief Statistician Malaysia explained that the rise in exports was attributable mainly to the higher exports to Singapore (+RM4.1 billion), the Republic of Korea (+RM1.9 billion), Japan (+RM1.8 billion), Australia (+RM1.4 billion), Hong Kong (+RM1.1 billion), Indonesia (+RM1.1 billion), the United States (+RM1.1 billion) and Thailand (+RM1.0 billion). On the same note, imports was buoyed by higher increase in imports from Saudi Arabia (+RM5.0 billion), China (+RM4.0 billion), Taiwan (+RM3.3 billion), the United States (+RM2.9 billion), Australia (+RM1.6 billion), Japan (+RM1.1 billion) dan Singapore (+RM963.4 million).

Commenting further on exports, the expansion by products was driven by petroleum products (+RM8.1 billion); electrical & electronic products (+RM8.0 billion); liquefied natural gas (+RM4.1 billion) and crude petroleum (+RM1.5 billion). Meanwhile, the rise in imports were noted for crude petroleum (+RM6.8 billion); electrical & electronic products (+RM5.6 billion); petroleum products (+RM4.2 billion); transport equipment (+RM3.1 billion); machinery, equipment & parts (+RM2.4 billion) and chemical & chemical products (+RM748.7 million).

On the same note, the expansion in imports by End Use sustained by higher demand for intermediate goods, capital goods and consumption goods. Imports of intermediate goods, valued at RM60.6 billion or 53.4 per cent of total imports, increased by 26.3 per cent, following higher imports of fuel & lubricants, primary. Capital goods, totalled RM11.8 billion (10.4% of total imports), grew by 42.1 per cent, due mainly to higher imports of transport equipment, industrial. Meanwhile, imports of consumption goods (7.5% of total imports) registered an increase of 21.6 per cent to RM8.5 billion, as a result of higher imports of food & beverages, processed, mainly for household consumption.

For the period of January to October 2022, total trade, exports and imports continued to record strong double-digit growth. Total trade increased by 31.6 per cent, supported by the expansion in exports (+28.5%) as well as imports (+35.4%). Trade surplus recorded a higher value of RM205.6 billion (+1.3%).

The Department of Statistics Malaysia (DOSM) is conducting the Household Income, Expenditure and Basic Amenities Survey (HIES/BA) 2022 from 1st January 2022 to 31st December 2022 and the Annual Economic Survey 2022 (AES 2022) from 15th April 2022 to 30th September 2022. DOSM greatly appreciates the cooperation given by selected respondents by sharing their information with DOSM and making the survey a success. Please visit www.dosm.gov.my for more information.

DOSM also released economic and social statistics, namely PocketStats which contain quarterly and annual statistics that can be obtained from the DOSM portal or via the link https://bit.ly/PocketStats_2022.

Chart 1: External Trade Statistics, Jan 2021 – Oct 2022
(Value and Annual Percentage Change)

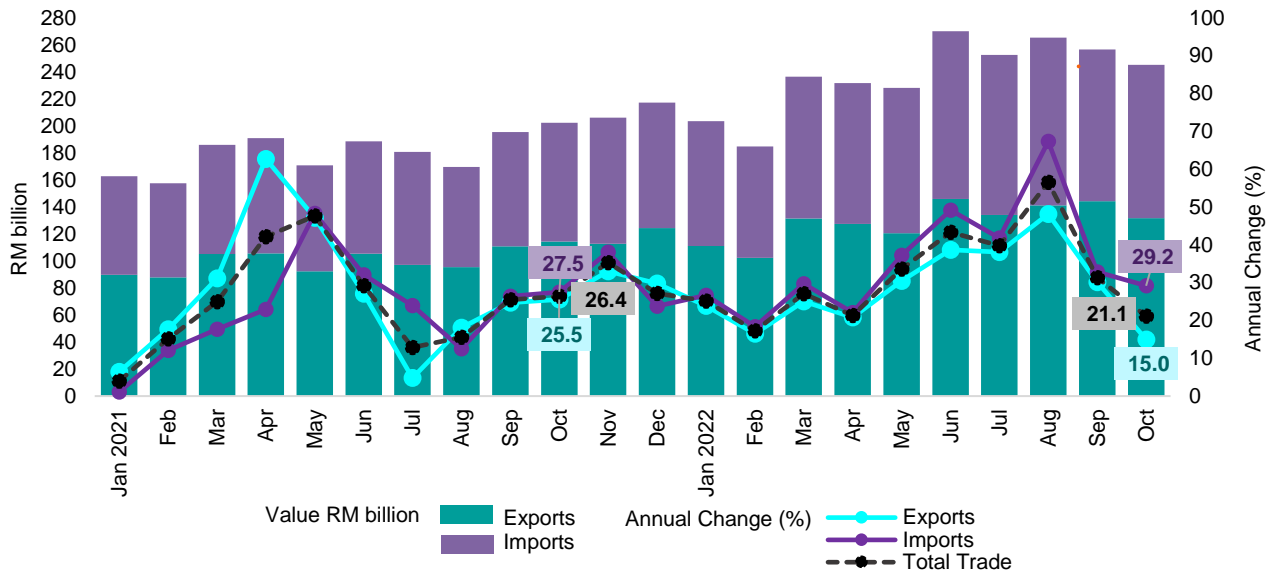
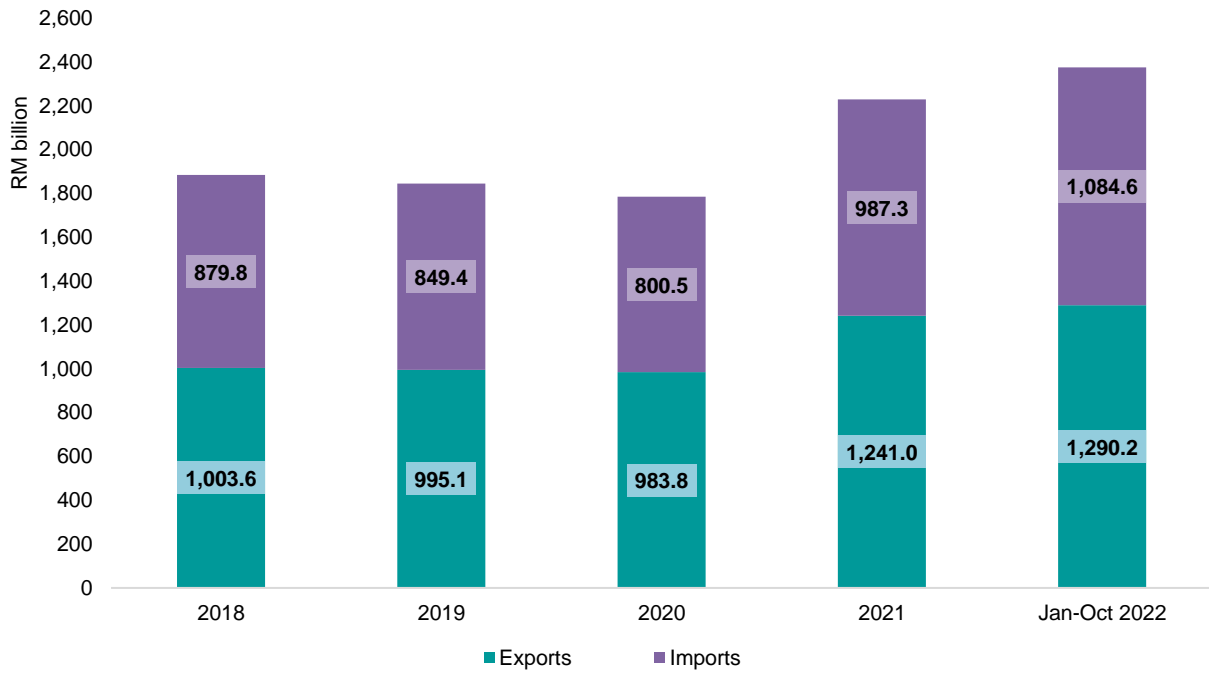


Chart 2: External Trade Statistics, 2018 – 2022 (Jan-Oct)



*Chart 3: Imports for End Use & Broad Economic Categories (BEC) Classification, Jan 2021 – Oct 2022
(Value and Annual Percentage Change)*

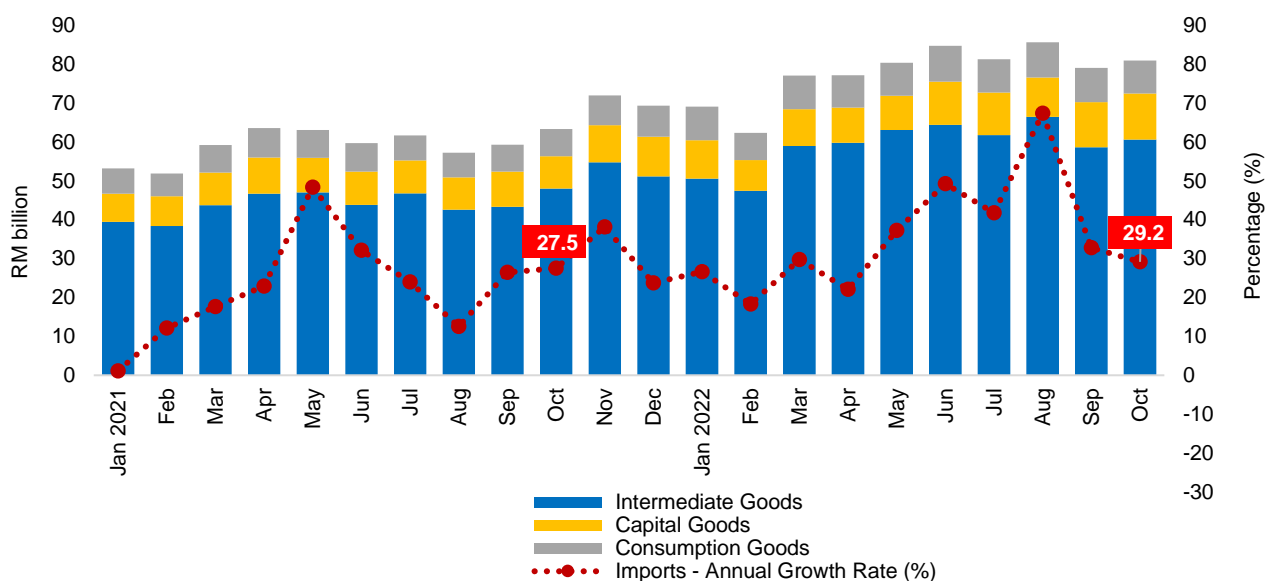
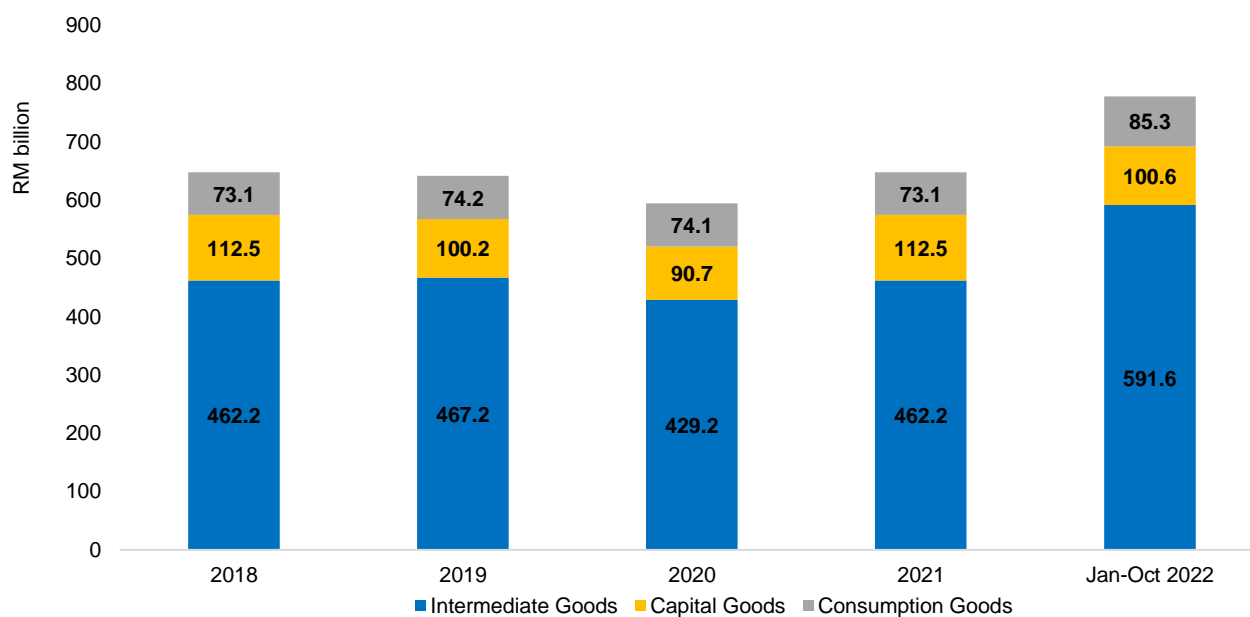


Chart 4: Imports for End Use & Broad Economic Categories (BEC) Classification, 2018 – 2022 (Jan-Oct)



Released by:

THE OFFICE OF CHIEF STATISTICIAN MALAYSIA

DEPARTMENT OF STATISTICS, MALAYSIA

17 NOVEMBER 2022