



JABATAN PERDANA MENTERI  
JABATAN PERANGKAAAN MALAYSIA

**KENYATAAN MEDIA**  
**INDEKS HARGA PENGELUAR (IHPR) PENGELUARAN TEMPATAN, MALAYSIA**  
**OKTOBER 2022**

---

**Indeks Harga Pengeluar Malaysia terus menyederhana untuk  
mencatatkan 4.0 peratus pada Oktober 2022**

**PUTRAJAYA, 30 November 2022** – Kenaikan Indeks Harga Pengeluar Malaysia yang mengukur harga barangan di pintu kilang terus menyederhana untuk mencatatkan 4.0 peratus pada Oktober 2022 berbanding 4.9 peratus direkodkan pada September 2022, Jabatan Perangkaan Malaysia melaporkan hari ini di dalam laporan bulanan terbaharu iaitu **INDEKS HARGA PENGELUAR (IHPR) PENGELUARAN TEMPATAN, OKTOBER 2022**.

Mengulas laporan tersebut, Ketua Perangkawan Malaysia, Dato' Sri Dr. Mohd Uzir Mahidin berkata, "Peningkatan menyederhana dalam IHPR pada Oktober 2022 disumbangkan oleh kenaikan 7.3 peratus dalam indeks Pembuatan (September 2022: 8.1%), yang mana kenaikan dalam sektor ini telah mencatatkan peningkatan satu digit sejak empat bulan yang lalu. Peningkatan dalam sektor ini disokong oleh kenaikan 20.0 peratus dalam indeks Pembuatan kok dan produk petroleum bertapis (September 2022: 19.3%), diikuti oleh Pembuatan komputer, produk elektronik dan optikal (6.7%), Pembuatan produk makanan (5.4%) dan Pembuatan kimia dan produk kimia (4.2%). Pada masa yang sama, indeks utiliti merekodkan kenaikan 4.9 peratus bagi indeks Bekalan air dan 1.2 peratus bagi indeks Bekalan elektrik & gas."

Ketua Perangkawan Malaysia turut menambah, "Peningkatan 4.0 peratus dalam IHPR pada Oktober 2022 ini turut dipengaruhi oleh kejatuhan dua sektor utama iaitu Pertanian, perhutanan & perikanan dan Perlombongan. Indeks Pertanian, perhutanan & perikanan merekodkan penurunan lebih besar pada Oktober 2022 dengan negatif 18.2 peratus (September 2022: -15.5%) dipengaruhi oleh indeks Penanaman tanaman kekal (-28.7%)

namun diimbangi dengan kenaikan 4.9 peratus dalam indeks Pengeluaran ternakan, Penanaman tanaman tidak kekal (2.8%) dan Perikanan (2.1%). Selain itu, indeks Perlombongan mencatatkan penurunan negatif 0.5 peratus disebabkan oleh kejatuhan negatif 10.6 peratus yang direkodkan dalam indeks Pengekstrakan petroleum mentah.”

Jelas beliau lagi, “Bagi perbandingan bulanan, IHPR pengeluaran tempatan naik 0.1 peratus pada Oktober 2022 selepas mencatatkan penurunan selama empat bulan berturut-turut. Peningkatan ini disumbangkan oleh indeks Perlombongan yang naik 5.0 peratus (September 2022: -4.9%), selari dengan kenaikan harga minyak mentah dunia kepada \$AS90.3 setong pada Oktober 2022 berbanding \$AS88.2 setong pada September 2022. Namun begitu, indeks Pertanian, perhutanan & perikanan turun negatif 2.0 peratus pada Oktober 2022 (September 2022: -5.3%), dipacu antaranya oleh kejatuhan harga Buah tandan segar kelapa sawit (-3.1%), Durian (-5.8%) dan Telur ayam (-0.8%). Selain itu, produk sayur-sayuran turut mencatatkan penurunan antaranya Tomato (-6.3%), Sawi (-6.0%), Kobis bulat (-4.4%), Kacang panjang (-4.3) dan Kacang bendi (-2.7%). Pada masa yang sama, indeks Pembuatan turun negatif 0.2 peratus (September 2022: -0.7%) disumbangkan oleh penurunan dalam indeks subsektor Pembuatan kimia dan produk kimia (-2.0%), Pembuatan produk makanan (-1.7%) dan Pembuatan logam asas (-0.3%) namun diimbangi dengan peningkatan dalam indeks subsektor Pembuatan kok dan produk petroleum bertapis (1.3%) dan Pembuatan komputer, produk elektronik dan optikal (0.3%). Seterusnya, indeks Bekalan air dan Bekalan elektrik & gas masing-masing meningkat 0.7 peratus dan 0.4 peratus.”

Mengulas mengenai IHPR pengeluaran tempatan mengikut peringkat pemprosesan, Dato’ Sri Dr. Mohd Uzir Mahidin berkata, “Indeks Bahan mentah untuk diproseskan selanjutnya terus mencatatkan penurunan dengan negatif 8.7 peratus pada Oktober 2022 (September 2022: -6.4%). Penurunan harga komoditi yang menjadi sumber bahan mentah utama untuk diproseskan telah menyumbang kepada penurunan ini. Ini dapat dilihat dengan kejatuhan dua digit dalam indeks Bahan bukan makanan (-10.8%), yang mana ianya dipengaruhi oleh kejatuhan negatif 27.3 peratus dalam indeks Bahan bukan makanan kecuali bahan api. Selain itu, indeks Bahan perantaraan, bekalan & komponen meningkat 9.1 peratus pada Oktober 2022 (September 2022: 10.0%) didorong oleh kenaikan dalam indeks Bahan api yang diproses & pelincir (19.7%), Bekalan (10.2%) dan Bahan & komponen untuk pembuatan (5.4%). Indeks Barang siap mencatatkan

peningkatan 3.4 peratus (September 2022: 3.1%), disokong oleh peningkatan dalam indeks Makanan pengguna siap (7.1%) dan Kelengkapan modal (3.1%).”

Ketua Perangkawan Malaysia turut menjelaskan bahawa perbandingan pada asas bulanan, kesemua peringkat pemprosesan mencatatkan kenaikan pada Oktober 2022. Indeks Bahan mentah untuk diproseskan selanjutnya dan indeks Bahan perantaraan, bekalan & komponen masing-masing mencatatkan peningkatan 0.1 peratus. Pada masa yang sama, indeks Barang siap naik 0.3 peratus.

Melihat kepada inflasi di peringkat pengeluar bagi beberapa negara terpilih, Dato’ Sri Dr. Mohd Uzir Mahidin berkata, “Inflasi di peringkat pengeluar pada Oktober 2022 bagi beberapa negara turut menunjukkan peningkatan sederhana berbanding September 2022. Inflasi di peringkat pengeluar bagi Amerika Syarikat mencatatkan peningkatan 8.0 peratus (September 2022: 8.4%) disumbangkan oleh harga produk tenaga (21.8%) dan produk makanan (12.7%). Selain itu, kenaikan bagi produk petroleum (40.6%), kimia dan farmaseutikal (20.1%) dan produk makanan (16.1%) menyumbang kepada kenaikan 14.8 peratus bagi inflasi di peringkat pengeluar di United Kingdom pada Oktober 2022 (September 2022: 16.3%). Bagi negara Asia terpilih, China merekodkan penurunan negatif 1.3 peratus pada Oktober 2022 disebabkan oleh kesan asas dan kejatuhan harga komoditi. Manakala, Jepun dan Republik Korea mencatatkan kenaikan masing-masing pada kadar 9.1 peratus dan 7.3 peratus pada Oktober 2022.”

Dato’ Sri Dr. Mohd Uzir Mahidin turut menambah, “Trend kejatuhan harga komoditi utama dunia ketika ini secara tidak langsung bakal memberi kesan kepada harga barangan pengguna dan dapat mengurangkan tekanan inflasi pada bulan mendatang. Contohnya, harga barangan pengguna seperti minyak masak mungkin akan berkurang berikutan kemerosotan harga Minyak sawit mentah dunia. Pada Oktober 2022, harga Minyak sawit mentah menurun kepada RM3,682.00/tan daripada RM3,736.50/tan pada September 2022. Namun begitu, aliran harga bagi kebanyakan komoditi pada bulan-bulan akan datang masih lagi akan dipengaruhi oleh pelbagai faktor antaranya sekatan berpanjangan di China dan corak permintaan global.”

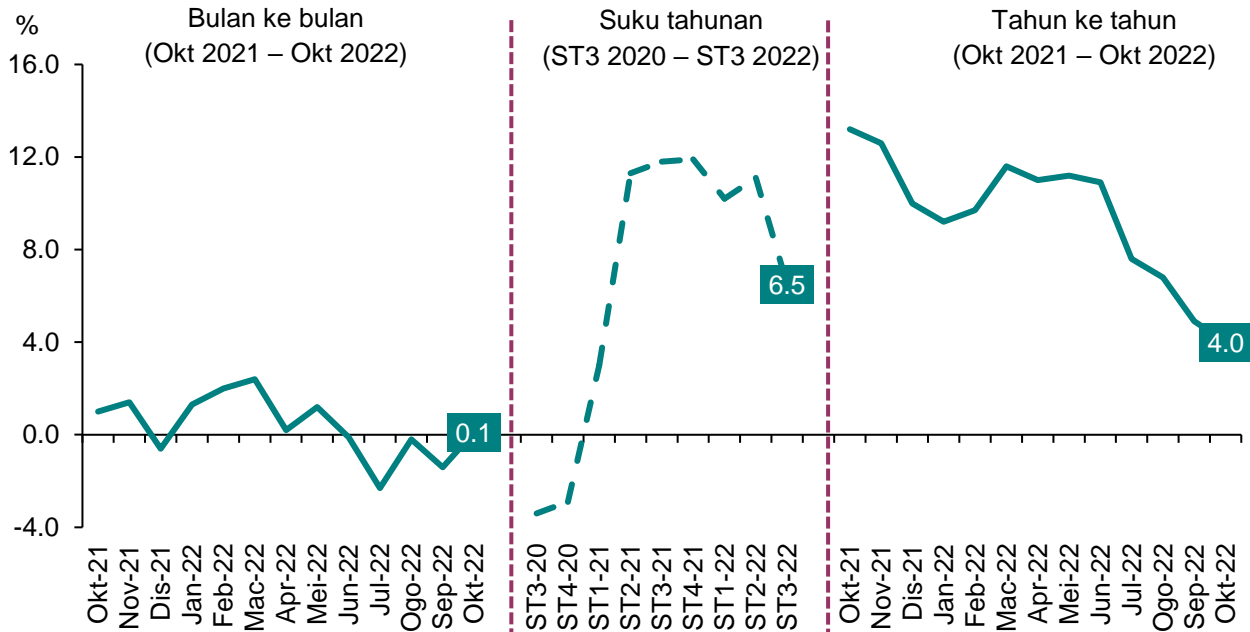
Jabatan Perangkaan Malaysia (DOSM) sedang menjalankan Survei Pendapatan, Perbelanjaan Isi Rumah dan Kemudahan Asas (HIES/BA) 2022 bermula dari 1 Januari 2022 sehingga 31 Disember 2022. DOSM amat menghargai kerjasama daripada responden yang

Embargo : Hanya boleh diterbitkan atau disebarikan mulai jam 1200, Rabu, 30 November 2022

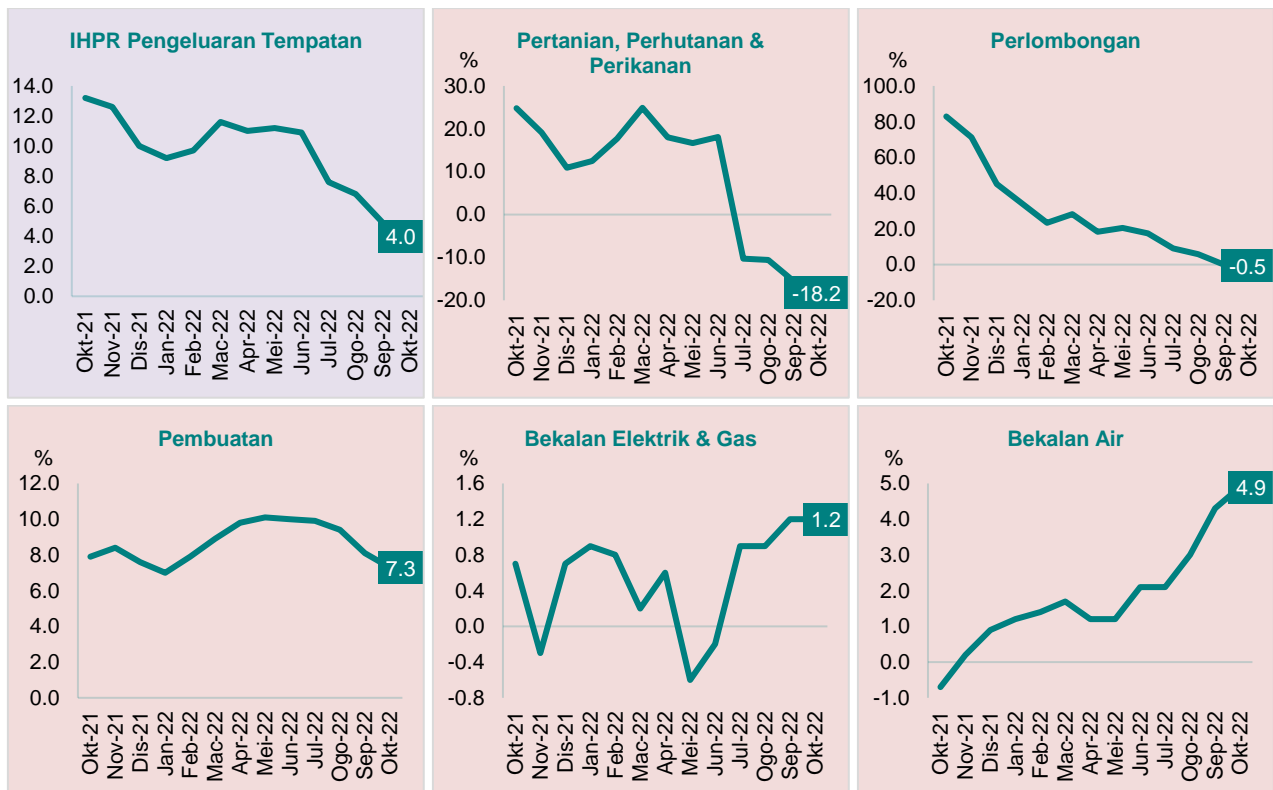
terpilih untuk memberikan maklumat kepada DOSM serta menjayakan survei ini. Sila layari [www.dosm.gov.my](http://www.dosm.gov.my) untuk maklumat lanjut.

DOSM juga menerbitkan statistik ekonomi dan sosial iaitu PocketStats yang mengandungi statistik suku tahunan dan tahunan yang boleh diperoleh dari portal DOSM atau melalui pautan [https://bit.ly/PocketStats\\_2022](https://bit.ly/PocketStats_2022).

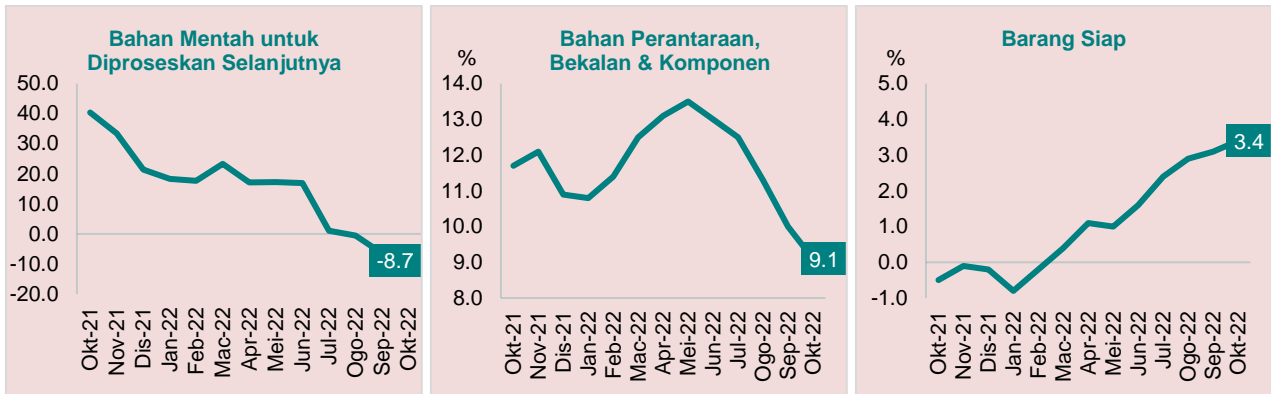
**Carta 1: Peratus Perubahan Indeks Harga Pengeluar (IHPR) Pengeluaran Tempatan, Malaysia**



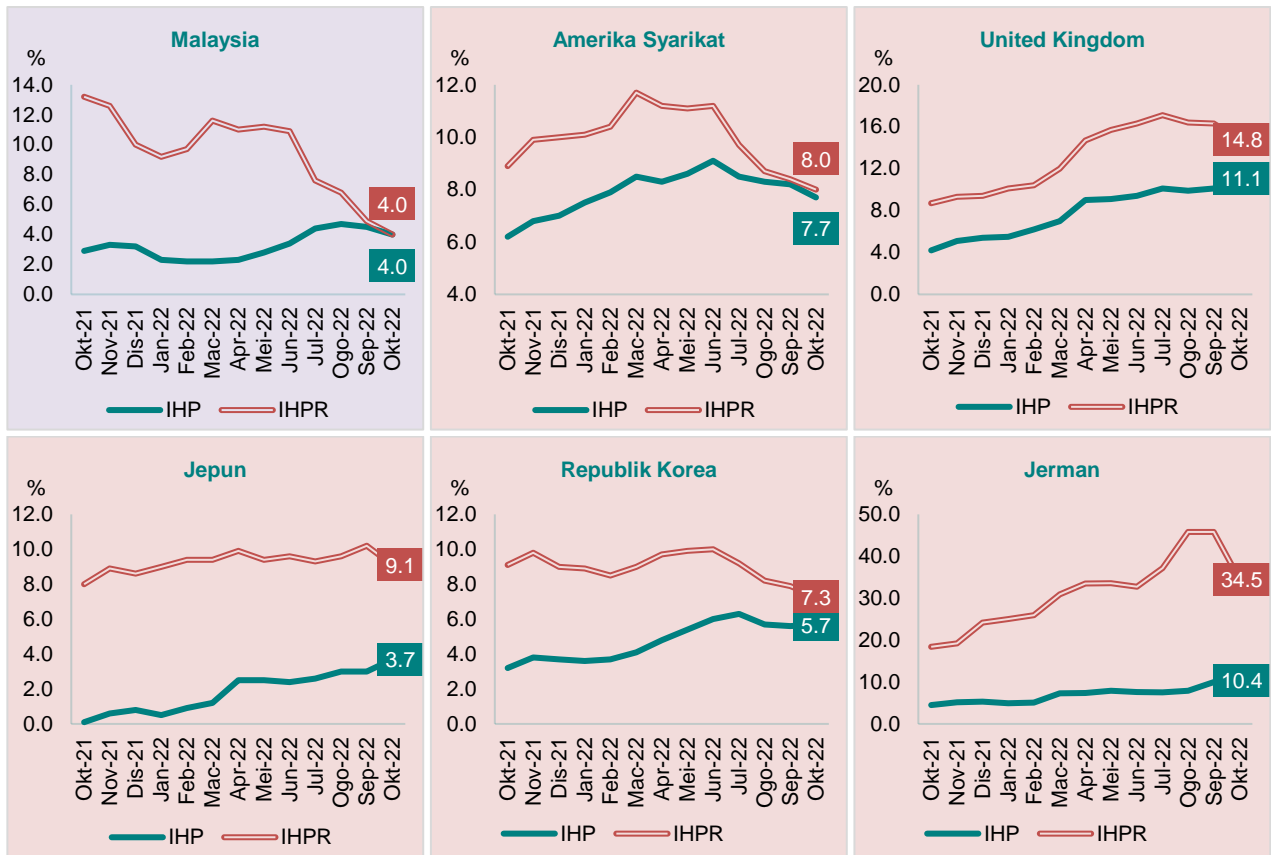
**Carta 2: Peratus Perubahan Indeks Harga Pengeluar (IHPR) Pengeluaran Tempatan mengikut Sektor (Tahun ke Tahun), Malaysia**



**Carta 3: Peratus Perubahan Indeks Harga Pengeluar (IHPR) Pengeluaran Tempatan mengikut Peringkat Pemprosesan (Tahun ke Tahun), Malaysia**



**Carta 4: Peratus Perubahan Indeks Harga Pengguna (IHP) dan Indeks Harga Pengeluar (IHPR) bagi Negara-Negara Terpilih (Tahun ke Tahun), Oktober 2021 – Oktober 2022**



Sumber: Laman web rasmi *National Statistical Offices (NSOs)* terpilih

Dikeluarkan oleh:

**PEJABAT KETUA PERANGKAWAN MALAYSIA**  
**JABATAN PERANGKAWAN MALAYSIA**  
**30 NOVEMBER 2022**



**PRIME MINISTER'S DEPARTMENT  
DEPARTMENT OF STATISTICS MALAYSIA**

**MEDIA STATEMENT**  
**PRODUCER PRICE INDEX (PPI) LOCAL PRODUCTION, MALAYSIA**  
**OCTOBER 2022**

---

**Malaysia's Producer Price Index eased further to record 4.0 per cent  
in October 2022**

**PUTRAJAYA, 30<sup>th</sup> November 2022** – The increase in Malaysia's Producer Price Index which measures the prices of goods at factory gate eased further to record 4.0 per cent in October 2022 as compared to 4.9 per cent recorded in September 2022, the Department of Statistics Malaysia reported today in its latest monthly report, the **PRODUCER PRICE INDEX (PPI) LOCAL PRODUCTION, OCTOBER 2022**.

Commenting on the report, Chief Statistician Malaysia, Dato' Sri Dr. Mohd Uzir Mahidin highlighted, "The moderate increase in the PPI in October 2022 was attributed by a 7.3 per cent increase in Manufacturing index (September 2022: 8.1%), where the increase in this sector has recorded a single-digit increase over the past four months. The incline in this sector was due to a 20.0 per cent increase in the indices of Manufacture of coke and refined petroleum products (September 2022: 19.3%), followed by Manufacture of computer, electronic and optical products (6.7%), Manufacture of food products (5.4%) and Manufacture of chemicals and chemical products (4.2%). Similarly, utility indices recorded an increase of 4.9 per cent for Water supply index and 1.2 per cent for Electricity & gas supply index."

The Chief Statistician of Malaysia also added, "The 4.0 per cent increase in the PPI in October 2022 was also contributed by the fall in two main sectors, namely Agriculture, forestry & fishing and Mining. Agriculture, forestry & fishing index recorded a larger decline in October 2022 with negative 18.2 per cent (September 2022: -15.5%), due to the index in Growing of perennial crops (-28.7%) but was offset by a 4.9 per cent increase in the indices

of Animal production, Growing of non-perennial crops (2.8%) and Fishing (2.1%). In addition, Mining index registered a decline of negative 0.5 per cent due to a decrease of negative 10.6 per cent recorded in Extraction of crude petroleum index.”

He further explained, "For a monthly comparison, PPI local production increased 0.1 per cent in October 2022 after recording a decline for four consecutive months. The increase was contributed by Mining index that increased 5.0 per cent (September 2022: -4.9%), in line with the increase in world crude oil prices to US\$90.3 per barrel in October 2022 as compared to US\$88.2 per barrel in September 2022. However, Agriculture, forestry & fishing index fell by negative 2.0 per cent in October 2022 (September 2022: -5.3%), driven by the fall in prices of Oil palm fresh fruit bunches (-3.1%), Durian (-5.8) and Chicken eggs (-0.8%). In addition, vegetable products also recorded a decrease which includes Tomato (-6.3%), Chinese mustard (-6.0%), Round Cabbage (-4.4%), Long Beans (-4.3) and Lady's fingers (-2.7%). Similarly, Manufacturing index declined by negative 0.2 per cent (September 2022: -0.7%) due to the indices in subsectors of Manufacture of chemicals and chemical products (-2.0%), Manufacture of food products (-1.7%) and Manufacture of basic metals (-0.3%) but was offset by an increase in the indices in subsectors of Manufacture of coke and refined petroleum products (1.3%) and Manufacture of computer, electronic and optical products (0.3%). In addition, the indices of Water supply and Electricity & gas supply increased 0.7 per cent and 0.4 per cent, respectively.”

Commenting on the PPI local production by stage of processing, Dato' Sri Dr. Mohd Uzir Mahidin said, "The index of Crude materials for further processing index continued to decline by negative 8.7 per cent in October 2022 (September 2022: -6.4%). The fall in prices of commodities which are the main source of raw materials for processing has contributed to this decline. This can be seen by a double-digit decline in the index of Non-food materials (-10.8%), where it was attributed by a decrease of 27.3 per cent in the index of Non-food materials except fuel. In addition, index of Intermediate materials, supplies & components increased 9.1 per cent in October 2022 (September 2022: 10.0%) driven by an increase in the indices of Processed fuel & lubricants (19.7%), Supplies (10.2%) and Materials & components for manufacturing (5.4%). Finished goods index posted an increase of 3.4 per cent (September 2022: 3.1%), due to the increase in Finished consumer foods (7.1%) and Capital equipment (3.1%) indices.”



The Chief Statistician Malaysia also explained that in terms of monthly comparison, all stage of processing recorded an increase in October 2022. Crude materials for further processing and Intermediate materials, supplies & components indices recorded 0.1 per cent increase, respectively. Similarly, Finished goods index increased 0.3 per cent.

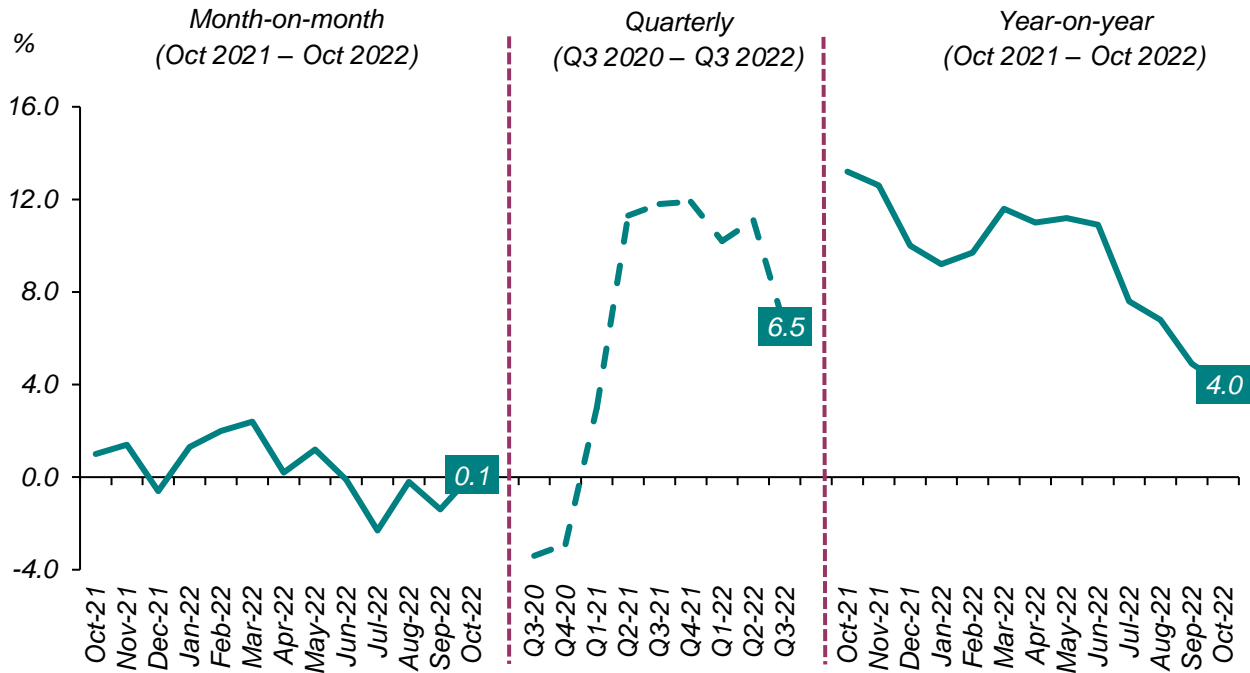
Commenting on the inflation at the producer level of selected countries, Dato' Sri Dr. Mohd Uzir Mahidin said, "Inflation at the producer level in October 2022 for several countries also showed a moderate increase compared with September 2022. Inflation at the producer level for the United States recorded an increase of 8.0 per cent (September 2022: 8.4%) contributed by the price of energy products (21.8%) ) and food products (12.7%). In addition, the increase in petroleum products (40.6%), chemical and pharmaceutical (20.1%) and food products (16.1%) has contributed to the increase of 14.8 per cent for inflation at the producer level in the United Kingdom in October 2022 (September 2022: 16.3%). For selected Asian countries, China recorded a decrease of negative 1.3 per cent in October 2022 due to the base effects and falling commodity prices. Meanwhile, Japan and the Republic of Korea recorded an increase at a rate of 9.1 per cent and 7.3 per cent, respectively in October 2022."

Dato' Sri Dr. Mohd Uzir Mahidin also added, "The current declining trend in the world's main commodities prices will indirectly affect the prices of consumer goods and may reduce inflationary pressure in the upcoming months. For example, the price of consumer goods such as cooking oil may decrease due to a decline in the price of global Crude palm oil. In October 2022, the price of Crude palm oil declined to RM3,682.00/tonnes from RM3,736.50/tonnes in September 2022. However, price trends for most commodities in upcoming months will still be influenced by several factors such as prolonged lockdown in China and global demand patterns."

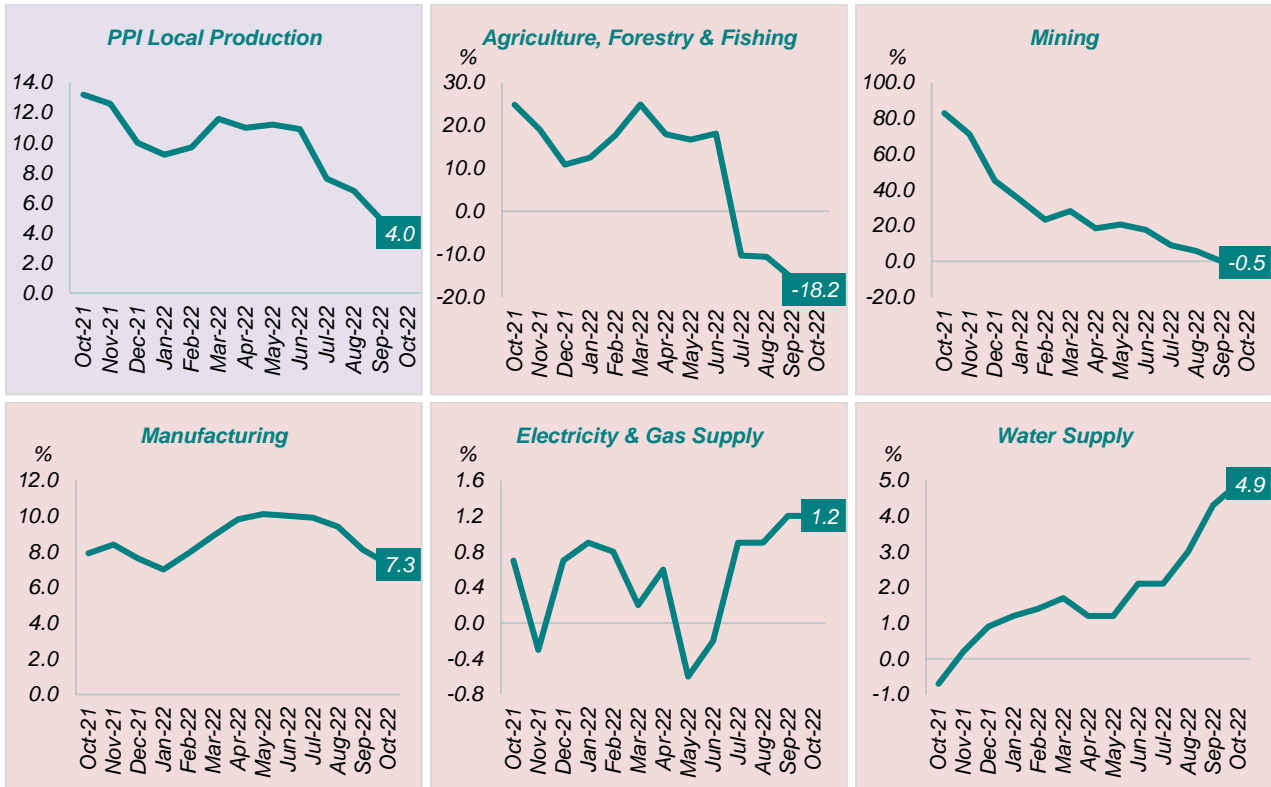
The Department of Statistics Malaysia (DOSM) is conducting the Household Income, Expenditure and Basic Amenities Survey (HIES/BA) 2022 from 1<sup>st</sup> January 2022 to 31<sup>st</sup> December 2022. DOSM greatly appreciates the cooperation given by selected respondents by sharing their information with DOSM and making the survey a success. Please visit [www.dosm.gov.my](http://www.dosm.gov.my) for more information.

DOSM also released economic and social statistics, namely PocketStats which contain quarterly and annual statistics that can be obtained from the DOSM portal or via the link [https://bit.ly/PocketStats\\_2022](https://bit.ly/PocketStats_2022).

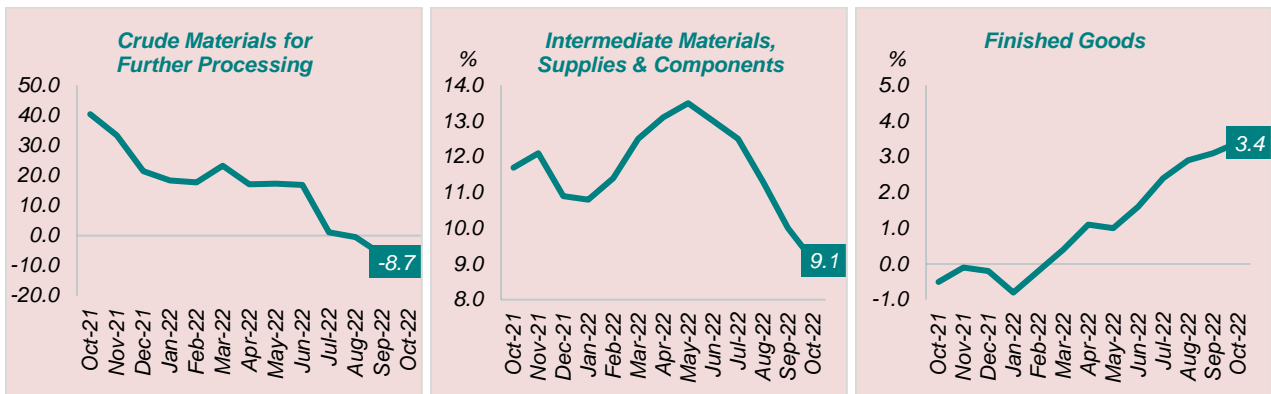
**Chart 1: Percentage Change of Producer Price Index (PPI) Local Production, Malaysia**



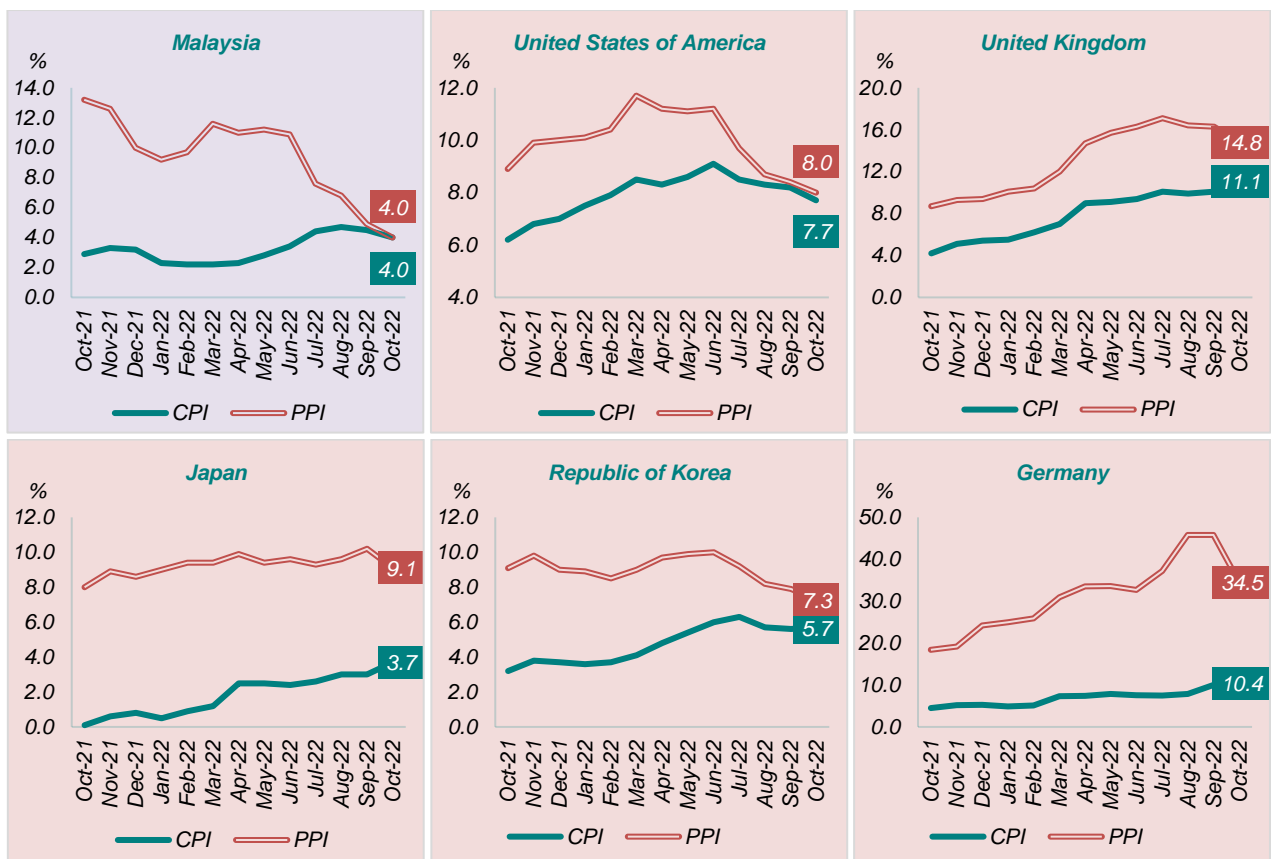
**Chart 2: Percentage Change of Producer Price Index (PPI) Local Production by Sector (Year-on-Year), Malaysia**



**Chart 3: Percentage Change of Producer Price Index (PPI) Local Production by Stage of Processing (Year-on-Year), Malaysia**



**Chart 4: Percentage Change of Consumer Price Index (CPI) and Producer Price Index (PPI) of Selected Countries (Year-on-Year), October 2021 – October 2022**



Source: Official websites of selected National Statistical Offices (NSOs)

Released by:

**THE OFFICE OF CHIEF STATISTICIAN MALAYSIA  
DEPARTMENT OF STATISTICS MALAYSIA  
30 NOVEMBER 2022**