

Embargo: Hanya boleh diterbitkan atau disebarkan mulai jam 1200, Jumaat, 23 Julai 2021



KENYATAAN MEDIA
BAGI INDEKS HARGA PENGGUNA, MALAYSIA
JUN 2021

Inflasi Malaysia mencatatkan 3.4 peratus pada Jun 2021

PUTRAJAYA, 23 Julai 2021 – Jabatan Perangkaan Malaysia telah mengeluarkan laporan berkaitan Indeks Harga Pengguna (IHP) bagi bulan Jun 2021. Mengulas berkaitan laporan tersebut, Ketua Perangkawan Malaysia, Dato' Sri Dr. Mohd Uzir Mahidin menekankan, “Indeks Harga Pengguna (IHP) menunjukkan peningkatan 3.4 peratus pada bulan Jun 2021 kepada 123.2 berbanding 119.1 pada bulan yang sama tahun sebelumnya. IHP kekal positif untuk bulan kelima berturut-turut semenjak Februari 2021 disebabkan oleh kesan asas yang rendah pada tahun lalu akibat daripada penyusutan harga bahan api untuk kenderaan persendirian. Kumpulan Pengangkutan (16.6%) merupakan penyumbang utama kepada kenaikan inflasi keseluruhan. Ini diikuti oleh Perumahan, Air, Elektrik, Gas & Bahan Api Lain (3.2%); Hiasan, Perkakasan & Penyelenggaraan Isi Rumah (2.0%) dan Makanan & Minuman Bukan Alkohol (1.3%)”.

Bagi perbandingan bulanan, IHP turut meningkat 0.1 peratus berbanding Mei 2021. Peningkatan ini telah disumbangkan Makanan & Minuman Bukan Alkohol (0.3%) dan Pelbagai Barangan & Perkhidmatan (0.1%). Momentum yang perlahan ini adalah kesan daripada pelaksanaan Perintah Kawalan Pergerakan 3.0 dan penutupan operasi bagi sektor bukan perlu yang dilaksanakan sepanjang Jun 2021 sedikit sebanyak telah meredakan tekanan inflasi ini. Sementara itu, IHP bagi suku tahun kedua 2021 meningkat 4.1 peratus kepada 123.1 berbanding 118.2 pada suku

tahun yang sama tahun sebelumnya. Bagi perbandingan suku tahunan pula, IHP mencatatkan peningkatan 0.5 peratus berbanding suku tahun pertama 2021.

Menurut *Food and Agriculture Organization* (FAO), harga makanan global kini semakin meningkat dengan kadar pantas dalam tempoh satu dekad dan diburukkan lagi dengan masalah negara-negara di dunia yang masih berusaha untuk menangani penularan pandemik COVID-19. Disamping itu, kenaikan harga beberapa komoditi utama dunia ekoran kekurangan bekalan dan peningkatan kos perkapalan turut memberi kesan terutamanya peningkatan kepada kumpulan Makanan & Minuman Bukan Alkohol di Malaysia. Peningkatan dua digit indeks minyak masak sebatian untuk bulan kedua berturut-turut semenjak Mei 2021 membuktikan bahawa Malaysia turut merasai tempias kenaikan harga global.

Dato' Sri Dr. Mohd Uzir Mahidin turut menyatakan, "Indeks teras meningkat 0.7 peratus pada Jun 2021 berbanding bulan yang sama tahun sebelumnya. Antara kumpulan utama yang bertindak sebagai pendorong kepada kenaikan ini adalah kumpulan Perumahan, Air, Elektrik, Gas & Bahan Api Lain (3.2%); Hiasan, Perkakasan & Penyelenggaraan Isi Rumah (2.0%); Makanan & Minuman Bukan Alkohol (1.3%), Pengangkutan (1.0%); Perkhidmatan Rekreasi & Kebudayaan (0.6%); Kesihatan (0.5%); Pendidikan (0.5%); Restoran & Hotel (0.5%) dan Pelbagai Barangan & Perkhidmatan (0.3%). Indeks teras meliputi barangan tidak termasuk item makanan segar dengan harga paling tidak menentu serta barangan dan perkhidmatan harga dikawal".

IHP tanpa bahan api meningkat 1.5 peratus pada Jun 2021 kepada 113.9 berbanding 112.2 pada bulan yang sama tahun sebelumnya. IHP tanpa bahan api adalah meliputi semua barang dan perkhidmatan kecuali Petrol Tanpa Plumbum RON95, Petrol Tanpa Plumbum RON97 dan Diesel.

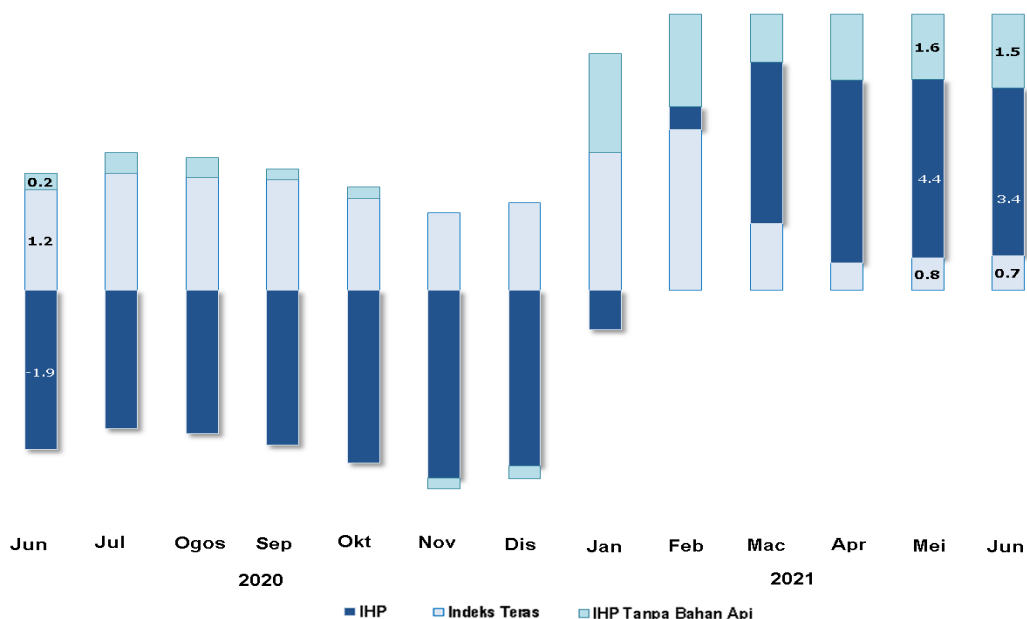
Tujuh negeri iaitu Terengganu (4.4%), Kelantan (4.1%), Pahang (3.9%), Perak (3.6%), Selangor & Wilayah Persekutuan Putrajaya (3.5%), Negeri Sembilan (3.5%) dan Kedah & Perlis (3.5%) menunjukkan peningkatan melepasi paras IHP nasional 3.4 peratus pada Jun 2021 berbanding bulan yang sama pada tahun sebelumnya. Kesemua negeri mencatatkan peningkatan bagi indeks kumpulan

Makanan & Minuman Bukan Alkohol. Peningkatan tertinggi dicatatkan oleh Terengganu iaitu pada 2.0 peratus. Ini diikuti oleh Selangor & Wilayah Persekutuan Putrajaya (1.9%), Kelantan (1.7%) dan Wilayah Persekutuan Kuala Lumpur (1.4%).

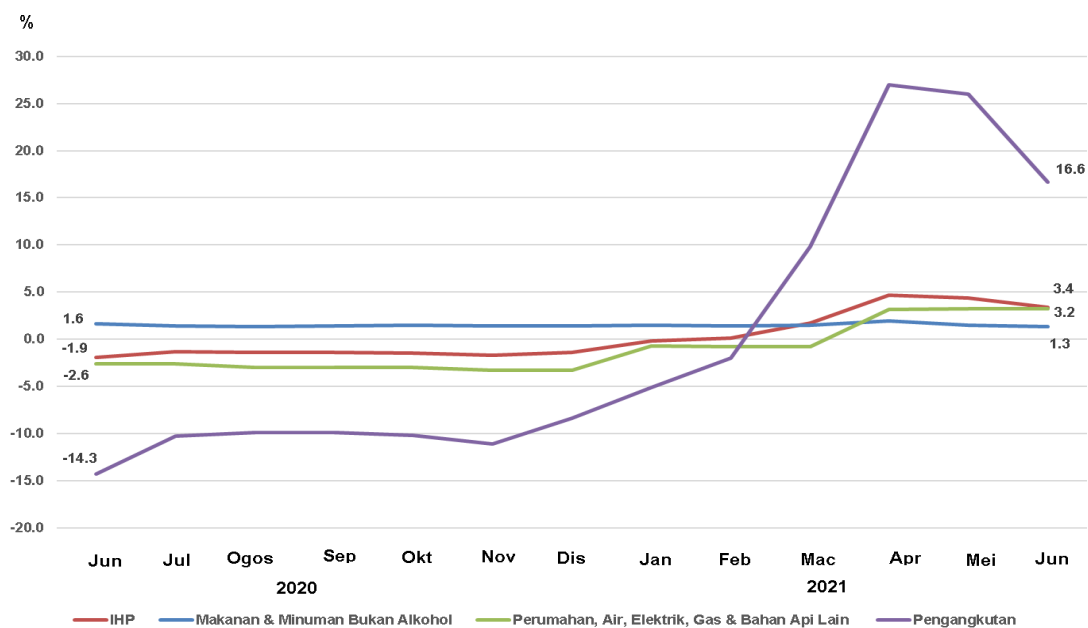
Ketua Perangkawan berkata, “Jabatan turut mengeluarkan Buletin Khas Inflasi Vol (1), bertajuk: “Harga makanan dan barangan runcit global semakin mahal”, yang menyediakan senario ringkas berkenaan inflasi global. Adalah diharapkan buletin ini dapat membantu pengguna untuk memahami senario inflasi. Buletin ini boleh didapati di media sosial rasmi Jabatan Perangkaan Malaysia”.

Banci Penduduk dan Perumahan Malaysia 2020 (Banci Malaysia 2020) secara dalam talian (e-Census) sedang dilaksanakan di seluruh negara sehingga liputan penuh dapat dicapai. Semua penduduk Malaysia diseru untuk memberikan kerjasama dalam menjayakan Banci Malaysia 2020 bagi memastikan tiada yang ketinggalan kerana data anda masa depan kita. Sila layari portal Banci Malaysia 2020 di www.mycensus.gov.my atau media sosial @MyCensus2020 untuk maklumat lanjut.

Carta 1 : Perubahan Peratus bagi Indeks Keseluruhan, Indeks Teras dan Indeks Tanpa Bahan Api bagi Jun 2021



Carta 2 : Perubahan Peratus indeks Kumpulan Terpilih bagi Jun 2020 – Jun 2021



Dikeluarkan oleh:
PEJABAT KETUA PERANGKAWAN MALAYSIA
JABATAN PERANGKAAN MALAYSIA
23 JULAI 2021

Embargo: Only to be published or disseminated at 1200 hour, Friday, July 23rd, 2021



**MEDIA STATEMENT
FOR CONSUMER PRICE INDEX, MALAYSIA
JUNE 2021**

Malaysia's inflation recorded 3.4 per cent in June 2021

PUTRAJAYA, 23 July 2021 – Department of Statistics, Malaysia has released the report on Consumer Price Index (CPI) for June 2021. Commenting on the report, Chief Statistician Malaysia, Dato' Sri Dr. Mohd Uzir Mahidin highlighted, "Consumer Price Index (CPI) increased 3.4 per cent in June 2021 to 123.2 as against 119.1 in the same month of the preceding year. CPI remained positive for the fifth consecutive month since February 2021 due to the lower base effect last year as a result of the decline in fuel prices for private vehicles. Transport group (16.6%) was the main contributor to the increase in the headline inflation. This was followed by Housing, Water, Electricity, Gas & Other Fuels (3.2%); Furnishings, Household Equipment & Routine Household Maintenance (2.0%) and Food & Non-Alcoholic Beverages (1.3%)".

On a monthly basis, CPI increased by 0.1 per cent as compared to May 2021. The increase was attributed by Food & Non-Alcoholic Beverages (0.3%) and Miscellaneous Goods & Services (0.1%). This slow momentum was due to the implementation of Movement Control Order (MCO) 3.0 and operations closure for non-essential sectors throughout June 2021 has eased the inflation pressures. Meanwhile, the CPI for the second quarter of 2021 inclined 4.1 per cent to 123.1 as compared to 118.2 in the same quarter of the preceding year. On a quarterly basis, the CPI increased 0.5 per cent as compared to the first quarter of 2021.

According to the Food and Agriculture Organization (FAO), global food prices are now rising at a rapid rate over the past decade and are exacerbated by the problems of countries around the world that still struggling to deal with the spread of the COVID-19 pandemic. In addition, the increase in the prices of some of the world's major commodities due to lack of supply and rising shipping costs contributed to the increase in the index of Food & Non-Alcoholic Beverages. The double-digit increase in the blended cooking oil index for the second consecutive month since May 2021 proves that Malaysia is also experiencing the pinch of the global price hike.

Dato' Sri Dr. Mohd Uzir Mahidin also said, "Core index rose 0.7 per cent in June 2021 as compared to the same month of the previous year. Among the major groups which influenced the increase were Housing, Water, Electricity, Gas & Other Fuels (3.2%); Furnishings, Household Equipment & Routine Household Maintenance (2.0%); Food & Non-Alcoholic Beverages (1.3%); Transport (1.0%); Recreation Services & Culture (0.6%); Health (0.5%); Education (0.5%); Restaurants & Hotels (0.5%) and Miscellaneous Goods & Services (0.3%). Core index excludes most volatile items of fresh food as well as administered prices of goods and services".

The CPI without fuel increased 1.5 per cent in June 2021 to 113.9 as compared to 112.2 in the same month of the preceding year. CPI without fuel covers all goods and services except Unleaded Petrol RON95, Unleaded Petrol RON97 and Diesel.

Seven states namely Terengganu (4.4%), Kelantan (4.1%), Pahang (3.9%), Perak (3.6%), Selangor & Wilayah Persekutuan Putrajaya (3.5%), Negeri Sembilan (3.5%) and Kedah & Perlis (3.5%) surpassed the national CPI rate of 3.4 per cent in June 2021 as compared to the same month of the previous year. All states registered an increase in the index of Food & Non-Alcoholic Beverages. The highest increase was recorded by Terengganu at 2.0 per cent. This was followed by Selangor & Wilayah Persekutuan Putrajaya (1.9%), Kelantan (1.7%) and Wilayah Persekutuan Kuala Lumpur (1.4%).

Chief Statistician stated, “The Department also released special Bulletin Inflation Volume 1, entitled: “Global food and groceries prices are getting more expensive”, which provides a brief scenario of inflation globally. It is hoped that this bulletin could enlighten users on the current inflation scenario. The bulletin is obtainable from the official social media of the Department of Statistics, Malaysia”.

The Malaysia Population and Housing Census 2020 (Malaysia Census 2020) via online (e-Census) is being conducted nationwide until full coverage has been accomplished. All Malaysian residents are urged to cooperate in realising the success of Malaysia Census 2020 to ensure that no one is left behind as your data is our future.

Please visit the Malaysia Census 2020 portal at www.mycensus.gov.my or social media @MyCensus2020 for more info.

Chart 1 : Percentage Change of Headline CPI, Core Index and CPI Without Fuel for June 2021

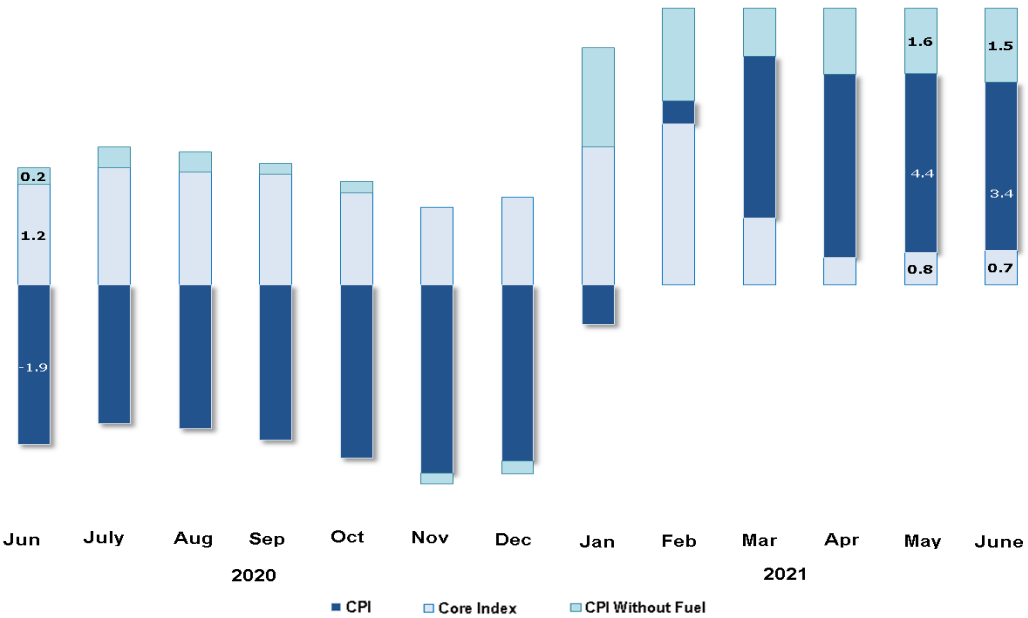
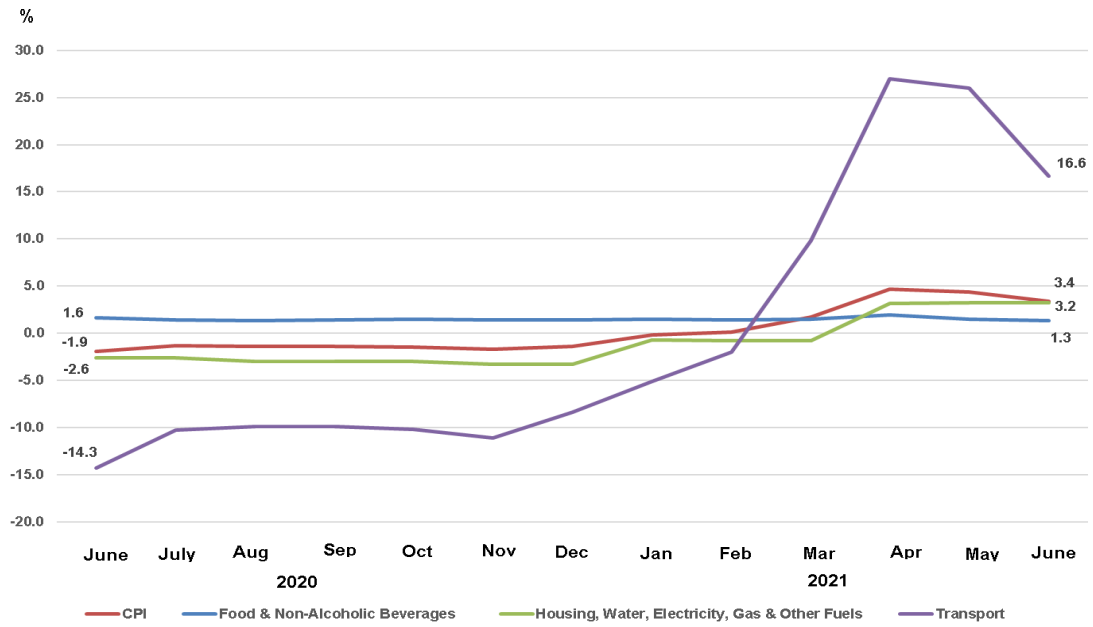


Chart 2 : Percentage Change of Selected Group for June 2020 – June 2021



Released by:
THE OFFICE OF CHIEF STATISTICIAN MALAYSIA
DEPARTMENT OF STATISTICS, MALAYSIA
23 JULY 2021