



DEPARTMENT OF STATISTICS MALAYSIA

PRESS RELEASE  
 INDEX OF INDUSTRIAL PRODUCTION, MALAYSIA  
 MAY 2021\*



Malaysia's Industrial Production Index (IPI) surged 26.0 per cent in May 2021



**IPI : 26.0%**  
 Apr. 2021 : 50.1%  
 MoM : -0.3%



**Mining : 20.7%**  
 Apr. 2021 : 14.3%  
 MoM : 6.0%



**Manufacturing : 29.8%**  
 Apr. 2021 : 68.0%  
 MoM : -2.0%



**Electricity : 7.9%**  
 Apr. 2021 : 23.6%  
 MoM : -0.6%



**0.7%**  
 Apr. 2021 : 12.7%  
 MoM : -4.3%

Food, Beverages & Tobacco



**39.9%**  
 Apr. 2021 : 230.6%  
 MoM : -5.1%

Textiles, Wearing Apparel, Leather Products & Footwear



**53.0%**  
 Apr. 2021 : 212.6%  
 MoM : -3.7%

Wood Products, Furniture, Paper Products & Printing



**34.8%**  
 Apr. 2021 : 37.5%  
 MoM : 3.1%

Petroleum, Chemical, Rubber & Plastic Products

MANUFACTURING



**49.4%**  
 Apr. 2021 : 141.0%  
 MoM : -7.8%

Non-metallic Mineral Products, Basic Metal & Fabricated Metal Products



**21.6%**  
 Apr. 2021 : 70.1%  
 MoM : -0.2%

Electrical & Electronics Products



**68.9%**  
 Apr. 2021 : 275.2%  
 MoM : -11.6%

Transport Equipment & Other Manufactures



**8.6%**  
 Apr. 2021 : 2.7%  
 MoM : 7.4%

Crude Oil & Condensate

MINING

Natural Gas

**30.9%**  
 Apr. 2021 : 23.9%  
 MoM : 5.1%



Note:  
 Percentage refers to the change in Month-on-Month (MoM) and Year-on-Year (YoY)

Source:  
 Index of Industrial Production Malaysia, May 2021  
 Department of Statistics Malaysia

## Malaysia's Industrial Production Index (IPI) surged 26.0 per cent in May 2021

The Industrial Production Index (IPI) surged **26.0 per cent** in May 2021 as compared to the same month of the previous year. The growth of IPI in May 2021 was underpinned by the expansion in all indices; Manufacturing index (**29.8%**), Mining index (**20.7%**) and Electricity index (**7.9%**).

The Manufacturing sector output based on year-on-year comparison rose by **29.8 per cent** in May 2021 after recording a growth of 68.0 per cent in April 2021. The major sub-sectors contributing to the growth in Manufacturing sector in May 2021 were Petroleum, Chemical, Rubber & Plastic Products (**34.8%**), Non-metallic Mineral Products, Basic Metal & Fabricated Metal Products (**49.4%**) and Transport Equipment & Other Manufactures (**68.9%**). The export-oriented industries driven the growth of the Manufacturing sector by **25.3 per cent** while domestic-oriented industries increased by **41.1 per cent**.

The Mining sector output grew **20.7 per cent** in May 2021 as compared to the same period of the previous year. The expansion was attributed by the increase in Natural Gas index (**30.9%**) and Crude Oil & Condensate index (**8.6%**). The Electricity sector output expanded **7.9 per cent** in May 2021 as compared to the same month of the previous year.




The full publication of the Industrial Production Index, May 2021 can be downloaded through [eStatistik](#) portal.

### \* Notes:

Data for May 2021 is **provisional**. The data will be updated based on the latest available figures and subsequently published in the June 2021 publication.

### Released By:

**DATO' SRI DR. MOHD UZIR MAHIDIN**  
**CHIEF STATISTICIAN MALAYSIA**  
**DEPARTMENT OF STATISTICS, MALAYSIA**

 [DrUzir\\_Mahidin](#)  [Dr\\_Uzir](#) 

**12 July 2021**

### Contact person:

Mohd Yusrizal Ab Razak  
Public Relation Officer  
Strategic Communication and International Division  
Department of Statistics, Malaysia  
**Tel** : +603-8885 7942  
**Fax** : +603-8888 9248  
**E-mail** : yusrizal.razak[at]dosm.gov.my