



DEPARTMENT OF STATISTICS MALAYSIA

PRESS RELEASE

MALAYSIA EXTERNAL TRADE INDICES MARCH 2018

Jabatan Perangkaan Malaysia
Department of Statistics, Malaysia
<https://www.dosm.gov.my>

<https://www.facebook.com/StatsMalaysia>
<https://twitter.com/StatsMalaysia>
<https://www.instagram.com/StatsMalaysia>

EXTERNAL TRADE INDICES **MARCH 2018**

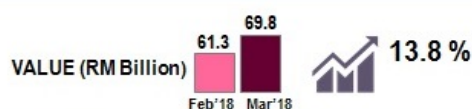
Both the Export & Import Unit Value Indices recorded the same increase of 0.3%.

EXPORTS



UNIT VALUE INDEX		VOLUME INDEX	
↑ 0.3 %		↑ 19.8 %	
Mineral Fuels	1.3 % ↑	29.5 % ↑	Machinery & Transport Equipment
Animal & Vegetable Oils & Fats	0.3 % ↑	26.0 % ↑	Food
Machinery & Transport Equipment	0.2 % ↑	23.2 % ↑	Manufactured goods

IMPORTS



UNIT VALUE INDEX		VOLUME INDEX	
↑ 0.3 %		↑ 13.5 %	
Inedible Crude Materials	1.3 % ↑	16.0 % ↑	Machinery & Transport Equipment
Mineral Fuels	0.5 % ↑	14.5 % ↑	Animal & Vegetable Oils & Fats
Chemicals	0.4 % ↑	13.5 % ↑	Chemicals

TERMS OF TRADE

0.01%



Note: All changes are based on month-on-month comparison

Exports

On a month-on-month (m-o-m) basis, in March 2018, the export unit value index increased 0.3% to 112.8 points which was attributed to mineral fuels (+1.3%), animals & vegetable oils & fats (+0.3%) and machinery & transport equipment (+0.2%). The export volume index registered an increase of 19.8% to 140.8 points. This increase was led by machinery & transport equipment (+29.5%), food (+26.0%) and manufactured goods (+23.2%). In seasonally adjusted terms, the export volume index increased 3.4% to 133.9 points.

When compared to the previous year, the export unit value index posted a decrease of 0.7% and export volume index posted an increase of 2.9%.

Imports

In March 2018, the import unit value index also increased 0.3% to 115.7 points which was mainly led by inedible crude materials (+1.3%) followed by mineral fuels (+0.5%) and chemicals (+0.4%). The import volume index recorded an increase of 13.5% to 137.0 points. This was mainly attributed to machinery & transport equipment (+16.0%), animals & vegetable oils & fats (+14.5%) and chemicals (+13.5%). In seasonally adjusted terms, the import volume index in March 2018 dropped 1.1% to 134.3 points.

On a year-on-year basis, the import unit value index and import volume index registered decreases of 0.4% and 9.3% respectively.

Terms of trade

Malaysia's terms of trade registered a marginal increase of 0.01% to 97.4 points when compared with February 2018. On a year-on-year basis, a declined 0.3% from 97.7 points was recorded.




For more details, please refer to the Department's portal: www.dosm.gov.my

***Notes:**

The March 2018 data is provisional and subject to revision in later issues.

Released By:

**THE OFFICE OF CHIEF STATISTICIAN MALAYSIA
DEPARTMENT OF STATISTICS, MALAYSIA**

 **DrUzir_Mahidin**   **dr_uzir**

4 MAY 2018

Contact person:

Ho Mei Kei
Public Relation Officer
Strategic Communication and International Division
Department of Statistics, Malaysia
Tel : +603-8885 7942
Fax : +603-8888 9248
Email : mkho[at]dosm.gov.my