




DEPARTMENT OF STATISTICS MALAYSIA

PRESS RELEASE

ANNUAL ECONOMIC STATISTICS 2018
CONSTRUCTION SECTOR



MAIN FINDINGS



INTRODUCTION

This report presents the statistics of Construction sector obtained from the Annual Economic Survey 2018 for the reference year 2017. Key statistics such as value of gross output, value of intermediate input, value added, number of persons engaged, salaries & wages paid and fixed assets are published in this report.

PERFORMANCE OF CONSTRUCTION SECTOR

The Construction sector recorded value of gross output RM204.4 billion in 2017 compared to RM177.9 billion in 2015 with an annual growth rate of 7.2 per cent per annum. In line with the rapid growth in gross output, the value of intermediate input also increased by RM17.0 billion to RM131.8 billion with an annual growth rate of 7.2 per cent, thus resulting a value added of RM72.6 billion in 2017. During this period, the annual growth rate for the number of persons engaged recorded 1.5 per cent to 1,330,266 persons as compared to 1,290,474 persons in 2015. Meanwhile, the salaries and wages paid in 2017 amounted to RM39.2 billion compared to RM32.9 billion in 2015.

GROSS OUTPUT VALUE BY SUB-SECTOR

During the period of 2015 and 2017, the value of gross output of the Construction sector increased 7.2 per cent per annum. Civil engineering sub-sector was the largest contributor with the value of gross output RM63.7 billion (31.2%). The second largest contributor was Residential buildings sub-sector with RM50.5 billion (24.7%) followed by Non-residential buildings sub-sector and Special trades sub-sector which recorded the value of gross output RM48.0 billion (23.5%) and RM42.2 billion (20.6%) respectively.

VALUE ADDED BY SUB-SECTOR




The value added in the Construction sector for 2017 recorded RM72.6 billion with an annual growth rate of 7.2 per cent per annum within the period of two years. Civil engineering sub-sector recorded the highest value added in 2017 which amounted to RM22.9 billion (2015: RM17.3 billion). This was followed by the Residential buildings sub-sector of RM17.6 billion (2015: RM16.1 billion) and Non-residential buildings sub-sector of RM17.5 billion (2015: RM16.1 billion).

NUMBER OF PERSONS ENGAGED AND SALARIES & WAGES

Civil engineering sub-sector registered the highest number of persons engaged with 349,765 persons or 26.3 per cent (2015: 25.2%). The second highest contributor was Non-residential buildings sub-sector with 337,838 persons or 25.4 per cent (2015: 25.2%). This was followed by Residential buildings and Special trades sub-sector which recorded 331,851 persons or 24.9 per cent (2015: 25.5%) and 310,812 persons 23.4 per cent (2015: 24.0%).

Released By:

DATO' SRI DR. MOHD UZIR MAHIDIN
CHIEF STATISTICIAN MALAYSIA
DEPARTMENT OF STATISTICS, MALAYSIA

 [DrUzir_Mahidin](#)   [Dr_Uzir](#)

7 March 2019

Contact person:

Ho Mei Kei
Public Relation Officer
Strategic Communication and International Division
Department of Statistics, Malaysia
Tel : +603-8885 7942
Fax : +603-8888 9248
Email : mkho[at]dosm.gov.my