



DEPARTMENT OF STATISTICS MALAYSIA

PRESS RELEASE

MONTHLY RUBBER STATISTICS MALAYSIA, AUGUST 2019

Natural rubber production in August 2019 decreased 8.4 per cent year on year

Malaysia's natural rubber production in August 2019 decreased **4.1** per cent as compared to last month, from **60,088** tonnes to **57,599** tonnes. For year on year comparison, the production decreased **8.4** per cent as compared to August 2018.

Exports of Malaysia's natural rubber amounted **55,879** tonnes, decreased by **16.9** per cent against **67,273** tonnes in July 2019. People's Republic of China remains as the main natural rubber export destination with share of **52.6** per cent from total exports in August 2019 followed by Germany (**11.0%**), U.S.A. (**3.9%**), Iran (**3.7%**) and Finland (**3.2%**).

Stocks of natural rubber was recorded **182,690** tonnes in August 2019 as compared to **181,906** tonnes in July 2019, with an increase of **0.4** per cent.

Average price of Latex Concentrate was **439.19** sen per kilogramme in August 2019, decreased by **7.8** per cent. The average price of Standard Malaysian Rubber 20 (S.M.R. 20) also decreased **6.6** per cent to **542.48** sen per kilogramme as compared to July 2019.

Total domestic consumption of natural rubber was **41,673** tonnes, decreased **0.3** per cent against **41,796** tonnes as reported in July 2019. Natural rubber is widely used in the rubber glove industry with **31,394** tonnes or **75.3** per cent of the total domestic consumption.



MONTHLY RUBBER STATISTICS, AUGUST 2019

PRODUCTION



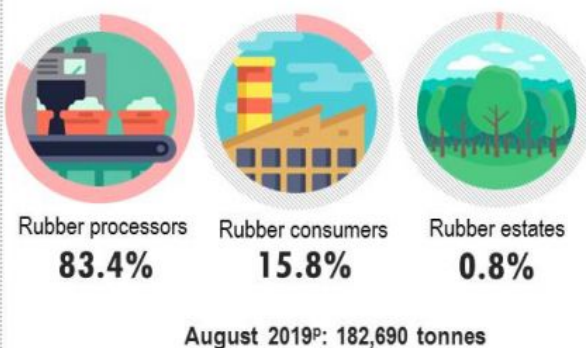
AVERAGE PRICE



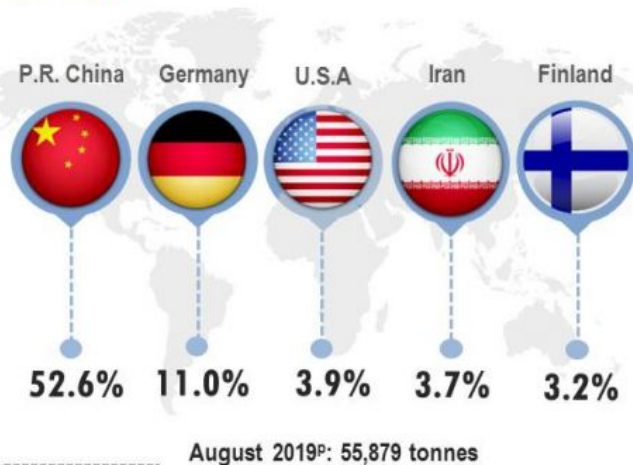
DOMESTIC CONSUMPTION



STOCKS



EXPORTS



p = preliminary

Production of natural rubber by main producing countries*, May 2019



Source: Ministry of Primary Industries

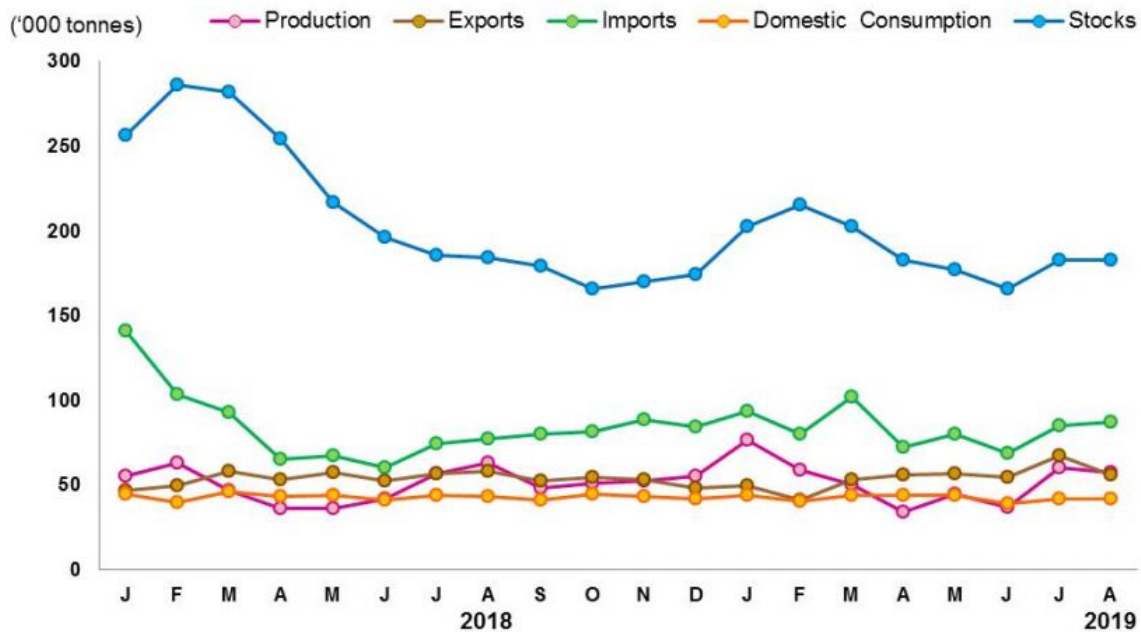
*Association of Natural Rubber Producing Countries (ANRPC)

Table 1 presents the principal statistics of rubber for August 2019 while Chart 1 shows the monthly time series from August 2018 to August 2019.

Table 1: Principal statistics of rubber, August 2019

Principal Statistics	August 2018	July 2019	August 2019	Change month-on-month August 2019/ July 2019 (%)	Change year-on-year August 2019/ August 2018 (%)
Production (tonnes)	62,862	60,088	57,599	-4.1	-8.4
Exports (tonnes)	57,670	67,273	55,879	-16.9	-3.1
Imports (tonnes)	77,246	84,560	86,977	2.9	12.6
Domestic consumption (tonnes)	42,993	41,796	41,673	-0.3	-3.1
Closing stocks (tonnes)	184,051	181,906	182,690	0.4	-0.7
Number of paid workers (estate)	11,752	11,160	11,086	-0.7	-5.7
Salaries & wages (estate) (RM'000)	17,541	18,539	18,170	-2.0	3.6

Chart 1: Monthly production, exports, imports, domestic consumption and stocks of natural rubber 2018/2019



*Notes:

Data for August 2019 is **provisional**. The data will be updated based on the latest available figures and subsequently published in the September 2019 publication.

Released By:

DATO' SRI DR. MOHD UZIR MAHIDIN
CHIEF STATISTICIAN MALAYSIA
DEPARTMENT OF STATISTICS, MALAYSIA

 [DrUzir_Mahidin](#)   [Dr_Uzir](#)

11 October 2019

Contact person:

Rohaida binti Mohamad
Public Relation Officer
Strategic Communication and International Division
Department of Statistics, Malaysia
Tel : +603-8885 7942
Fax : +603-8888 9248
Email : rohaida.mohamad[at]dosm.gov.my