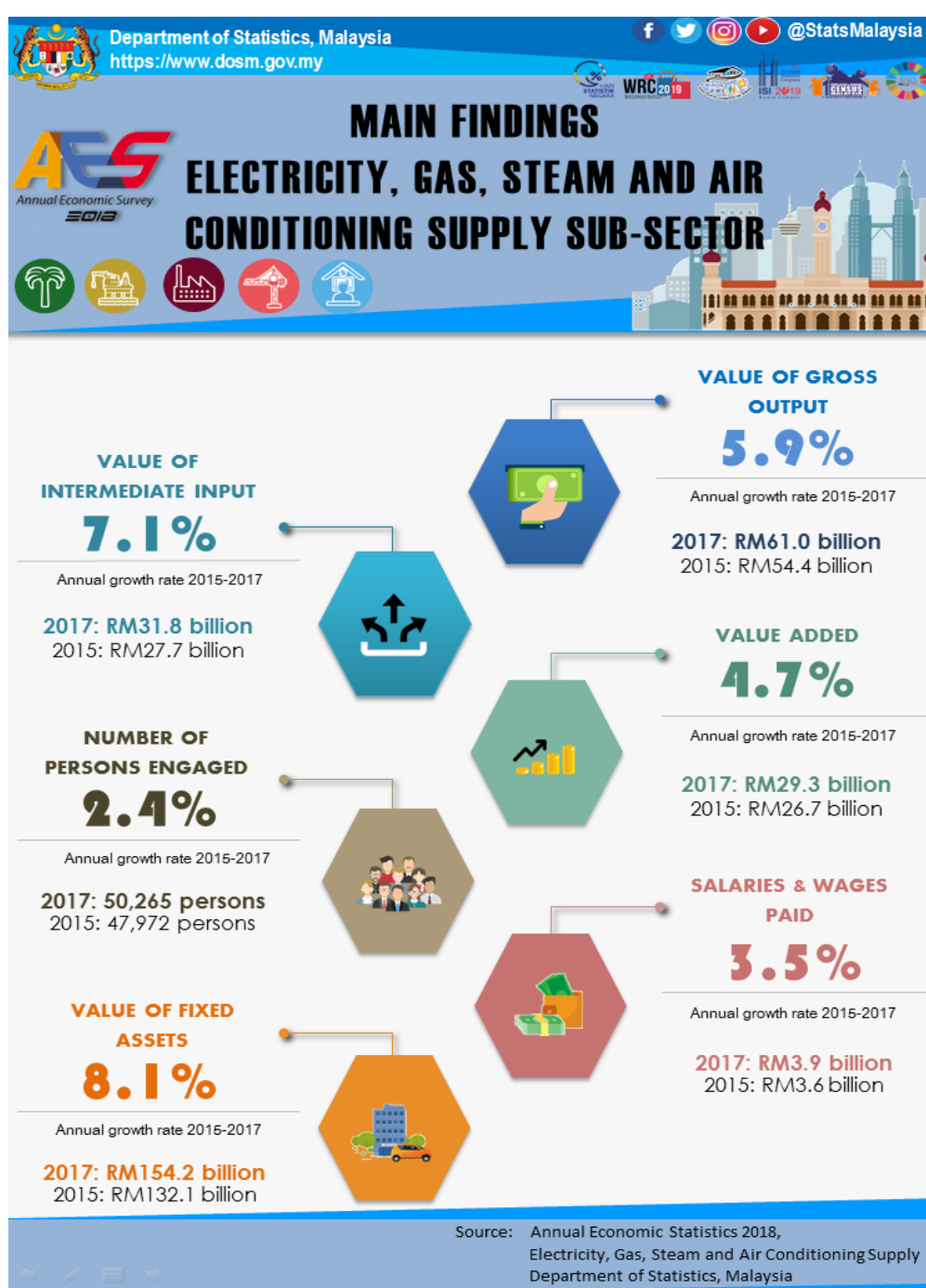




DEPARTMENT OF STATISTICS MALAYSIA

PRESS RELEASE

ANNUAL ECONOMIC STATISTICS 2018:  
ELECTRICITY, GAS, STEAM AND AIR CONDITIONING SUPPLY





## **INTRODUCTION**

This publication presents statistics on the electricity, gas, steam and air conditioning supply sub-sector, which compiled from the Annual Economic Survey 2018 for reference year 2017. Key statistics such as value of gross output, value of intermediate input, value added, number of persons engaged, salaries & wages paid and value of fixed assets are also presented in this publication.

## **PERFORMANCE OF ELECTRICITY, GAS, STEAM AND AIR CONDITIONING SUPPLY SUB-SECTOR**

The electricity, gas, steam and air conditioning supply sub-sector recorded a value of gross output RM61.0 billion in 2017 as compared to RM54.4 billion in 2015 with an annual growth rate of 5.9 per cent. Meanwhile, the value of intermediate input showed RM31.8 billion, resulting in value added of RM29.3 billion. The number of persons engaged in this sub-sector was 50,265 persons with salaries & wages paid, RM3.9 billion. Meanwhile, the value of fixed assets was RM154.2 billion.

## **VALUE OF GROSS OUTPUT BY INDUSTRY GROUP**

In 2017, the electric power generation, transmission and distribution industry group was the main contributor to the value of gross output of the electricity, gas, steam and air conditioning supply sub-sector with RM56.6 billion (92.7%). This was followed by manufacture of gas, distribution of gaseous fuels through mains industry group, RM3.1 billion (5.2%). Meanwhile, the steam and air conditioning supply industry group recorded the lowest value of gross output with RM1.3 billion (2.1%).

## **VALUE ADDED BY INDUSTRY GROUP**




Value added of the electricity, gas, steam and air conditioning supply sub-sector increased 4.7 per cent per annum and recorded RM29.3 billion in 2017 as compared to RM26.7 billion in 2015. The electric power generation, transmission and distribution industry group recorded the highest value added in 2017, valued at RM27.0 billion (2015: RM24.6 billion). This was followed by manufacture of gas and distribution of gaseous fuels through mains industry group, RM1.7 billion (2015: RM1.6 billion) and steam and air conditioning supply industry group, RM0.6 billion (2015: RM0.5 billion).

## **NUMBER OF PERSONS ENGAGED AND SALARIES & WAGES PAID**

The number of persons engaged increased by 2,293 persons, recorded 50,265 persons (2015: 47,972 persons) in 2017 with salaries and wages paid amounting to RM3.9 billion (2015: RM3.6 billion). The electric power generation, transmission and distribution industry group remained the main contributor of employment in this sub-sector with 41,492 persons or 82.5 per cent (2015: 83.1%) with salaries and wages paid valued at RM3.6 billion. This was followed by steam and air conditioning supply industry group, 7,480 persons or 14.9 per cent (2015: 14.5%) with salaries and wages paid, RM191.0 million and manufacture of gas & distribution of gaseous fuels through mains industry group, 1,293 persons or 2.6 per cent (2015: 2.4%) with salaries and wages paid, RM81.4 million.

### **Released By:**

**DATO' SRI DR. MOHD UZIR MAHIDIN**  
**CHIEF STATISTICIAN MALAYSIA**  
**DEPARTMENT OF STATISTICS, MALAYSIA**

 [DrUzir\\_Mahidin](#)   [Dr\\_Uzir](#)

**28 February 2019**

### **Contact person:**

Ho Mei Kei  
Public Relation Officer  
Strategic Communication and International Division  
Department of Statistics, Malaysia  
**Tel** : +603-8885 7942  
**Fax** : +603-8888 9248  
**Email** : mkho[at]dosm.gov.my