



DEPARTMENT OF STATISTICS MALAYSIA

PRESS RELEASE

MONTHLY RUBBER STATISTICS MALAYSIA, JULY 2019

Natural rubber production in July 2019 increased 6.4 per cent year on year

Malaysia's natural rubber production in July 2019 increased **63.3** per cent as compared to last month, from **36,796** tonnes to **60,088** tonnes. For year on year comparison, the production increased **6.4** per cent as compared to July 2018.

Exports of Malaysia's natural rubber amounted **67,273** tonnes, increased by **23.3** per cent against **54,547** tonnes in June 2019. People's Republic of China remains as the main natural rubber export destination, **60.3** per cent of total exports in July 2019 followed by Germany (**7.9%**), U.S.A. (**4.1%**), Finland (**4.0%**) and Iran (**2.7%**).

Stocks of natural rubber was recorded **182,358** tonnes in July 2019 as compared to **165,636** tonnes in June 2019, with an increase of **10.1** per cent.

Average price of Latex Concentrate was **476.23** sen per kilogramme in July 2019, decreased by **4.1** per cent. The average price of Standard Malaysian Rubber 20 (S.M.R.20) also decreased **6.9** per cent to **580.82** sen per kilogramme as compared to June 2019.

Total domestic consumption of natural rubber was **41,959** tonnes, an increase of **8.2** per cent against **38,787** tonnes as reported in June 2019. Natural rubber is widely used in the rubber glove industry with **31,089** tonnes or **74.1** per cent of the total domestic consumption.

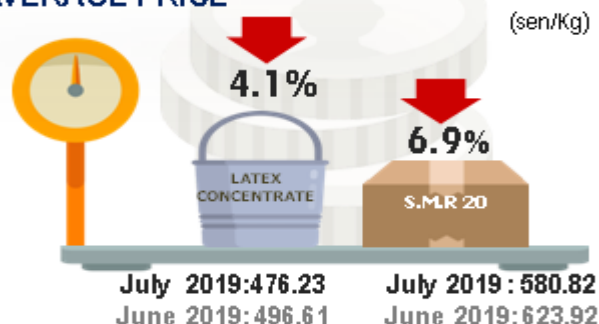


MONTHLY RUBBER STATISTICS, JULY 2019

PRODUCTION



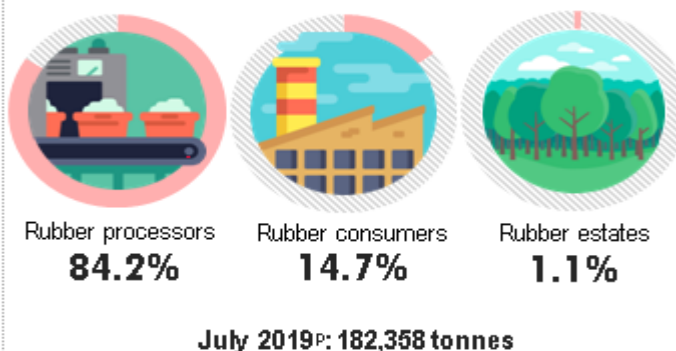
AVERAGE PRICE



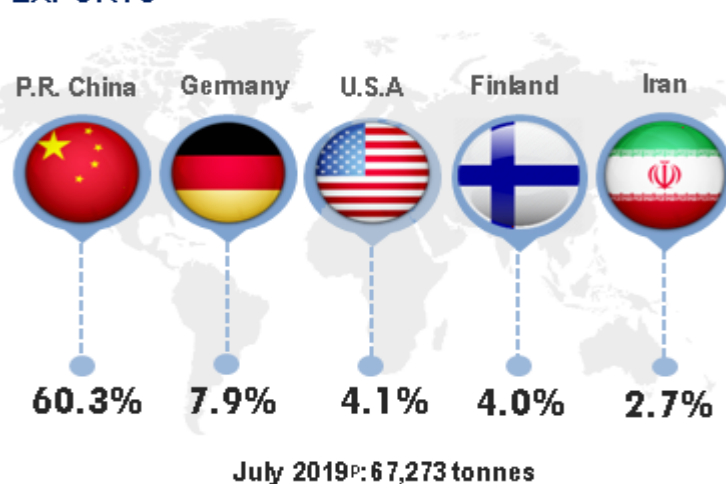
DOMESTIC CONSUMPTION



STOCKS

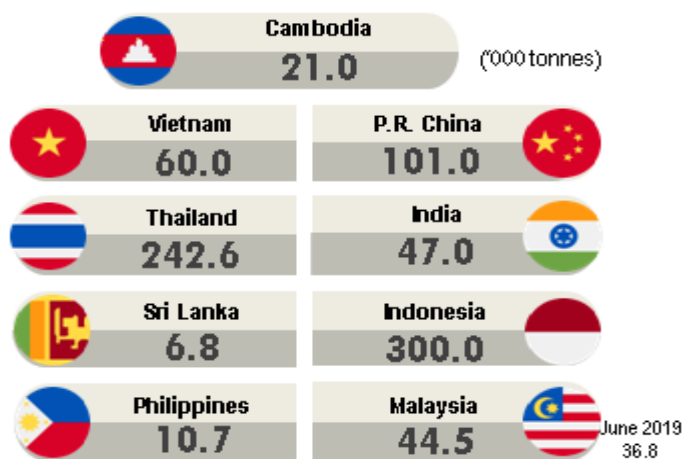


EXPORTS



p = preliminary

Production of natural rubber by main producing countries*, May 2019



Source: Ministry of Primary Industries

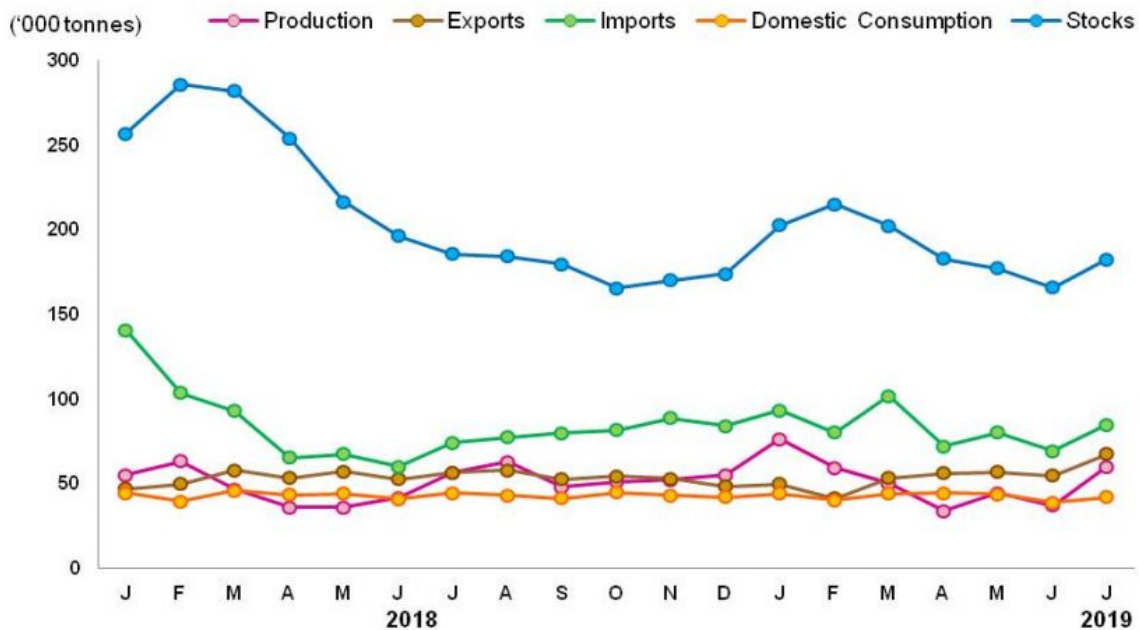
*Association of Natural Rubber Producing Countries (ANRPC)

Table 1 presents the principal statistics of rubber for July 2019 while Chart 1 shows the monthly time series from July 2018 to July 2019.

Table 1: Principal statistics of rubber, July 2019

Principal Statistics	July 2018	June 2019	July 2019	Change month-on-month July 2019/ June 2019 (%)	Change year-on-year July 2019/ July 2018 (%)
Production (tonnes)	56,454	36,796	60,088	63.3	6.4
Exports (tonnes)	56,575	54,547	67,273	23.3	18.9
Imports (tonnes)	74,230	68,925	84,560	22.7	13.9
Domestic consumption (tonnes)	44,188	38,787	41,959	8.2	-5.0
Closing stocks (tonnes)	185,640	165,636	182,358	10.1	-1.8
Number of paid workers (estate)	11,788	10,950	11,160	1.9	-5.3
Salaries & wages (estate) (RM'000)	17,952	15,513	18,539	19.5	3.3

Chart 1: Monthly production, exports, imports, domestic consumption and stocks of natural rubber 2018/2019



*Notes:

Data for July 2019 is **provisional**. The data will be updated based on the latest available figures and subsequently published in the August 2019 publication.

Released By:

DATO' SRI DR. MOHD UZIR MAHIDIN
CHIEF STATISTICIAN MALAYSIA
DEPARTMENT OF STATISTICS, MALAYSIA

 [DrUzir_Mahidin](#)   [Dr_Uzir](#)

13 September 2019

Contact person:

Rohaida binti Mohamad
Public Relation Officer
Strategic Communication and International Division
Department of Statistics, Malaysia
Tel : +603-8885 7942
Fax : +603-8888 9248
Email : rohaida.mohamad[at]dosm.gov.my