



DEPARTMENT OF STATISTICS MALAYSIA

PRESS RELEASE

PRINCIPAL STATISTICS OF LABOUR FORCE, MALAYSIA, FIRST QUARTER (Q1) 2020

DEPARTMENT OF STATISTICS MALAYSIA

PRINCIPAL STATISTICS OF LABOUR FORCE, MALAYSIA
FIRST QUARTER (Q1) 2020

WORKING AGE POPULATION IN MALAYSIA



Q1 2020 : 22.95 million
Q4 2019 : 22.83 million

LABOUR FORCE (million)

| | Male | Female | Total |
|---------|-------|--------|-------|
| Q1 2020 | 15.79 | 9.63 | 6.16 |
| Q4 2019 | 15.77 | 9.59 | 6.18 |

Labour force increased by 0.1 per cent in the first quarter of 2020 as compared to the previous quarter. The labour market remains stable in this quarter because the Movement Control Order (MCO) commences in 18 March 2020.

EMPLOYED PERSONS (million)

| | Male | Female | Total |
|---------|-------|--------|-------|
| Q1 2020 | 15.24 | 9.29 | 5.95 |
| Q4 2019 | 15.25 | 9.29 | 5.96 |

Employed persons decreased by 0.1 per cent in the first quarter of 2020 as compared to the previous quarter. Among the industries have been affected were the accommodation industry, food & beverage service activities and arts, entertainment & recreation.

LABOUR FORCE PARTICIPATION RATE (per cent)

Q4 2019 : 69.1 Q1 2020 : 68.8

| | Male | Female | Total |
|---------|------|--------|-------|
| Q4 2019 | 81.1 | 56.1 | 80.8 |
| Q1 2020 | 80.8 | 55.8 | 68.8 |

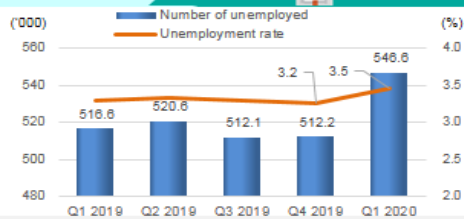
Labour force participation rate (LFPR) in the first quarter of 2020 declined by 0.3 percentage points to 68.8 per cent as compared to the fourth quarter of 2019.

OUTSIDE LABOUR FORCE (million)

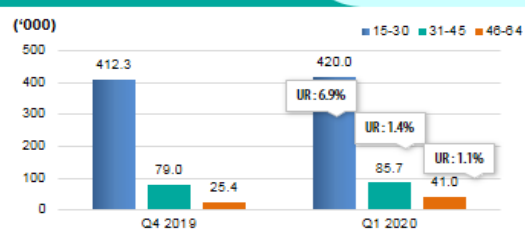
| | Q4 2019 | Q1 2020 |
|----------------------|---------|---------|
| Outside Labour Force | 7.07 | 7.16 |

Outside labour force increased by 1.4 per cent in the first quarter of 2020 as compared to the previous quarter.

UNEMPLOYED



Unemployment rate (UR) increased by 0.3 percentage point to 3.5 per cent in the first quarter of 2020. This was due to the unemployment rate increased to 3.9 per cent in March 2020 reflecting the negative impact of MCO.

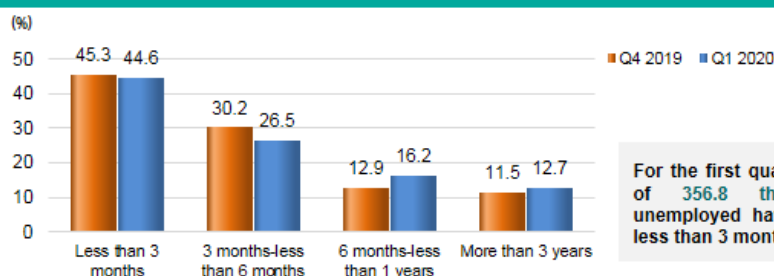


The unemployment for the youth age group of 15-30 years recorded the highest of unemployment rate (6.9%) followed by 31-45 years (1.4%) and age group 46-64 (1.1%) in the first quarter of 2020.



PRINCIPAL STATISTICS OF LABOUR FORCE, MALAYSIA FIRST QUARTER (Q1) 2020

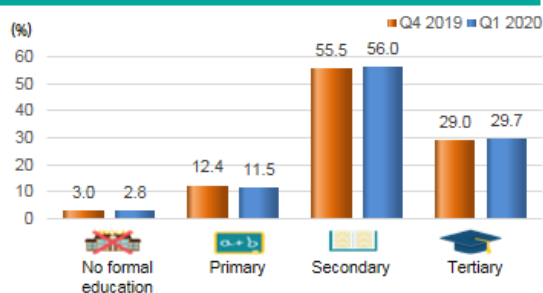
UNEMPLOYMENT PERIOD FOR ACTIVE UNEMPLOYED



For the first quarter of 2020, 44.6 per cent of 356.8 thousand persons active unemployed have obtained employment in less than 3 months.

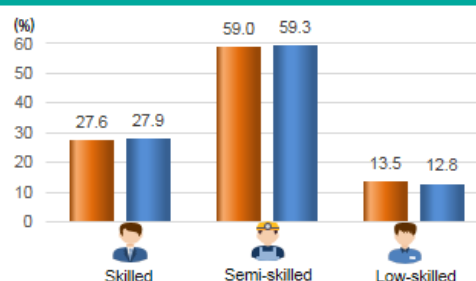
PROFILE OF EMPLOYED PERSONS

EMPLOYED PERSONS BY EDUCATIONAL ATTAINMENT



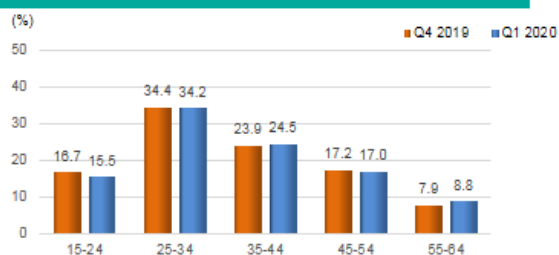
The majority of the working population has secondary education (56.0%) and this group registered an increase of 0.7 per cent in the first quarter of 2020 as compared to the previous quarter.

EMPLOYED PERSONS BY SKILL LEVEL



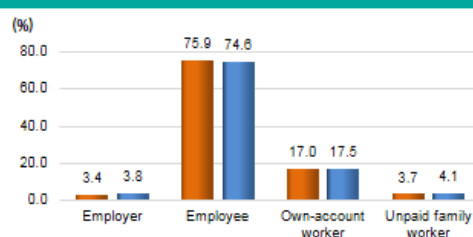
Employed persons in the semi-skilled category dominated the labour market (59.3%) and the numbers registered an increase of 0.4 per cent in the first quarter of 2020 as compared to the previous quarter.

EMPLOYED PERSONS BY AGE GROUP



Most of the working population was in 25-34 age group and it registered a decrease of 0.6 per cent in the first quarter of 2020 as compared to the previous quarter.

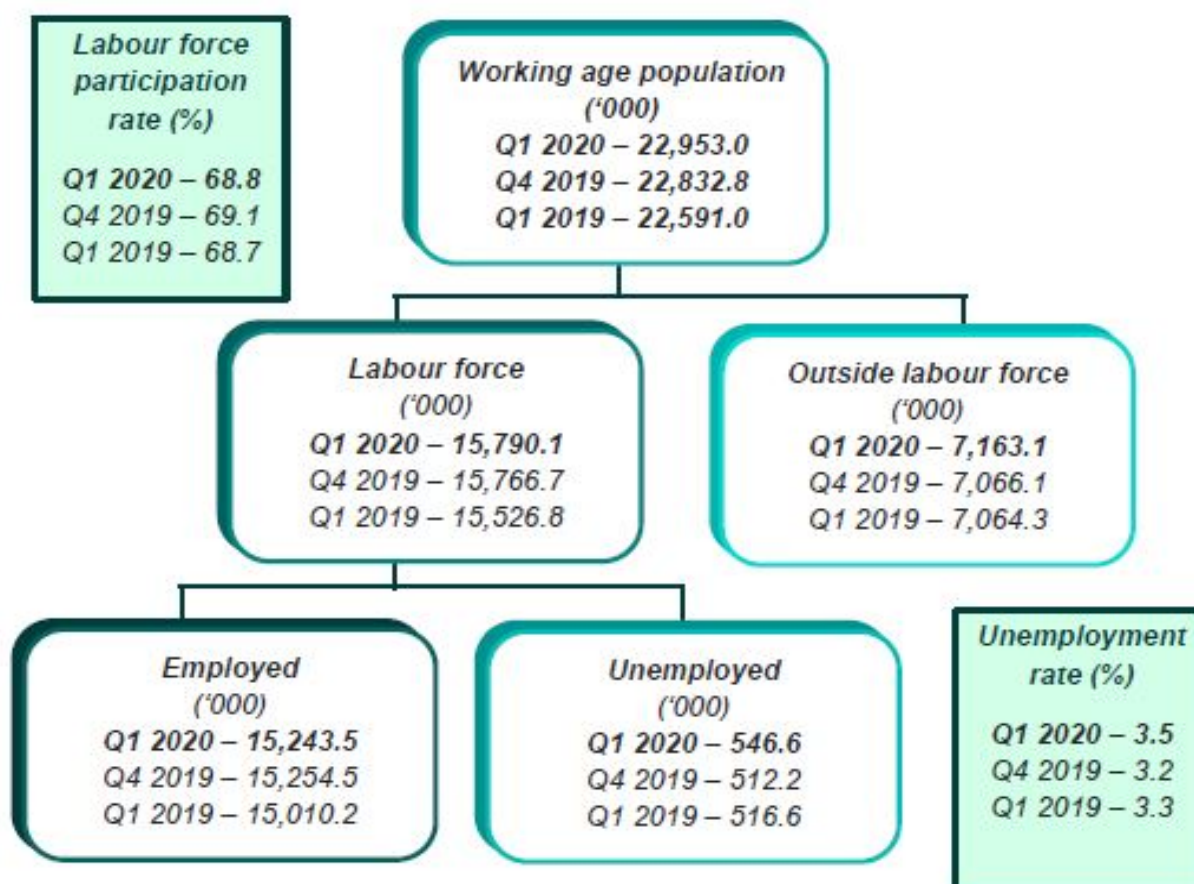
EMPLOYED PERSONS BY EMPLOYMENT STATUS



Employed persons in the employee category dominated the labour market and this category declined 1.7 per cent in the first quarter of 2020 as compared to the previous quarter.

LABOUR FORCE IN MALAYSIA

Exhibit 2: Principal statistics of labour force, Malaysia, First Quarter (Q1) 2019, Fourth Quarter (Q4) 2019 & First Quarter (Q1) 2020



| Main indicator | Q1 2019 | | Q4 2019 | | Q1 2020 | |
|-------------------------------------|---------|---------|---------|---------|---------|---------|
| | Male | Female | Male | Female | Male | Female |
| Labour force ('000) | 9,469.5 | 6,057.3 | 9,589.2 | 6,177.5 | 9,625.5 | 6,164.6 |
| Employed ('000) | 9,149.6 | 5,860.5 | 9,290.8 | 5,963.7 | 9,294.5 | 5,949.0 |
| Outside labour force ('000) | 2,241.5 | 4,822.7 | 2,233.3 | 4,832.8 | 2,280.7 | 4,882.5 |
| Labour force participation rate (%) | 80.9 | 55.7 | 81.1 | 56.1 | 80.0 | 55.8 |
| Employment to population ratio (%) | 78.1 | 53.9 | 78.6 | 54.2 | 78.1 | 53.9 |

The highest unemployment rate (3.5%) since second quarter of 2017

Labour force and employed persons in Malaysia recorded a growth of 1.7 per cent and 1.6 per cent as compared to the first quarter of 2019 to 15.79 million persons and 15.24 million persons respectively.

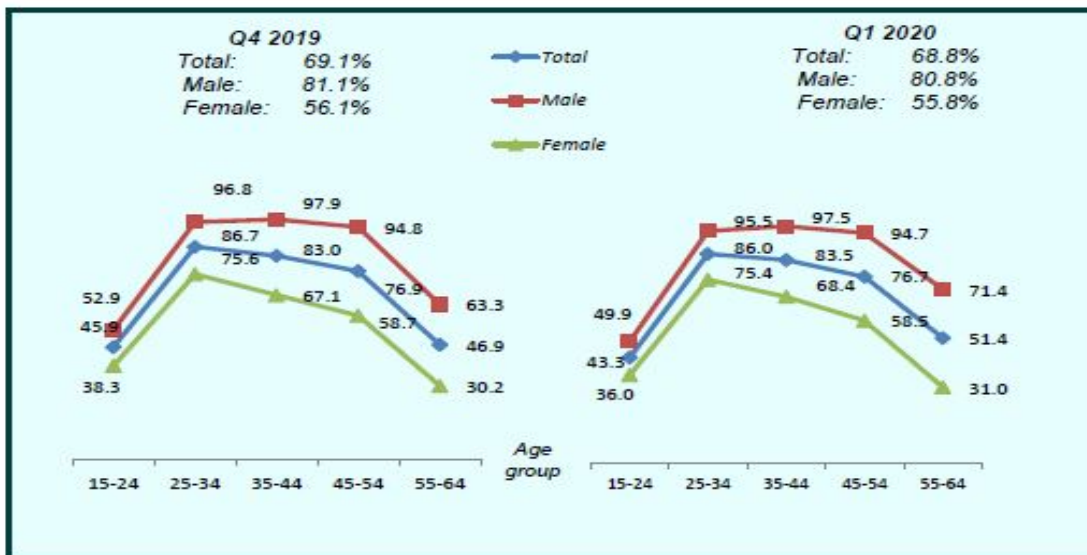
Quarter-on-quarter comparison showed that labour force increased at the slower rate 0.1 per cent and employed persons decreased 0.1 per cent as compared to the previous quarter. Labour force participation rate (LFPR) in this quarter declined 0.3 percentage points to 68.8 per cent as compared to the fourth quarter of 2019. Meanwhile, the working age population who outside the labour force was 31.2 per cent.

The unemployment rate in this quarter increased to 3.5 per cent as compared to 3.2 per cent in the fourth quarter of 2019 due to an increase in unemployment rate in March 2020. This high unemployment rate was mainly attributed to the adverse impact of the Movement Control Order (MCO) on the labor market.

The number of unemployed was estimated at 546.6 thousand persons, increased 5.8 per cent as compared to the same quarter last year. The increase in the unemployment rate can be attributed to the negative impacts caused by the MCO. (Exhibit 2)

Female LFPR decreased 0.3 percentage points to 55.8 per cent

Exhibit 3: Labour Force Participation Rate by Sex and Age Group, Malaysia, Fourth Quarter (Q4) 2019 & First Quarter (Q1) 2020



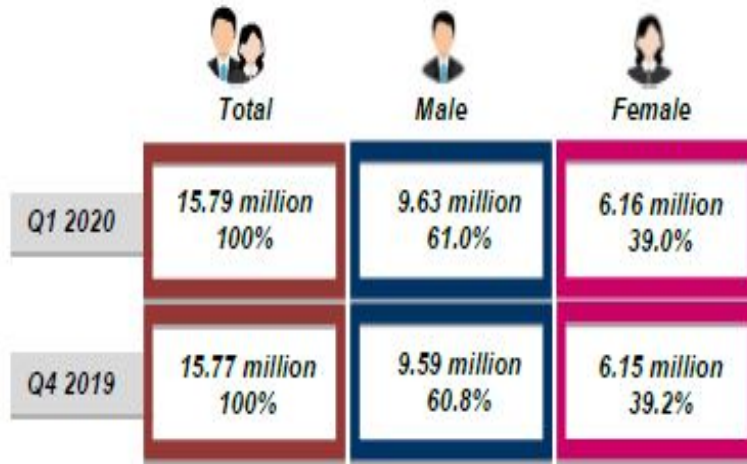
Female LFPR in the first quarter of 2020 was 55.8 per cent at the national level, declined 0.3 percentage points as compared to the previous quarter. The highest female LFPR in the labour market were the age group of 25 to 34 years (75.4%) followed by 35 to 44 years (68.4%) and 45 to 54 years (58.5%).

Male LFPR decreased by 0.3 percentage points to 80.8 per cent as compared to the previous quarter. The age group that recorded the highest male LFPR was 35 to 44 years (97.5%) followed by 25 to 34 years (95.5%) and 45 to 54 years (94.7%). (Exhibit 3)

The employment to population ratio in Malaysia for male decreased by 0.5 per cent to 78.1 per cent and for female decreased by 0.3 per cent to 53.9 per cent as compared to the fourth quarter of 2019. (Table 1)

Female represented 39.0 per cent of the labour force

Exhibit 4: Labour Force by Sex, Malaysia, Fourth Quarter (Q4) 2019 & First Quarter (Q1) 2020



In the first quarter of 2020, the labour force comprised of 61.0 per cent male (9.63 million) and 39.0 per cent female (6.16 million). The number of labour force for male increased by 36,303 persons while female decreased by 12,888 persons as compared to the fourth quarter of 2019.

The detailed information and technical notes are published in the Labour Force Survey Report, Malaysia, Second Quarter 2019. This report is accessible and downloadable free of charge through the [eStatistik](#) application in DOSM web page, www.dosm.gov.my.

Released By:

DATO' SRI DR. MOHD UZIR MAHIDIN
CHIEF STATISTICIAN MALAYSIA
DEPARTMENT OF STATISTICS, MALAYSIA
8 May 2020

Contact person:

Mohd Yusrizal bin Ab. Razak
Public Relation Officer
Strategic Communication and International Division
Department of Statistics, Malaysia
Tel : +603-8885 7942
Fax : +603-8888 9248
Email : [yusrizal.razak\[at\]dosm.gov.my](mailto:yusrizal.razak[at]dosm.gov.my)