



DEPARTMENT OF STATISTICS MALAYSIA

PRESS RELEASE

MONTHLY RUBBER STATISTICS MALAYSIA, OCTOBER 2019

Natural rubber production in October 2019 decreased 5.2 per cent year on year

Malaysia's natural rubber production decreased **5.2** per cent in October 2019 to **48,549** tonnes as compared to the same month in the previous year. Comparison month on month also showed a decrease of **21.4** per cent from **61,731** tonnes, which is recorded in September 2019.

Exports of Malaysia's natural rubber amounted **50,600** tonnes, increased by **5.3** per cent against **48,058** tonnes in September 2019. The primary natural rubber export destination is People's Republic of China with a share of **39.3** per cent from total exports in October 2019 followed by Germany (**11.2%**), Iran (**6.2%**), U.S.A. (**3.3%**) and Finland (**3.2%**).

Stocks of natural rubber was **189,895** tonnes in October 2019 as compared to **189,504** tonnes in September 2019, an increase of **0.2** per cent.

Average price of Latex Concentrate was **425.61** sen per kilogramme in October 2019, decreased by **2.9** per cent as compared to September 2019. Similarly, the average price of Standard Malaysian Rubber 20 (S.M.R. 20) also decreased by **2.7** per cent to **536.50** sen per kilogramme for the same period.

Total domestic consumption of natural rubber was **41,924** tonnes, an increase of **6.8** per cent against **39,264** tonnes as reported in September 2019. Rubber gloves industry dominates the use of natural rubber with **31,677** tonnes or **75.6** per cent of the total domestic consumption.



MONTHLY RUBBER STATISTICS, OCTOBER 2019

PRODUCTION



AVERAGE PRICE



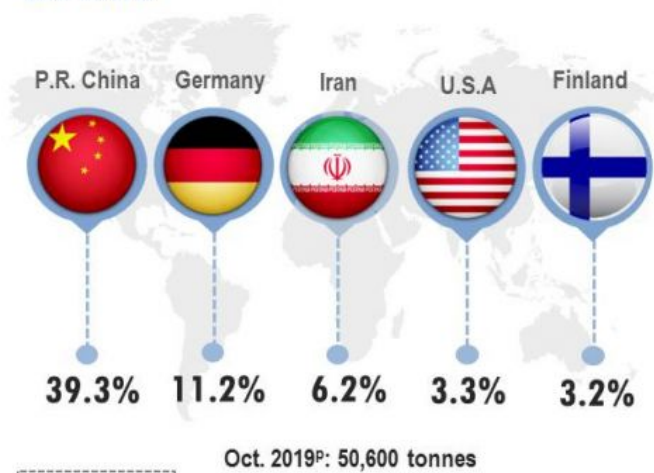
DOMESTIC CONSUMPTION



STOCKS



EXPORTS



p = preliminary

Production of natural rubber by main producing countries*, July 2019



Source: Ministry of Primary Industries

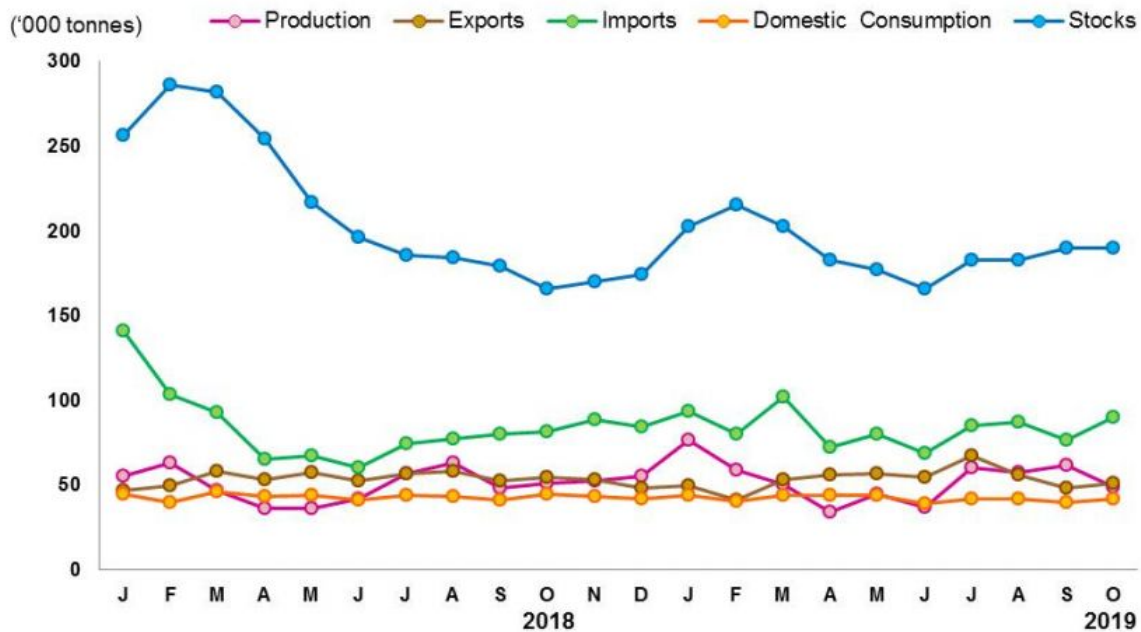
*Association of Natural Rubber Producing Countries (ANRPC)

Table 1 presents the principal statistics of rubber for October 2019 while Chart 1 shows the monthly time series from October 2018 to October 2019.

Table 1: Principal statistics of rubber, October 2019

| Principal Statistics | October 2018 | September 2019 | October 2019 | Change month-on-month October 2019/ September 2019 (%) | Change year-on-year October 2019/ October 2018 (%) |
|------------------------------------|--------------|----------------|--------------|--|--|
| Production (tonnes) | 51,209 | 61,731 | 48,549 | -21.4 | -5.2 |
| Exports (tonnes) | 54,189 | 48,058 | 50,600 | 5.3 | -6.6 |
| Imports (tonnes) | 81,462 | 76,578 | 89,809 | 17.3 | 10.2 |
| Domestic consumption (tonnes) | 44,771 | 39,264 | 41,924 | 6.8 | -6.4 |
| Closing stocks (tonnes) | 165,550 | 189,504 | 189,895 | 0.2 | 14.7 |
| Number of paid workers (estate) | 11,756 | 11,073 | 11,038 | -0.3 | -6.1 |
| Salaries & wages (estate) (RM'000) | 16,760 | 18,199 | 17,005 | -6.6 | 1.5 |

Chart 1: Monthly production, exports, imports, domestic consumption and stocks of natural rubber 2018/2019






*Notes:

Data for October 2019 is **provisional**. The data will be updated based on the latest available figures and subsequently published in the November 2019 publication.

Released By:

DATO' SRI DR. MOHD UZIR MAHIDIN
CHIEF STATISTICIAN MALAYSIA
DEPARTMENT OF STATISTICS, MALAYSIA

 [DrUzir_Mahidin](#)   [Dr_Uzir](#)

9 December 2019

Contact person:

Rohaida binti Mohamad
Public Relation Officer
Strategic Communication and International Division
Department of Statistics, Malaysia
Tel : +603-8885 7942
Fax : +603-8888 9248
Email : rohaida.mohamad[at]dosm.gov.my