



DEPARTMENT OF STATISTICS MALAYSIA

PRESS RELEASE

MALAYSIA EXTERNAL TRADE INDICES NOVEMBER 2018

Jabatan Perangkaan Malaysia
 Department of Statistics Malaysia
<https://www.dosm.gov.my>

@StatsMalaysia

EXTERNAL TRADE INDICES **NOVEMBER 2018**

The Export & Import Unit Value Indices recorded decreases at **0.1%** and **0.6%** respectively.



Note: Semua perubahan berdasarkan perbandingan bulan ke bulan. All changes are based on month-on-month comparison.

Sumber : Indeks Perdagangan Luar Negeri, November 2018. Source : External Trade Indices, November 2018

Exports

On a month-on-month (m-o-m) basis, in November 2018, the **export unit value index** registered a decrease of 0.1% to 116.2 points. This was mainly attributed to animal & vegetable oils & fats (-1.8%), manufactured goods (-0.8%) and mineral fuels (-0.7%). Meanwhile, the **export volume index** decreased 12.0% to 137.1 points. This was led by machinery & transport equipment (-17.3%), manufactured goods (-12.0%) and chemicals (-12.0%). In seasonally adjusted terms, the **export volume index** decreased 11.3% to 132.4 points.

When compared to the previous year, the **export unit value index** registered a rise of 2.9% and **export volume index** decreased 1.3%.

Imports

In November 2018, the **import unit value index** decreased 0.6% to 120.0 points which was led by mineral fuels (-5.4%) and miscellaneous manufactured articles (-0.1%). Meanwhile, the **import volume index** decreased 2.9% to 146.4 points. This was mainly contributed by mineral fuels (-7.7%), chemicals (-5.7%) and machinery & transport equipment (-2.9%). In seasonally adjusted terms, the **import volume index** in November 2018 increased 0.4% to 145.4 points.

On a year-on-year basis, the **import unit value index** and **volume index** grew 3.3% and 1.6% respectively.

Terms of trade

Malaysia's **terms of trade** increased 0.6% to 96.8 points when compared with October 2018. On a year-on-year basis, Malaysia's **terms of trade** registered a reduction of 0.4% from 97.3 points.




For more details, please refer to the Department's portal: www.dosm.gov.my

***Notes:**

The November 2018 data is provisional and subject to revision in later issues.

Released By:

DATO' SRI DR. MOHD UZIR MAHIDIN
CHIEF STATISTICIAN MALAYSIA
DEPARTMENT OF STATISTICS, MALAYSIA

 DrUzir_Mahidin   dr_uzir

4 JANUARY 2019

Contact person:

Ho Mei Kei
Public Relation Officer
Strategic Communication and International Division
Department of Statistics, Malaysia
Tel : +603-8885 7942
Fax : +603-8888 9248
Email : mkho[at]dosm.gov.my