



**PRESS RELEASE**

**REPORT ON HOUSEHOLD EXPENDITURE**

**2014**

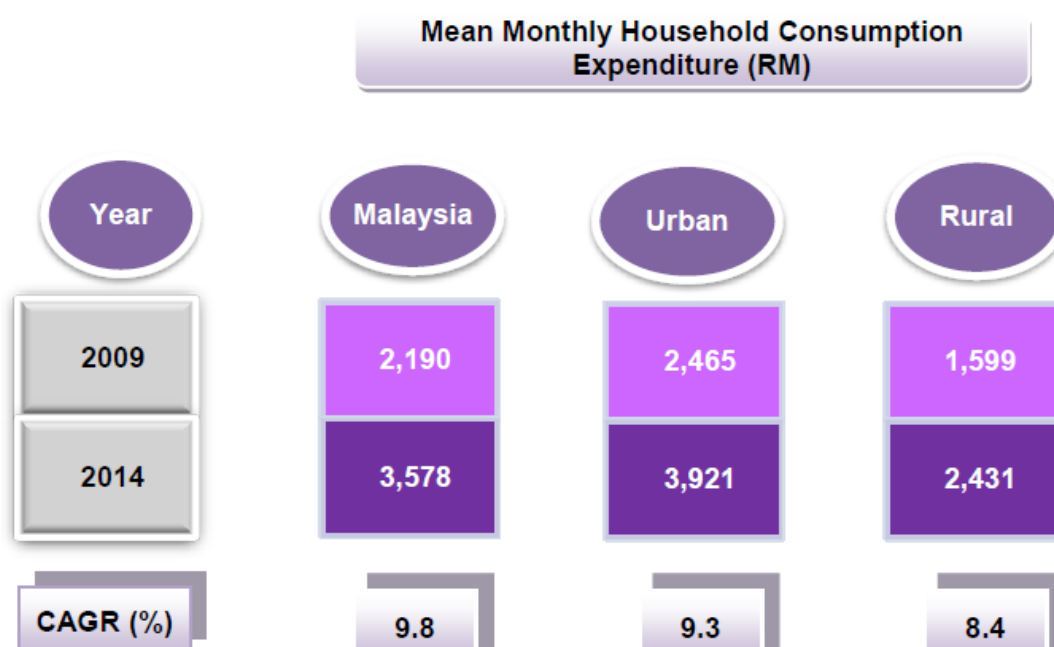
The household consumption expenditure statistics is obtained based on the findings from Household Expenditure Survey (HES) conducted in 2014. The surveys has been carried out using personal interview approach in 12 months period in 2014 covered urban and rural area for all states. The survey is carried out by probability sampling that represents all households in Malaysia.

**KEY FINDINGS**

**Mean Monthly Household Consumption Expenditure**

The mean monthly household consumption expenditure for Malaysia increased from RM2,190 in 2009 to RM3,578 in 2014 which was 9.8 per cent per annum at the nominal value. While at a real value, the annual growth rate is 7.5 per cent for the same period.

The mean monthly household consumption expenditure in urban showed an increment at a rate of 9.3 per cent annually from RM2,465 to RM3,921 while in rural also increased at a rate of 8.4 per cent annually from RM1,599 to RM2,431 for the period of 2009 to 2014.




Note: Compounded Annual Growth Rate (2009-2014 : %)

## Mean Monthly Household Consumption Expenditure By State

Findings in 2014 reveals that W.P. Putrajaya recorded the highest mean monthly household consumption expenditure (RM5,627), followed by W.P. Kuala Lumpur (RM5,559), Selangor (RM4,646), Melaka (RM3,809) and Johor (RM3,808). The other states recorded the mean monthly household consumption expenditure below the national level (RM3,578).

Compared to 2009, all states recorded an increase in the mean monthly household consumption expenditure. During the period, six states exceeded the national growth rate of 9.8 per cent. W.P. Putrajaya and Johor recorded the highest growth rate which was 12.7 per cent, followed by W.P. Kuala Lumpur (12.1%), Selangor (11.1%), Terengganu (10.0%) and Negeri Sembilan (10.0%).

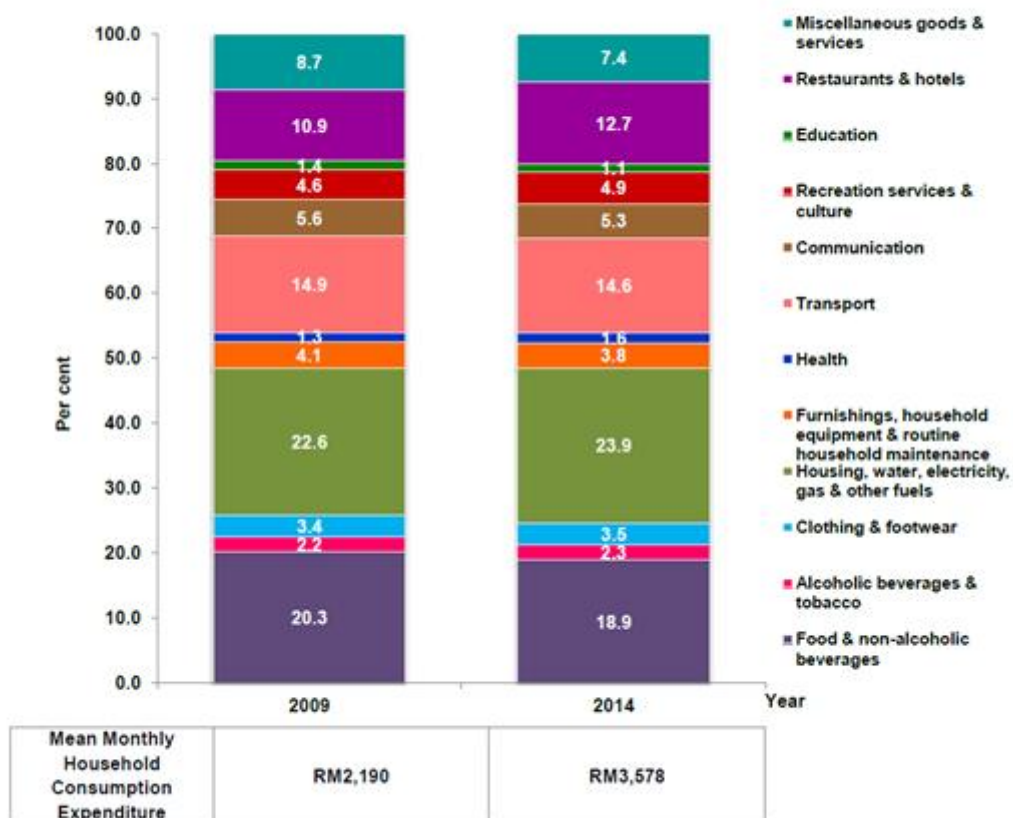


## Composition of Monthly Household Consumption Expenditure

The Main Group of Housing, water, electricity, gas & other fuels was the biggest contributor for the overall monthly household consumption expenditure in 2009 and 2014. The percentage of consumption expenditure for this Main Group recorded an increment from 22.6 per cent in 2009 to 23.9 per cent in 2014.

The percentage of consumption expenditure for Main Group of Alcoholic beverages & tobacco; Clothing & footwear; Health; Recreation services & culture; and Restaurants & hotels also increased in 2014 as compared to 2009.

## The Composition of Monthly Household Consumption Expenditure, Malaysia, 2009 and 2014



The detailed information regarding this report can be accessed through the [eStatistik](#) application in Department of Statistics Malaysia website, [www.dosm.gov.my](http://www.dosm.gov.my).

**Released By:**

**THE OFFICE OF CHIEF STATISTICIAN MALAYSIA  
DEPARTMENT OF STATISTICS, MALAYSIA  
17 NOVEMBER 2015**

**Contact person:**

Norrita binti Amran  
Public Relation Officer  
Corporate and User Services Division  
Department of Statistics, Malaysia  
**Tel** : +603-8885 7942  
**Fax** : +603-8888 9248  
**Email** : [\[email protected\]](#)