



DEPARTMENT OF STATISTICS MALAYSIA

PRESS RELEASE

ANNUAL ECONOMIC STATISTICS 2018

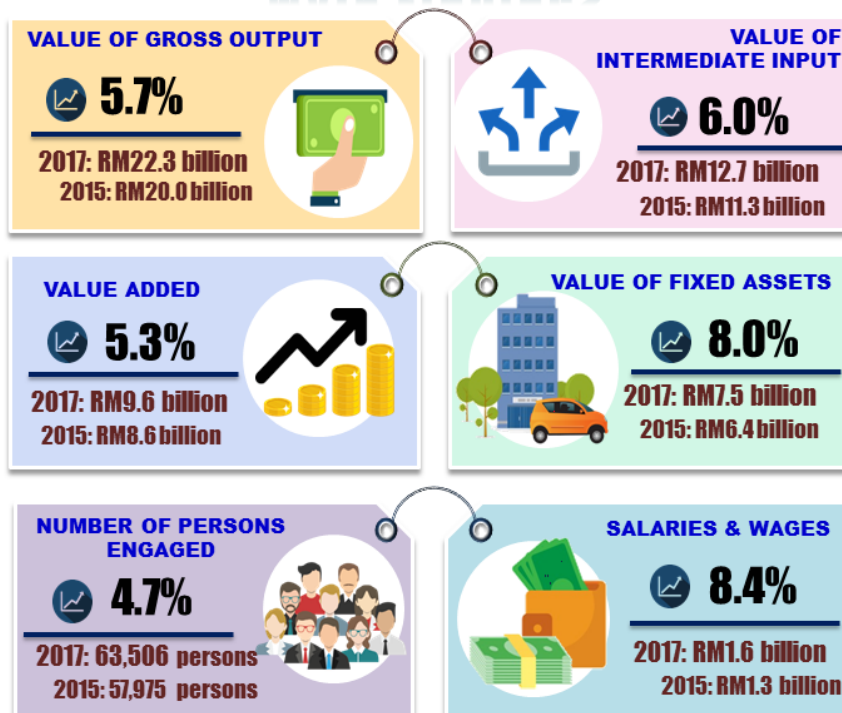
ARTS, ENTERTAINMENT AND RECREATION SERVICES

INTRODUCTION

This publication presents statistics on arts, entertainment and recreation services which obtained from the Annual Economic Survey 2018 for reference year 2017. Arts, entertainment and recreation services comprise of creative, arts and entertainment activities; museums, amusement and cultural activities and sports and recreation activities. The main statistics such as value of gross output, value of intermediate input, value added, number of persons engaged, salaries & wages paid as well as value of fixed assets owned are also presented in this publication.



MAIN FINDINGS



Annual growth rate 2015-2017

## **PERFORMANCE OF ARTS, ENTERTAINMENT AND RECREATION SERVICES**

The arts, entertainment and recreation services recorded value of gross output RM22.3 billion in 2017 compared to RM20.0 billion in 2015 with an annual growth rate of 5.7 per cent per annum. In line with the value of gross output, the value of intermediate input also rose 6.0 per cent per annum from RM11.3 billion to RM12.7 billion for the same period, thus resulting a value added of RM9.6 billion in 2017.

### **VALUE OF GROSS OUTPUT**

In 2017, value of gross output generated for arts, entertainment and recreation services amounted to RM22.3 billion and registered an annual growth rate of 5.7 per cent per annum. Sports and recreation activities recorded the highest value of gross output with RM18.8 billion (84.4%), followed by museums, amusement and cultural activities (RM2.8 billion; 12.7%) and creative, arts and entertainment activities (RM0.6 billion; 2.9%).

### **VALUE ADDED**




A total of RM9.6 billion value added was generated from arts, entertainment and recreation services in 2017 with an annual growth rate of 5.3 per cent per annum within the period of two years. Sports and recreation activities recorded the highest value added in 2017 which amounted to RM7.8 billion (81.1%). This was followed by museums, amusement and cultural activities (RM1.5 billion; 15.4%) and creative, arts and entertainment activities (RM0.3 billion; 3.5%).

### **NUMBER OF PERSONS ENGAGED**

Number of persons engaged in these services were 63,506 persons with salaries & wages paid amounting to RM1.6 billion. Workers in sports and recreation activities received the highest salaries & wages with RM0.9 billion or 56.1 per cent as compared to RM0.8 billion in 2015. This was followed by museums, amusement and cultural activities (RM0.6 billion; 35.2%) and creative, arts and entertainment activities (RM0.1 billion; 8.7%).

#### **Released By:**

**DATO' SRI DR. MOHD UZIR MAHIDIN**  
**CHIEF STATISTICIAN MALAYSIA**  
**DEPARTMENT OF STATISTICS, MALAYSIA**

 [DrUzir\\_Mahidin](#)   [Dr\\_Uzir](#)

**27 March 2019**

#### **Contact person:**

Ho Mei Kei  
Public Relation Officer  
Strategic Communication and International Division  
Department of Statistics, Malaysia  
**Tel** : +603-8885 7942  
**Fax** : +603-8888 9248  
**Email** : mkho[at]dosm.gov.my