



Main Highlights



32.5 million population
in third quarter 2018



127.9 thousand live births
in third quarter 2018



41.3 thousand deaths
in third quarter 2018



Increase by 1.0 per cent
compared to third quarter
2017



Decrease by 2.2 per cent
compared to third quarter
2017



Decrease by 0.5 per cent
compared to third quarter
2017

Demographic Statistics by Selected Variables

Table 1: Demographic statistics by sex, third quarter (Q3) 2017 and 2018, Malaysia

	Third quarter (Q3) 2018 ^a	Third quarter (Q3) 2017	Year-on-year change (%)
Total population ('000)	32,475.8	32,154.1	1.0
Male	16,767.5	16,615.6	0.9
Female	15,708.3	15,538.5	1.1
Live births ('000)	127.9	130.8	-2.2
Male	66.3	67.4	-3.1
Female	61.6	63.4	-3.2
Deaths ('000)	41.3	41.5	-0.5
Male	24.0	23.8	0.8
Female	17.3	17.7	-2.1

Chart 1: Demographic statistics by quarter 2017 and 2018, Malaysia

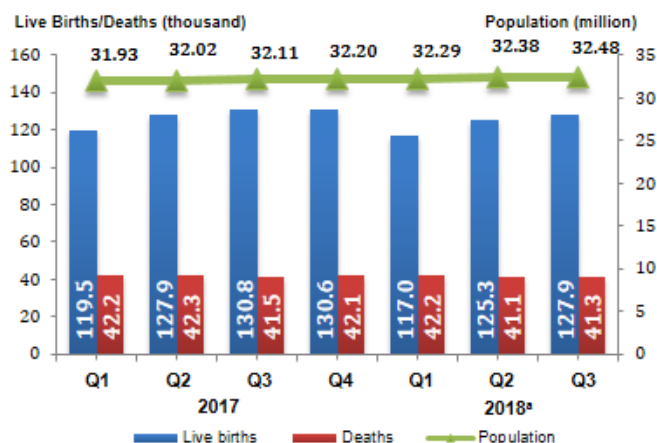
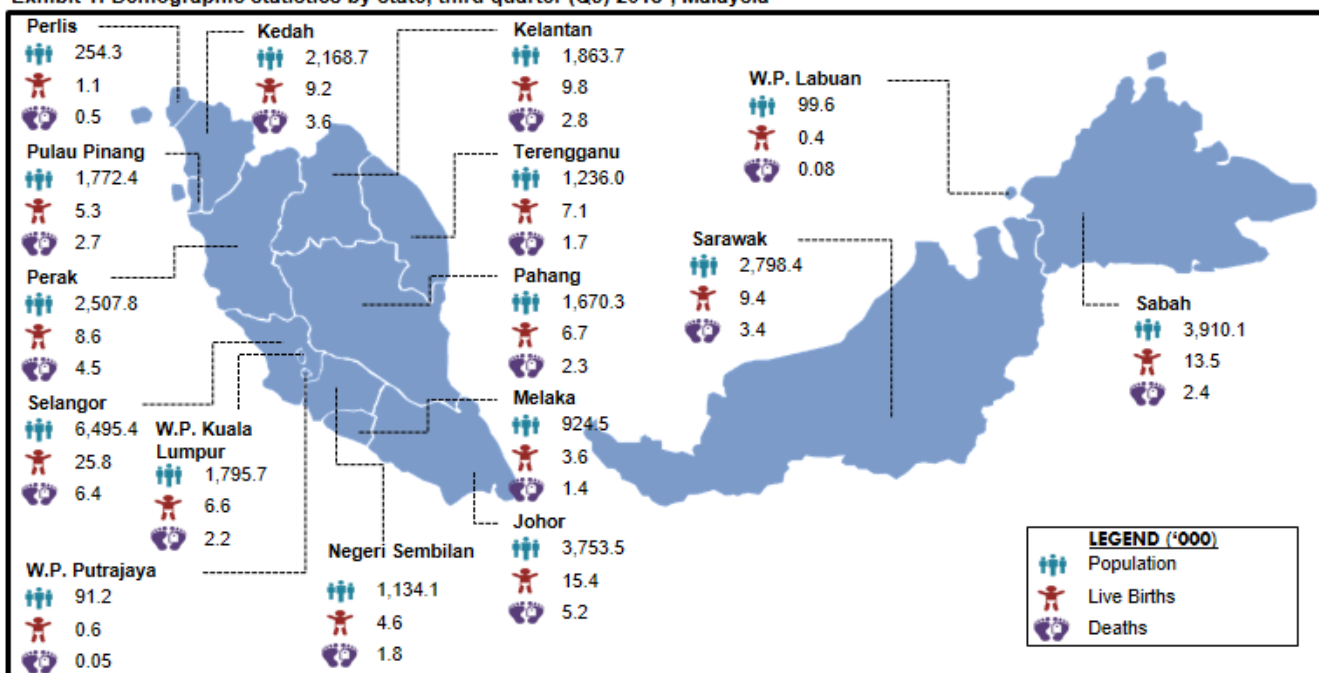





Exhibit 1: Demographic statistics by state, third quarter (Q3) 2018^a, Malaysia



Released By:

**DATO' SRI DR. MOHD UZIR MAHIDIN
CHIEF STATISTICIAN MALAYSIA
DEPARTMENT OF STATISTICS, MALAYSIA**

 [DrUzir_Mahidin](#)   [Dr_Uzir](#)

13 November 2018

Contact person:

Ho Mei Kei
Public Relation Officer
Strategic Communication and International Division
Department of Statistics, Malaysia
Tel : +603-8885 7942
Fax : +603-8888 9248
Email : mkho[at]dosm.gov.my