





DEPARTMENT OF STATISTICS MALAYSIA


PRESS RELEASE

VOLUME INDEX OF SERVICES (2010=100) THIRD QUARTER 2018

Volume Index of Services recorded a growth of 7.8 per cent to 165.2 points in third quarter of 2018



Department of Statistics Malaysia
<https://www.dosm.gov.my>


 @StatsMalaysia



Volume Index of Services Third Quarter 2018 (2010=100)

Annual Percentage Change by Segment


Volume Index of Services rose 7.8% in third quarter 2018 as compared 6.8% in second quarter 2018



Annual Percentage Change by Sub-sector

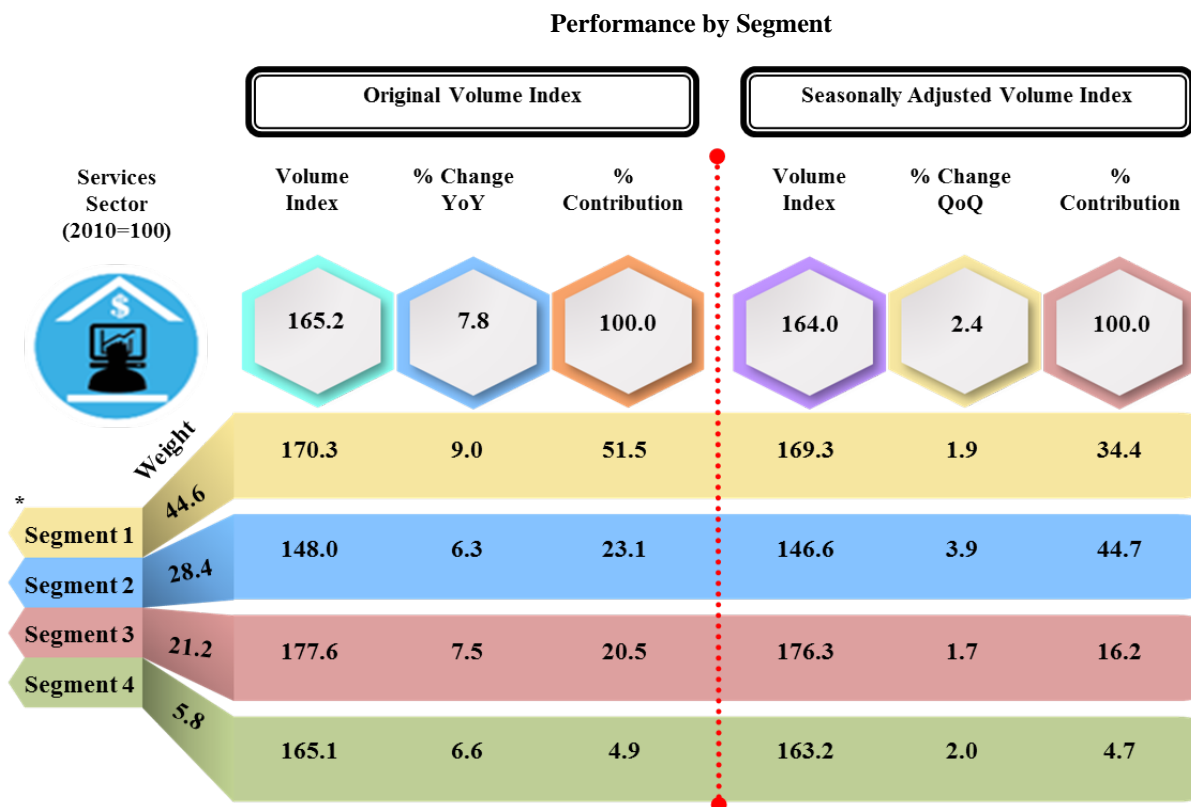


Source: Volume Index of Services, Third Quarter 2018, Department of Statistics, Malaysia

Performance of Services Sector

Volume Index of Services recorded a growth of **7.8 per cent** to **165.2 points** in third quarter 2018 as compared to the same quarter previous year.

The increase was contributed by Wholesale & Retail Trade, Food & Beverages and Accommodation segment (**9.0%**). Seasonally adjusted volume index of this sector increased by **2.4 per cent** as compared to the previous quarter.



*Notes.

Segment 1	Wholesale & Retail Trade, Food & Beverages and Accommodation Segment
Segment 2	Finance, Real Estate and Professional Segment
Segment 3	Information & Communication and Transportation & Storage Segment
Segment 4	Other Services Segment

Wholesale & Retail Trade, Food & Beverages and Accommodation

The segment of Wholesale & Retail Trade, Food & Beverages and Accommodation posted a positive growth of **9.0 per cent** as compared with the same quarter of 2017. This increase was underpinned by Food & Beverages and Wholesale & Retail Trade sub-sectors, **9.7 per cent** and **9.1 per cent** respectively. Seasonally adjusted volume index of this segment rose by **1.9 per cent** as compared to the previous quarter.

Finance, Real Estate and Professional

The volume index of Finance, Real Estate and Professional segment grew by **6.3 per cent** as compared to the corresponding quarter of 2017. This increase was spurred by the growth in Professional sub-sector at **11.3 per cent**. Seasonally adjusted volume index of Finance, Real Estate and Professional segment went up by **3.9 per cent** as against second quarter 2018.

Information & Communication and Transportation & Storage

Information & Communication and Transportation & Storage segment expanded by **7.5 per cent** as compared with the same quarter of previous year. This growth was supported by Information & Communication sub-sector at **8.4 per cent**. On a quarterly basis, seasonally adjusted volume index in this segment increased by **1.7 per cent**.

Other Services

Other Services segment registered a growth of **6.6 per cent** as compared to the third quarter of 2017. This increase was primarily reflected by the positive growth in Arts, Entertainment & Recreation sub-sector at **8.6 per cent**. Seasonally adjusted volume index of Other Services segment edged up by **2.0 per cent** as against second quarter 2018.

***Notes:**

Data for third quarter 2018 is **provisional**. The data will be updated based on the latest available figures and subsequently published in the publication fourth quarter 2018.

Released By:

DATO' SRI DR. MOHD UZIR MAHIDIN
CHIEF STATISTICIAN MALAYSIA
DEPARTMENT OF STATISTICS MALAYSIA
12 November 2018

Contact person:

Ho Mei Kei
Public Relation Officer
Strategic Communication and International Division
Department of Statistics, Malaysia
Tel : +603-8885 7942
Fax : +603-8888 9248
Email : mkho[at]dosm.gov.my