



PRESS RELEASE
REPORT OF HOUSEHOLD INCOME AND BASIC AMENITIES SURVEY 2014

Household Income and Basic Amenities Survey (HIS& BA) 2014 is the latest survey regarding the household income and basic amenities conducted by the Department of Statistics, Malaysia. This survey collects data on the characteristics of Malaysian household and has been carried out using personal interview approach in twelve months period in 2014. All states have been covered in this survey include urban and rural strata. The survey is carried out by probability sample that represents all households of Malaysian citizen.

KEY FINDINGS

The report contains the finding on statistics of household income, statistics of incidence of poverty, statistics of basic amenities and statistics of basic amenities for poor households.

HOUSEHOLD INCOME

In general, there are four sources of income that can be received (accrued) by household that are income from Paid Employment, Self-Employed, income from Property & Investments and Current Transfer received. A household can have more than one income recipient and the income received can be from various sources.

Area	Median Income (RM)			Mean Income (RM)		
	2012	2014	Compounded Annual Growth Rate (CAGR) (%)	2012	2014	Compounded Annual Growth Rate (CAGR) (%)
Malaysia	3,626	4,585	11.7	5,000	6,141	10.3
Urban	4,238	5,156	9.8	5,742	6,833	8.7
Rural	2,372	3,123	13.8	3,080	3,831	10.9

Median Income

Median monthly household income for Malaysian in 2014 increased to RM4,585 than RM3,626 in 2012 which is growing at the rate of 11.7 per cent annually.

Median monthly household income by strata, increased in the urban with the growth rate of 9.8 per cent per annum from RM4,238 in year 2012 to RM5,156 in 2014. Concurrently, the median monthly household income in rural area is also increased with 13.8 per cent per annum from RM2,372 to RM3,123.

Mean Income

Mean monthly household income for Malaysian has increased from RM5,000 in 2012 to RM6,141 in 2014. This shows an increase of 10.3 per cent per annum.

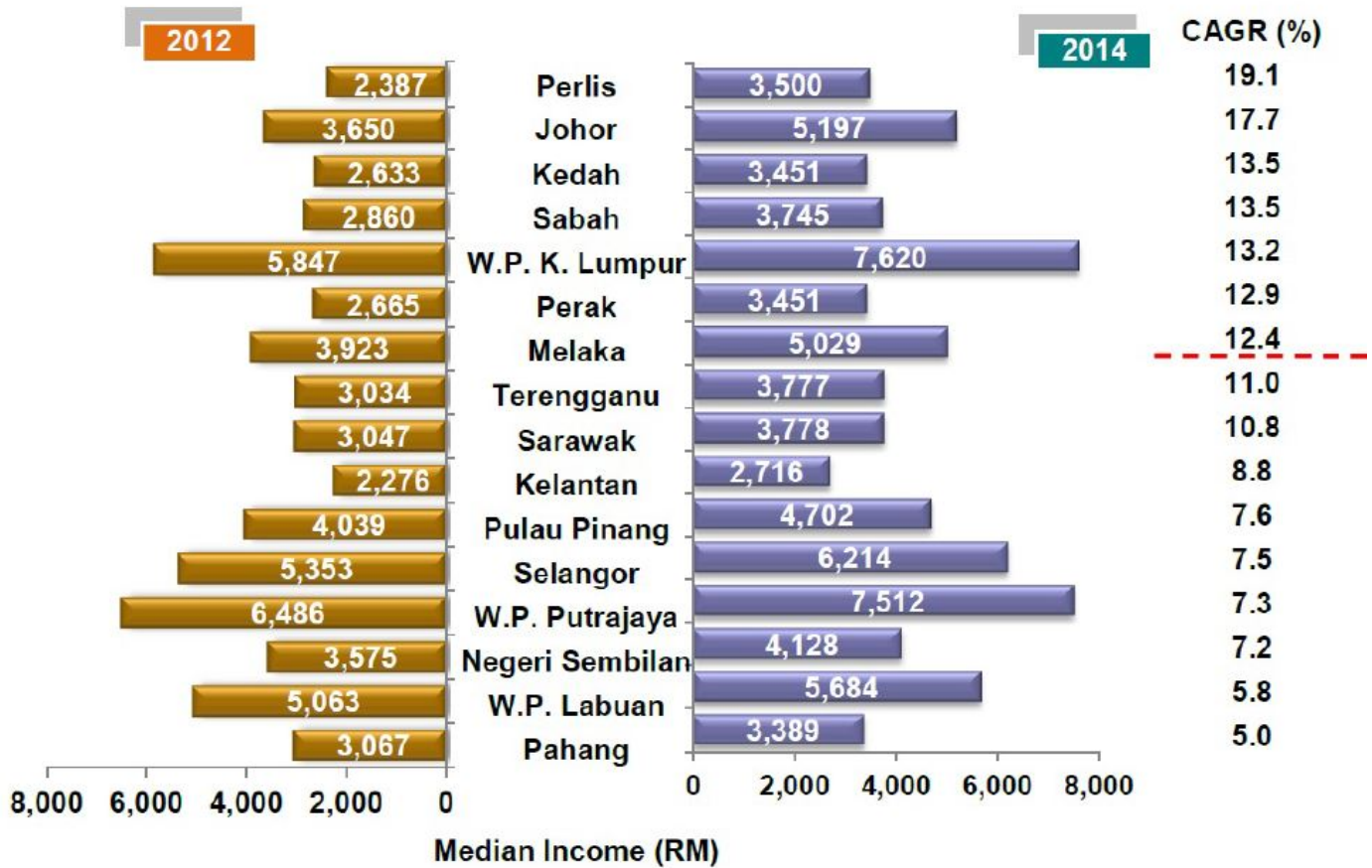
Mean monthly household income in urban area showed an increment at the rate of 8.7 per cent annually from RM5,742 to RM6,833 in the period of 2012 to 2014. Mean monthly household income in rural area increased at the rate of 10.9 per cent yearly from RM3,080 to RM3,831 in the same period.

Median Income by State

W.P. Kuala Lumpur recorded the highest median monthly household income of RM7,620 followed by W.P. Putrajaya (RM7,512), Selangor (RM6,214), W.P. Labuan (RM5,684), Johor (RM5,197), Melaka (RM5,029) and Pulau Pinang (RM4,702). Other states recorded the median income below the national level at RM4,585.

Perlis registered the highest annual growth rate for median monthly household income at 19.1 per cent in the period of 2012 to 2014. Six other states also increased over the national median growth rate namely Johor (17.7%), Kedah (13.5%), Sabah (13.5%), W.P. Kuala Lumpur (13.2%), Perak (12.9%) and Melaka (12.4%).

Median monthly household income by state, Malaysia, 2014

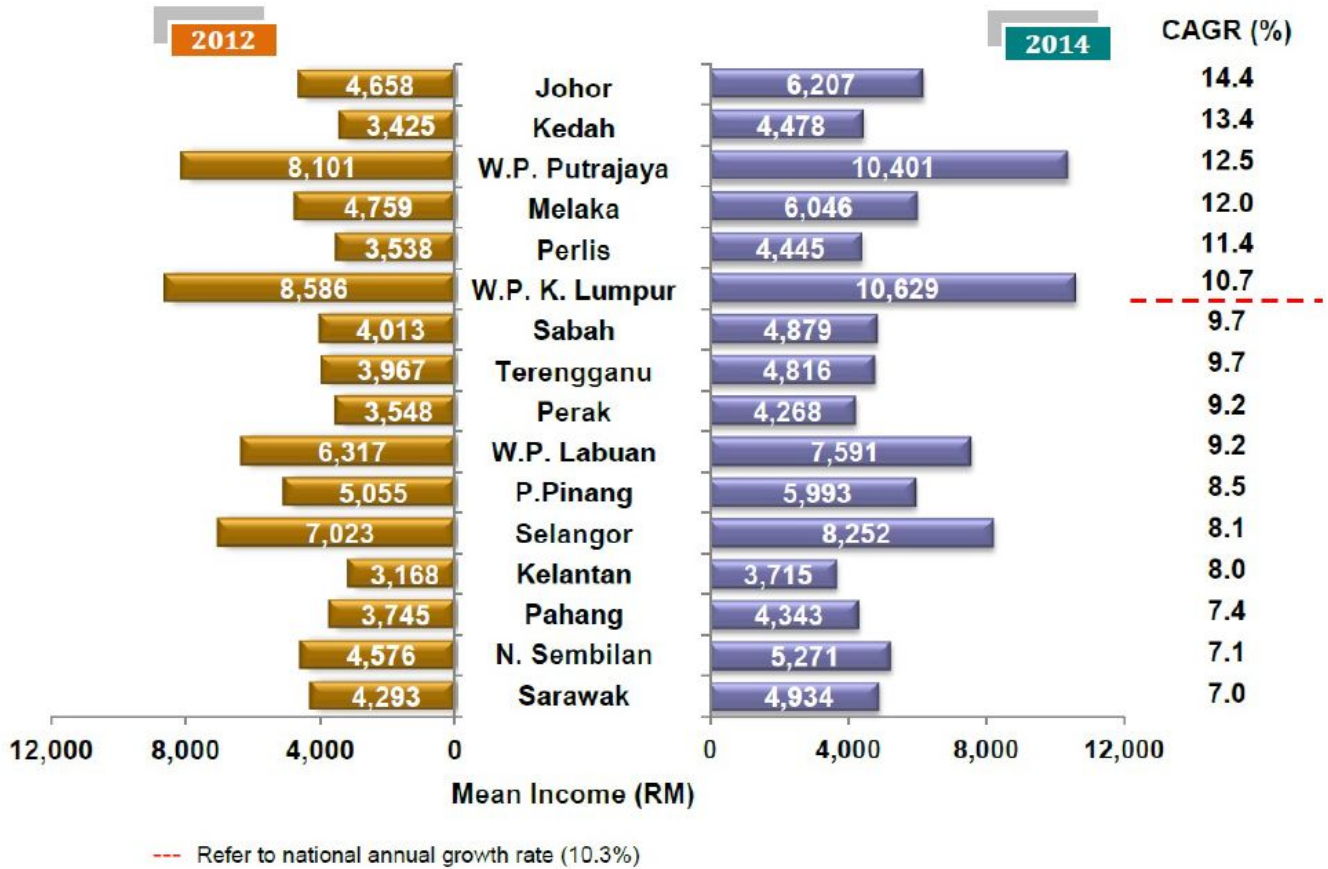


Mean Income by State

W.P. Kuala Lumpur recorded the highest mean monthly households income (RM10,629), followed by W.P. Putrajaya (RM10,401), Selangor (RM8,252), W.P. Labuan (RM7,591) and Johor (RM6,207). Other states recorded mean income below the national level (RM6,141).

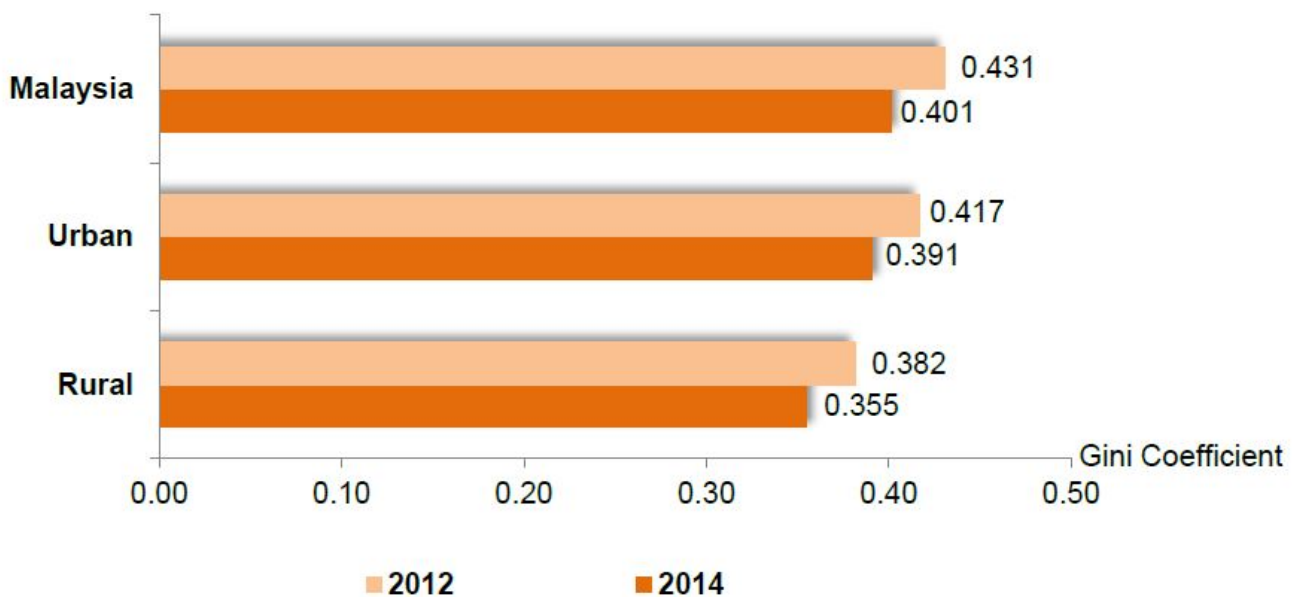
All states recorded an increment in the mean monthly household income where six states were over the national growth rate at 10.3 per cent. Johor recorded the highest growth rate of 14.4 per cent, followed by Kedah (13.4%), W.P. Putrajaya (12.5%), Melaka (12.0%), Perlis (11.4%) and W.P. Kuala Lumpur (10.7%).

Mean monthly household income by state, Malaysia, 2014

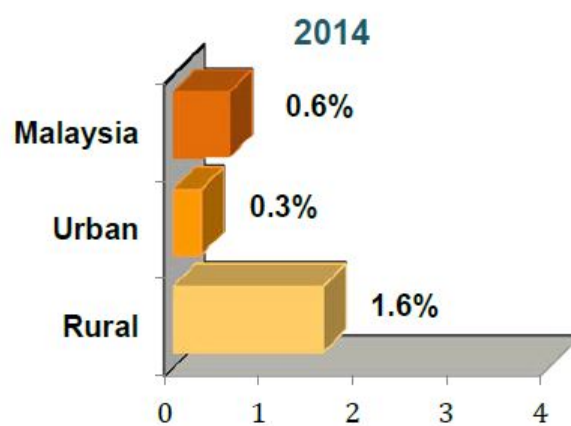
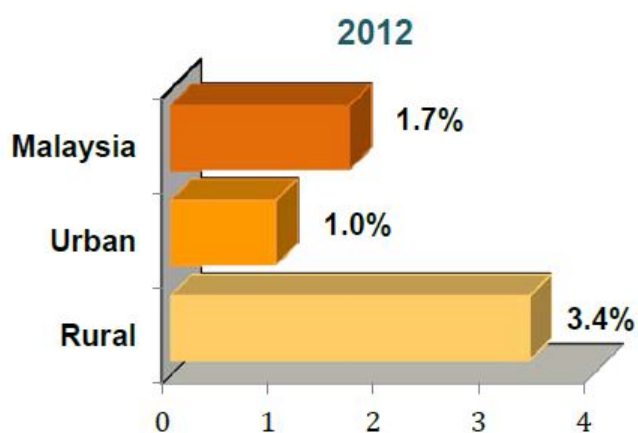


GINI COEFFICIENT

Gini coefficient declined by 3.0 percentage points from 0.431 in 2012 to 0.401 in 2014. This indicating the improvement in the Malaysian household income distribution. The same pattern can also be seen in urban and rural strata.



INCIDENCE OF POVERTY



The incidence of poverty decreased from 1.7 per cent in 2012 to 0.6 per cent in 2014 at Malaysia level. Poverty incidence in urban and rural area in 2014 also decreased to 0.3 per cent and 1.6 per cent respectively as compared to 2012.

The detailed information regarding this report can be accessed through the [eStatistik](#) application in Department of Statistics Malaysia website, www.dosm.gov.my.

Released By:

**THE OFFICE OF CHIEF STATISTICIAN MALAYSIA
DEPARTMENT OF STATISTICS, MALAYSIA
22 June 2015**

Contact person:
Norrita binti Amran
Public Relation Officer
Corporate and User Services Division
Department of Statistics, Malaysia
Tel : +603-8885 7942
Fax : +603-8888 9248
Email : norrita.amran@stats.gov.my