



DEPARTMENT OF STATISTICS MALAYSIA

PRESS RELEASE

MONTHLY RUBBER STATISTICS MALAYSIA, JANUARY 2021

Production of natural rubber decreased 8.2 per cent in January 2021

Production of natural rubber decreased **8.2** per cent in January 2021 to **45,735** tonnes as compared to **49,825** tonnes in the previous month. Year on year comparison also showed a decrease of **31.0** per cent.

Exports of Malaysia's natural rubber amounted **48,125** tonnes in January 2021, a decrease of **21.8** per cent against **61,547** tonnes in December 2020. P.R. China remains as the main destination for natural rubber exports with **43.4** per cent of total exports in January 2021 followed by Iran (**8.5%**), Germany (**5.9%**), Turkey (**5.1%**) and Finland (**4.3%**).

Rubber gloves was the main export item with export value **RM4.6** billion in December 2020, an increase of **21.6** per cent to **RM5.6** billion in January 2021. United States of America, Germany and P.R. China were among the highest importer of rubber gloves.

The stocks of natural rubber increased in January 2021 to **278,817** tonnes as compared to **249,551** tonnes in December 2020 with an increase of **11.7** per cent.

Average price of Latex Concentrate recorded a decrease of **550.26** sen per kilogramme as compared to December 2020 (**582.79** sen per kilogramme). Standard Malaysian Rubber 20 (S.M.R. 20) also decreased to **628.58** sen per kilogramme as compared to **628.74** sen per kilogramme for the same period.

Total domestic consumption for natural rubber was **47,115** tonnes, an increase of **11.2** per cent as compared to the previous month. Rubber gloves industry continues to dominate the use of natural rubber with **35,978** tonnes or **76.4** per cent from the total domestic consumption.



MONTHLY RUBBER STATISTICS, JANUARY 2021



PRODUCTION (tonnes)

January 2021^P : 45,735

December 2020 : 49,825

↓ 8.2%

AVERAGE PRICE (sen/kg)



Concentrate latex

January 2021: 550.26

December 2020: 582.79

↓ 5.6%



S.M.R. 20

January 2021: 628.58

December 2020: 628.74

↓ 0.03%

STOCKS

January 2021^P: 278,817 tonnes

0.2%



Rubber Estates

8.6%



Rubber Consumer

91.2%



Rubber Processors

DOMESTIC CONSUMPTION

January 2021^P: 47,115 tonnes



76.4%
Rubber Gloves



9.1%
Rubber Thread



5.9%
Tyres and Tube



8.6%
Others

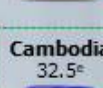
Production of natural rubber by main producing countries, ANRPC* January 2021 (^000 tonnes)



Malaysia
45.7^P

P.R. China

0.6^e



Thailand

475.8^e



Sri Lanka

7.5^e




Indonesia

237.9^e



Cambodia

32.5^e



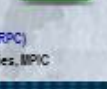
Vietnam

100.0^e



India

88.0^e



Philippines

5.3^e



EXPORTS (tonnes)

January 2021^P
48,125


P.R. China
43.4%



Iran
8.5%



Germany
5.9%



Turkey
5.1%



Finland
4.3%

*Association of Natural Rubber Producing Countries (ANRPC)
Source : Ministry of Plantation Industries and Commodities, MPIC

^P : preliminary estimates

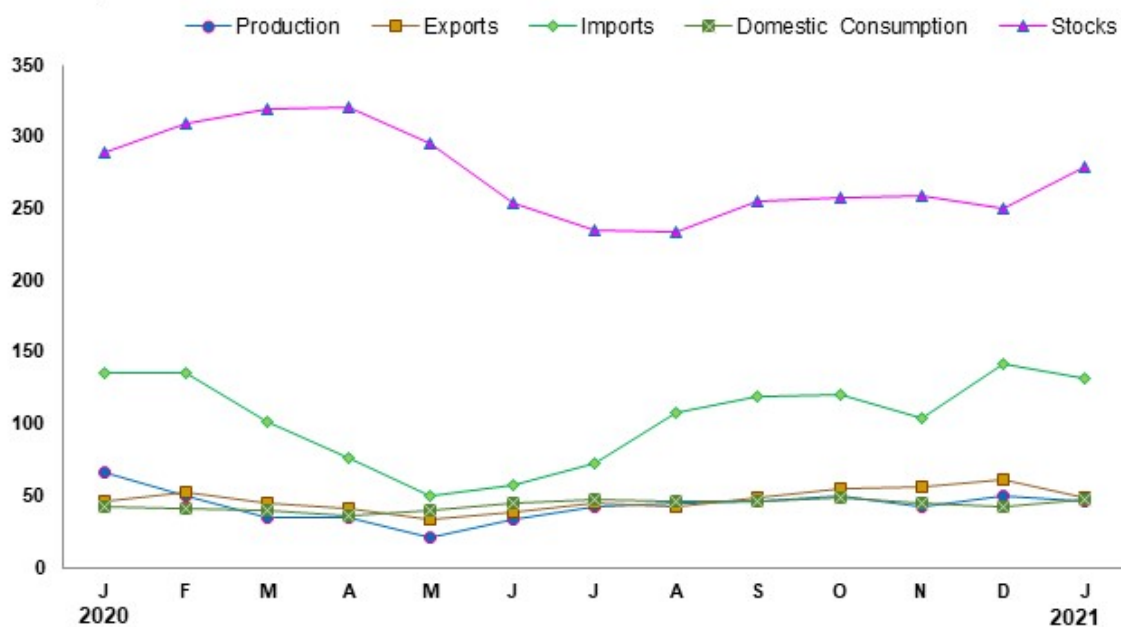
Table 1 presents the principal statistics of rubber for January 2021 while Chart 1 shows the monthly time series from January 2020 to January 2021.

Table 1: Principal statistics of rubber, January 2021

Principal Statistics	January 2020	December 2020	January 2021	Change month-on-month January 2020/ December 2020 (%)	Change year-on-year January 2021/ January 2020 (%)
Production (tonnes)	66,259	49,825	45,735	-8.2	-31.0
Exports (tonnes)	45,827	61,547	48,125	-21.8	5.0
Imports (tonnes)	134,868	142,441	132,152	-7.2	-2.0
Domestic consumption (tonnes)	42,015	42,356	47,115	11.2	12.1
Closing stocks (tonnes)	288,842	249,551	278,817	11.7	-3.5
Number of paid workers (estate)	10,723	9,728	9,305	-4.3	-13.2
Salaries & wages (estate) (RM'000)	17,283	18,334	15,056	-17.9	-12.9

Chart 1: Monthly production, exports, imports, domestic consumption and stocks of natural rubber 2020/2021

('000 tonnes)



The full publication of the Monthly Rubber Statistics, January 2021 can be downloaded through [eStatistik](#) Portal.

For more details, please refer to the Department's portal: www.dosm.gov.my

*Notes:

Data for January 2021 is **provisional**. The data will be updated based on the latest available figures and subsequently published in the February 2021 publication.

Released By:

DATO' SRI DR. MOHD UZIR MAHIDIN
CHIEF STATISTICIAN MALAYSIA
DEPARTMENT OF STATISTICS, MALAYSIA

 DrUzir_Mahidin   Dr_Uzir

15 March 2021

Contact person:

Mohd Yusrizal bin Ab. Razak
Public Relation Officer
Strategic Communication and International Division
Department of Statistics, Malaysia
Tel : +603-8885 7942
Fax : +603-8888 9248
E-mail : [yusrizal.razak\[at\]dosm.gov.my](mailto:yusrizal.razak[at]dosm.gov.my)