



DEPARTMENT OF STATISTICS MALAYSIA



PRESS RELEASE

MONTHLY RUBBER STATISTICS MALAYSIA, OCTOBER 2016

Natural Rubber (NR) increased by 3.3 per cent in October 2016

Natural rubber (NR) production increased by **3.3** per cent in October 2016 to **62,010** tonnes as compared to September 2016. The main contributor of NR production is from smallholding sector with **91.5** per cent.

Average monthly price of Latex Concentrate was **487.70** sen per kilogramme, rose by **31.57** sen per kilogramme from the previous month. For Standard Malaysian Rubber 20, the average monthly price also went up by **58.50** sen per kilogramme to **609.48** sen per kilogramme.

Exports of NR in October 2016 recorded at **59,379** tonnes increased by **7.9** per cent as compared to the previous month. Five main destinations of NR exports were China, Germany, Iran, Turkey and Finland.

Meanwhile, domestic consumption of NR rose by **4.1** per cent to **40,206** tonnes within the same period. Rubber gloves industry remains as a main domestic consumer of NR at **74.6** per cent.

At the end of October 2016, level of NR stocks increased by **2.4** per cent to **171,606** tonnes.

Natural Rubber (NR) increased by 3.3 per cent in October 2016




NR production dominated by smallholding sector with a contribution more than 90%.

Average price



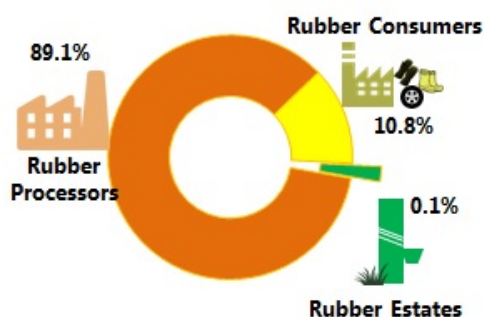
Domestic Consumption

Total: 40,206 tonnes

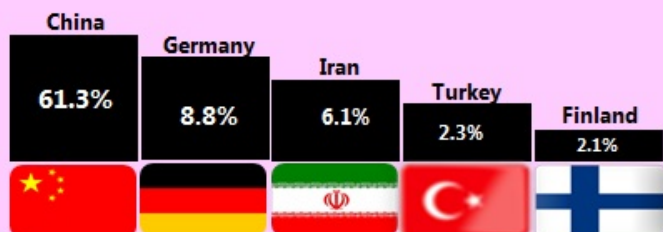


74.6% domestic consumption of NR from the rubber gloves industry.

Stocks



Oct. 2016: 171,606 tonnes
Sept. 2016: 167,513 tonnes



Eksport

Exports of NR increased by 7.9% as compared to September 2016. The main destination of NR exports was China.

Total exports : 59,379 tonnes

Production of NR by Association of Natural Rubber Producing Countries (ANRPC)



Source: Ministry of Plantation Industries and Commodities

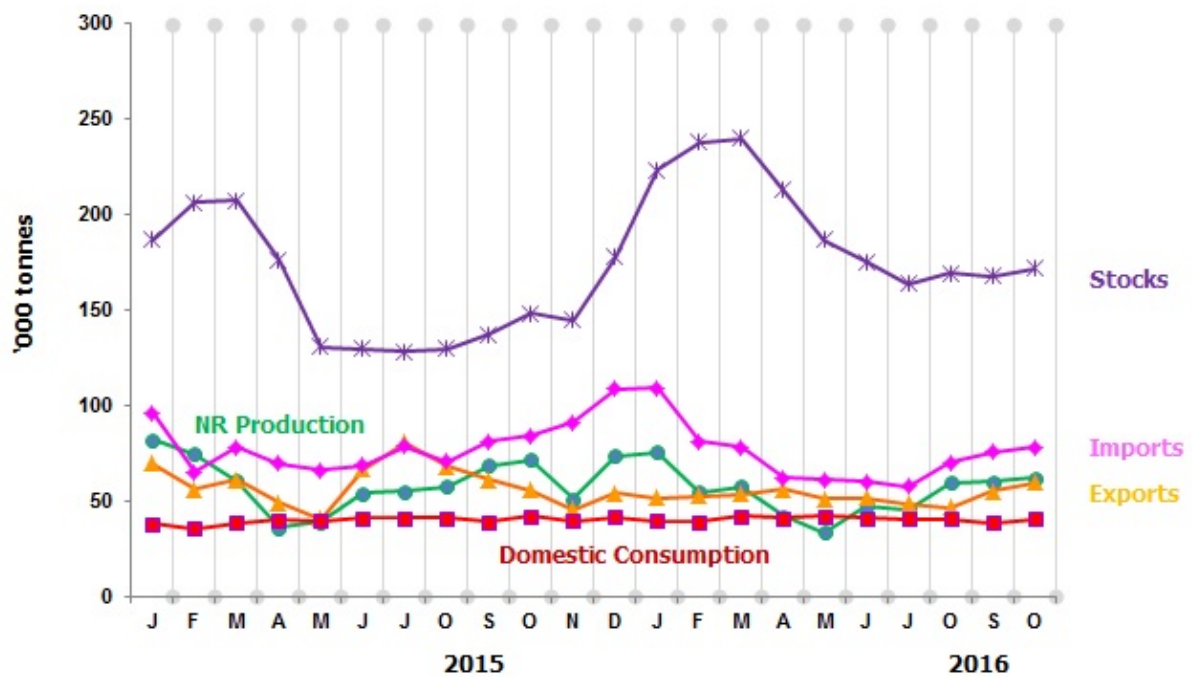
Source: Monthly Rubber Statistics Malaysia, October 2016, Department of Statistics, Malaysia

Table 1 presents the principal statistics of rubber for October 2016 while Chart 1 shows the monthly time series.

Table 1: Principal Statistics of rubber, October 2016

Principal Statistics	October 2016	September 2016	October 2015	Change month-on-month (%)	Change year-on-year (%)
Production (tonnes)	62,010	60,058	71,384	3.3	-13.1
Exports (tonnes)	59,379	55,036	55,398	7.9	7.2
Imports (tonnes)	77,903	75,661	83,925	3.0	-7.2
Domestic consumption (tonnes)	40,206	38,635	41,751	4.1	-3.7
Closing stocks (tonnes)	171,606	167,513	147,867	2.4	16.1
Number of paid workers (estate)	10,377	10,365	11,774	0.1	-11.9
Salaries & wages (RM'000) (estate)	14,554	13,964	15,907	4.2	-8.5

Chart 1: Monthly production, exports, imports, domestic consumption and stocks of natural rubber 2015/2016



*Notes:

Data for October 2016 is **provisional**. The data will be updated based on the latest available figures and subsequently published in the November 2016 publication.

Released By:

**THE OFFICE OF CHIEF STATISTICIAN MALAYSIA
DEPARTMENT OF STATISTICS, MALAYSIA
13 December 2016**

Contact person:

Ho Mei Kei
Public Relation Officer
Corporate and User Services Division
Department of Statistics, Malaysia
Tel : +603-8885 7942
Fax : +603-8888 9248
Email : mkho[at]stats.gov.my