



DEPARTMENT OF STATISTICS MALAYSIA

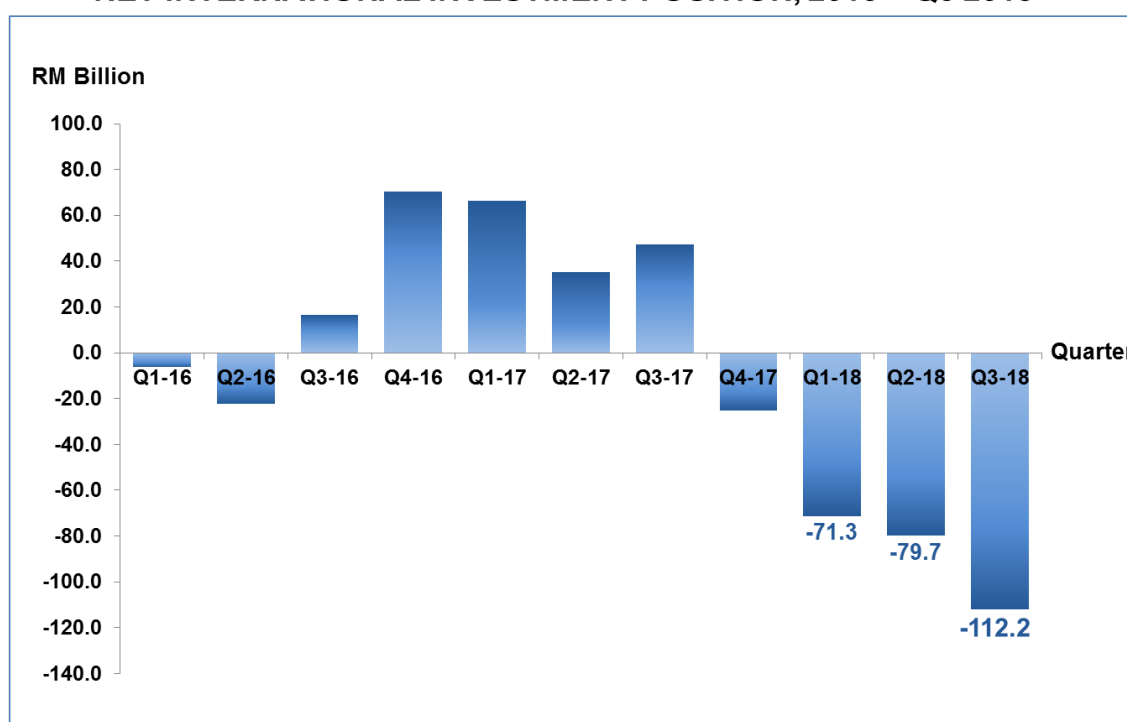
PRESS RELEASE

INTERNATIONAL INVESTMENT POSITION, THIRD QUARTER 2018

Malaysia's net international investment position recorded net liabilities of RM112.2 billion

As at end of third quarter 2018, Malaysia's financial liabilities position increased to RM1,811.0 billion as against RM1,762.7 billion in preceding quarter. Meanwhile, total assets registered RM1,698.9 billion, increased from RM1,683.0 billion as at end of second quarter 2018. This translated to the higher net liabilities of RM112.2 billion (Q2 2018: net liabilities of RM79.7 billion).

NET INTERNATIONAL INVESTMENT POSITION, 2016 – Q3 2018



Direct Investment Abroad (DIA) position recorded RM491.3 billion (Q2 2018: RM481.0 billion) and mainly in Financial and insurance / takaful activities (37.7%), followed by Mining & quarrying (16.7%) and Agriculture sectors (8.1%). Singapore remained as the main destination of DIA position. Meanwhile, **Foreign Direct Investment (FDI)** position in Malaysia increased to RM614.7 billion (Q2 2018: RM590.3 billion). Manufacturing sector was the highest FDI recipient (41.4%), followed by Financial and insurance / takaful activities (22.3%) and Wholesale & retail trade (7.2%). The top three FDI countries were Singapore, Japan and Hong Kong.

Portfolio investment registered higher net liabilities position of RM287.5 billion (Q2 2018: net liabilities RM272.2 billion), while Other investment recorded net liabilities of RM129.0 billion (Q2 2018: net liabilities RM123.6 billion).

As at end of September 2018, the international reserves of Bank Negara Malaysia stood at RM426.9 billion (end of June: RM423.3 billion).



MALAYSIA'S INTERNATIONAL INVESTMENT POSITION, Q3 2018

Malaysia's international investment position recorded
net liabilities of RM12.2 billion



ASSETS

Q3 18 **RM1,698.9b**

Q2 18 **RM1,683.0b**



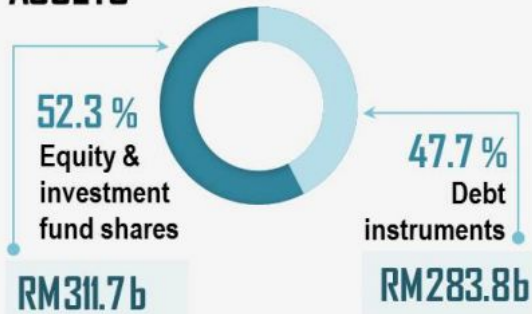
LIABILITIES

Q3 18 **RM1,811.0b**

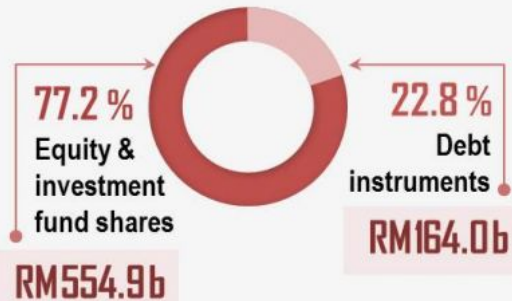
Q2 18 **RM1,762.7b**

DIRECT INVESTMENT BY COMPONENT

ASSETS



LIABILITIES



DIRECT INVESTMENT BY TOP COUNTRIES

DIRECT INVESTMENT ABROAD

RM491.3b

Singapore
RM95.2b (19.4%)



1

Indonesia
RM45.1b (9.2%)



2

Cayman Islands
RM29.7b (6.1%)



3

FOREIGN DIRECT INVESTMENT

RM614.7b

Singapore
RM120.9b (19.7%)



Japan
RM74.5b (12.1%)



Hong Kong
RM72.5b (11.8%)



Source: Department of Statistics, Malaysia

Released By:

DATO' SRI DR. MOHD UZIR MAHIDIN
CHIEF STATISTICIAN MALAYSIA
DEPARTMENT OF STATISTICS, MALAYSIA

DrUzir_Mahidin Dr_Uzir

16 November 2018

Contact person:

Ho Mei Kei
Public Relation Officer
Strategic Communication and International Division
Department of Statistics, Malaysia
Tel : +603-8885 7942
Fax : +603-8888 9248
Email : mkho[at]dosm.gov.my