



DEPARTMENT OF STATISTICS MALAYSIA

PRESS RELEASE

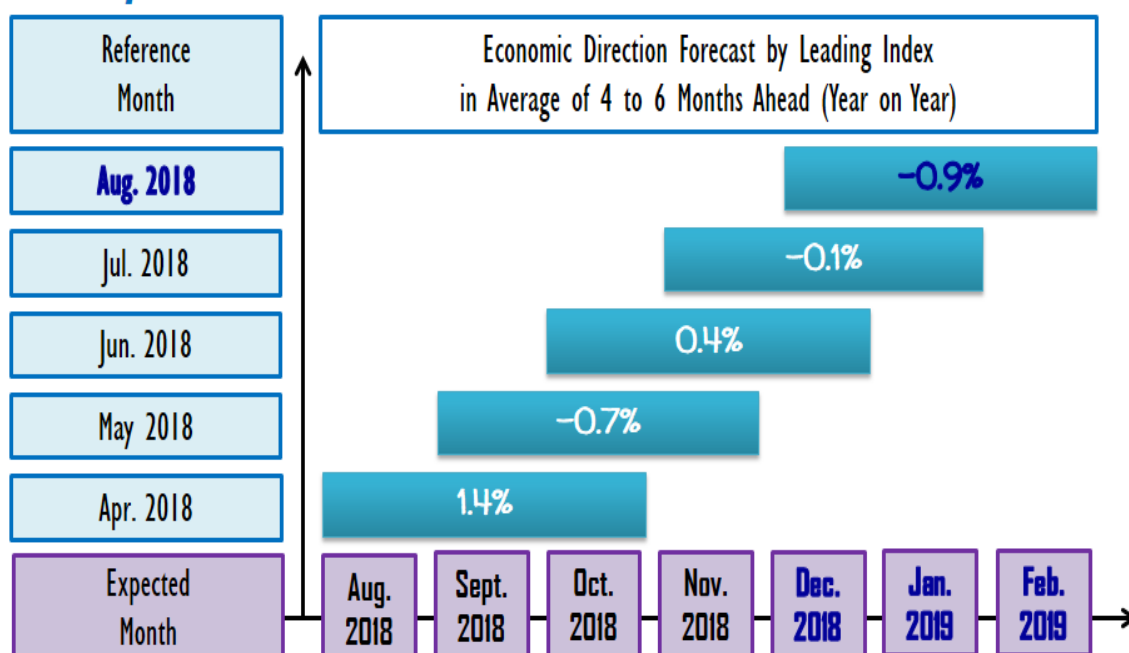
MALAYSIAN ECONOMIC INDICATORS: LEADING, COINCIDENT & LAGGING INDEXES AUGUST 2018

Department of Statistics Malaysia
<https://www.dosm.gov.my>
@StatsMalaysia

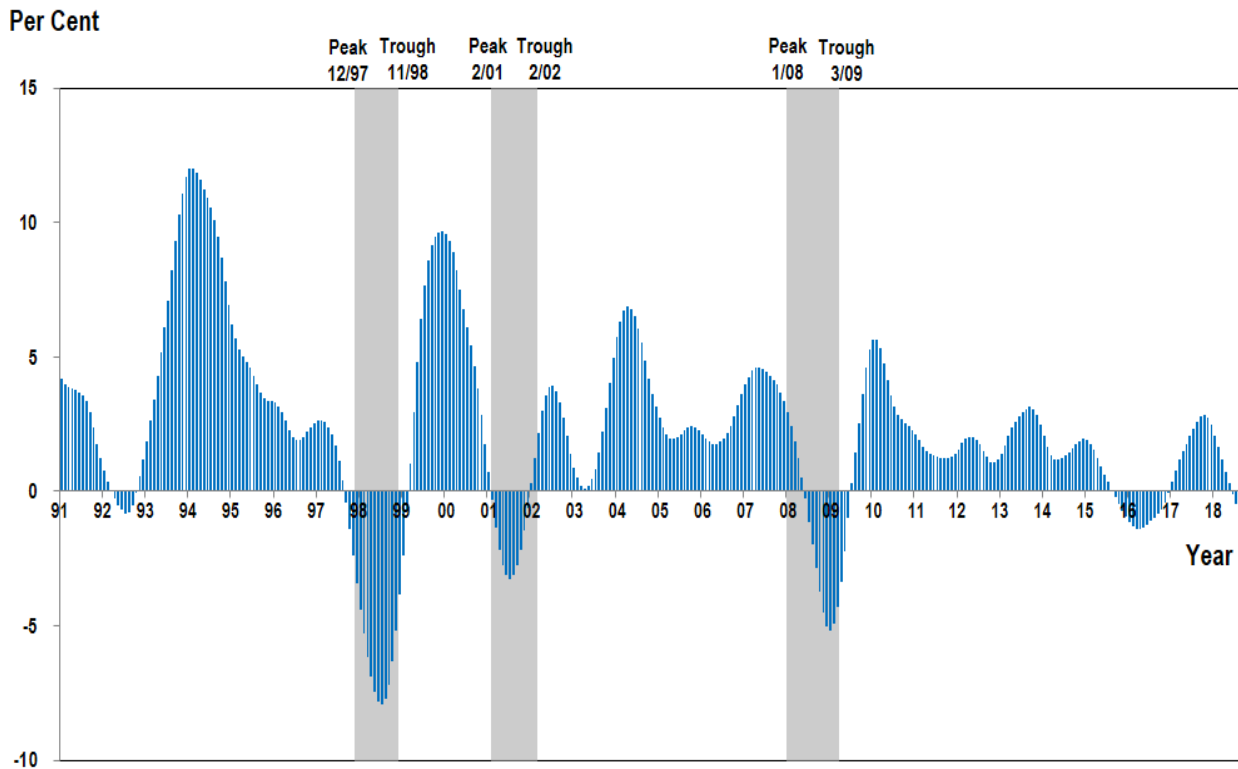
National Statistics Day (MyStats Day)
20th October 2018
"Better Data, Better Lives"

LEADING INDEX, AUGUST 2018

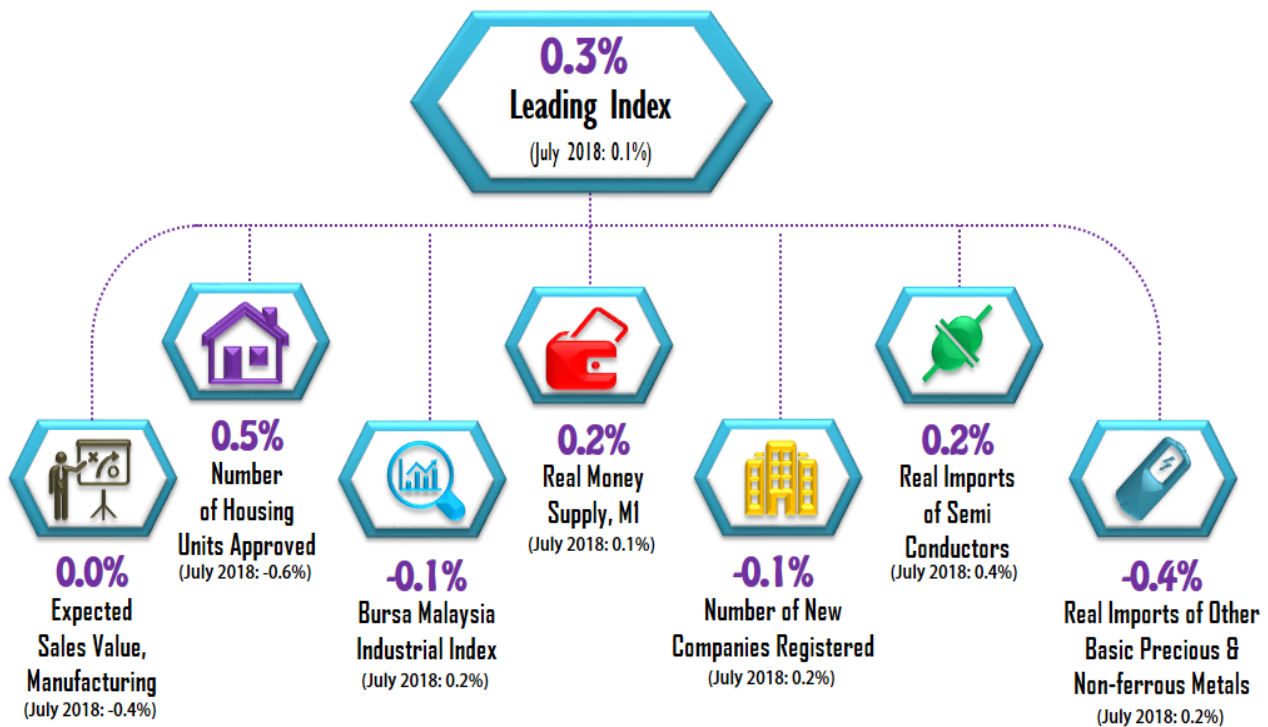
Malaysian Economic Growth is Anticipated to Ease in December 2018 to February 2019



Annual Growth Rate of Leading Index (Smoothed) and Business Cycle (Grey Shaded Areas), January 1991 to August 2018



Month on Month Percentage Change by Leading Index Components, August 2018





SOURCE: MALAYSIAN ECONOMIC INDICATORS: LEADING, COINCIDENT & LAGGING INDEXES, AUGUST 2018

Malaysian economic growth is anticipated to ease in December 2018 to February 2019

The Malaysian Economic Indicators: Leading, Coincident & Lagging Indexes for August 2018 expects the economic growth to ease in December 2018 to February 2019. The annual change of Leading Index (LI) decreased 0.9 per cent in the reference month. The LI is compiled to provide a signal where the economy is heading for an average of four to six months ahead. On the opposite side, the monthly change of LI posted an increase of 0.3 per cent in August 2018 to 118.9 points, following 0.1 per cent increase in July 2018. Three components of LI that attributed to the increase were Number of Housing Units Approved (0.5%), Real Money Supply, M1 (0.2%) and Real Imports of Semi Conductors (0.2%).




The Coincident Index (CI) is a measure of the overall current economic performance. The CI decreased 0.3 per cent in August 2018 with Capacity Utilisation in Manufacturing sector (-0.3%) was the main component that led to the decrease. The annual change of CI grew 3.6 per cent in the reference month.

The level of Diffusion Index for LI remained at 42.9 per cent for three consecutive months. Meanwhile, the Diffusion Index for CI performed better with 83.3 per cent in August 2018.

(The complete indicators on Leading, Coincident and Lagging Indexes are shown in the following Table 4  ).

Released By:

DATO' SRI DR. MOHD UZIR MAHIDIN
CHIEF STATISTICIAN MALAYSIA
DEPARTMENT OF STATISTICS MALAYSIA

 [DrUzir_Mahidin](#)   [Dr_Uzir](#)

24 October 2018

Contact person:

Ho Mei Kei
Public Relation Officer
Strategic Communication and International Division
Department of Statistics, Malaysia
Tel : +603-8885 7942
Fax : +603-8888 9248
Email : mkho[at]dosm.gov.my