



DEPARTMENT OF STATISTICS MALAYSIA

PRESS RELEASE

MONTHLY RUBBER STATISTICS MALAYSIA, JULY 2017

Production of natural rubber (NR) increased 8.7 per cent in July 2017

Production of NR in July 2017 increased by **8.7** per cent to **54,994** tonnes as compared to **50,614** tonnes in the previous month. The main contributor of NR production is from smallholding sector which is more than **90** per cent.

Average monthly price of latex concentrate dropped **55.51** sen per kilogramme to **517.57** sen per kilogramme as compared to June 2017. Standard Malaysian Rubber 20 recorded an increased in the average monthly price of **32.53** sen per kilogramme to **635.24** sen per kilogramme.

Exports of NR in July 2017 recorded at **47,136** tonnes went up by **5.5** per cent as compared to the previous month. Five main destinations of NR exports were China, Germany, Iran, USA and Finland.

Domestic consumption of NR in July 2017 was **40,852** tonnes against **39,211** tonnes in June 2017 with an increased by **4.2** per cent. Rubber gloves industry remains as the main domestic consumer with consumption of **72.9** per cent.

Level of NR stocks at the end of July 2017 declined by **3.4** per cent to **192,196** tonnes as compared to the previous month.



Production of natural rubber (NR) increased 8.7 per cent in July 2017

91.0% of NR production was from the smallholding sector.

June 2017



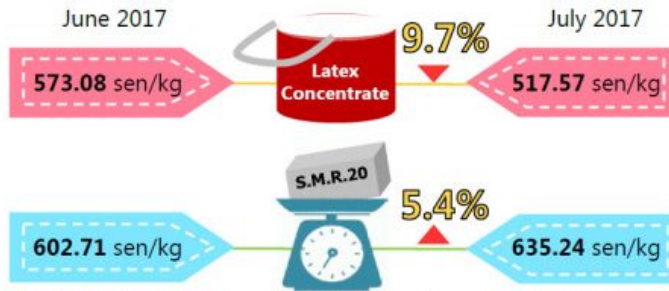
50,614 tonnes

July 2017



54,994 tonnes

Average price



Domestic consumption

Total : 40,852 tonnes

Rubber gloves industry was the largest consumer of NR which is 72.9%.



Rubber Gloves

72.9%



Rubber Thread

9.4%



Tyres and Tubes

8.1%



Others

9.6%

Exports

Exports of NR increased by 5.5% as compared to June 2017. The main destination of NR exports was China.



China

38.2%



Germany

17.9%



Iran

7.4%



USA

4.9%

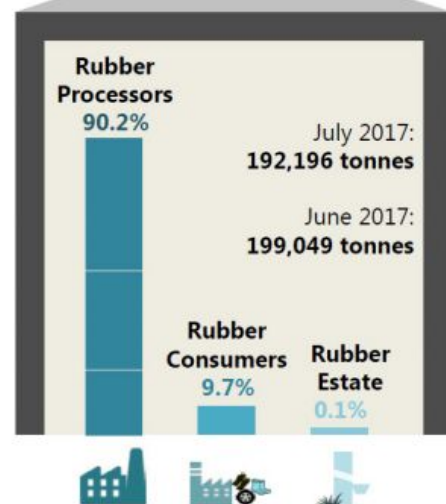


Finland

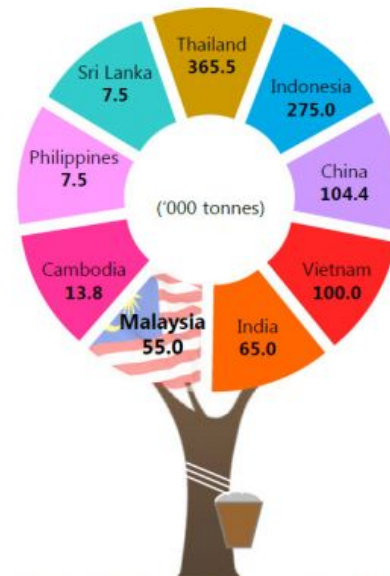
3.9%

Total exports : 47,136 tonnes

Stocks



Production of Natural Rubber by Association of Natural Rubber Producing Countries (ANRPC)



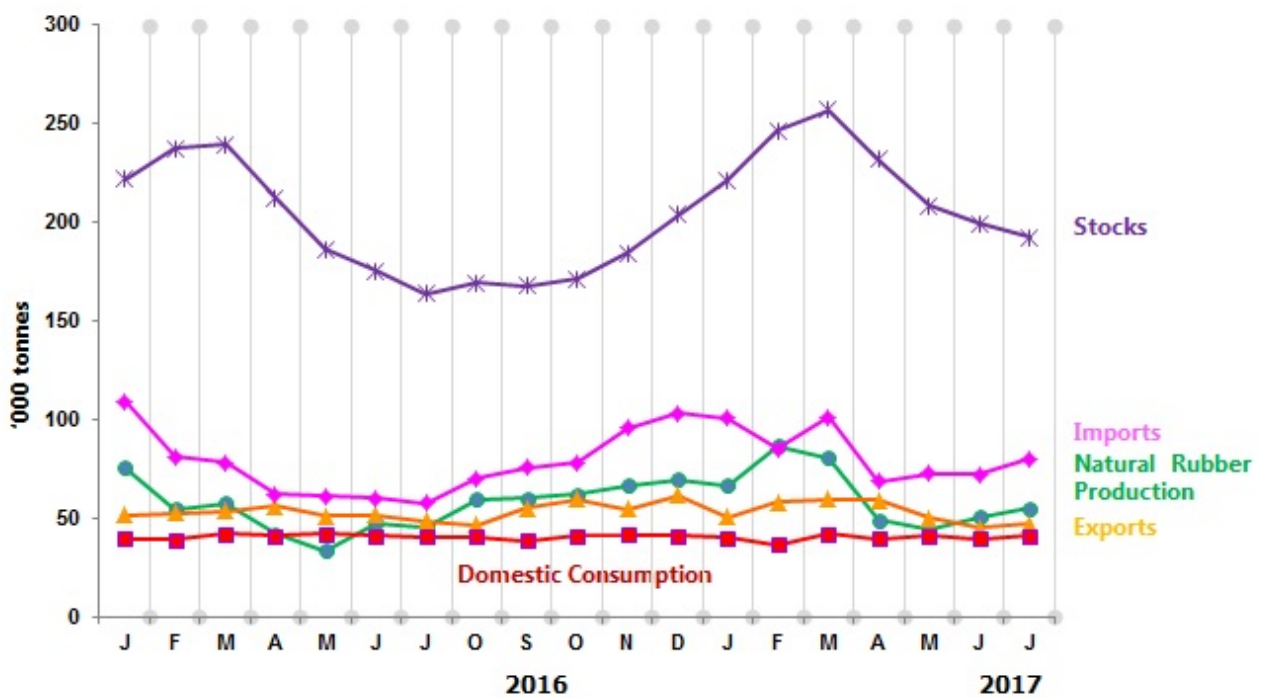
Source: Ministry of Plantation Industries and Commodities

Table 1 presents the principal statistics of rubber for July 2017 while Chart 1 shows the monthly time series from July 2016 to July 2017.

Table 1: Principal statistics of rubber, July 2017

Principal Statistics	July 2017	June 2017	July 2016	Change month-on-month (%)	Change year-on-year (%)
Production (tonnes)	54,994	50,614	45,623	8.7	20.5
Exports (tonnes)	47,136	44,683	48,578	5.5	-3.0
Imports (tonnes)	80,086	72,173	57,411	11.0	39.5
Domestic consumption (tonnes)	40,852	39,211	40,449	4.2	1.0
Closing stocks (tonnes)	192,196	199,049	163,897	-3.4	17.3
Number of paid workers (estate)	10,038	9,741	10,647	3.0	-5.7
Salaries & wages (RM'000) (estate)	14,031	11,829	13,517	18.6	3.8

Chart 1: Monthly production, exports, imports, domestic consumption and stocks of natural rubber 2016/2017



*Notes:

Data for July 2017 is **provisional**. The data will be updated based on the latest available figures and subsequently published in the August 2017 publication.

Released By:

**THE OFFICE OF CHIEF STATISTICIAN MALAYSIA
DEPARTMENT OF STATISTICS, MALAYSIA
13 September 2017**

Contact person:

Ho Mei Kei
Public Relation Officer
Corporate and User Services Division
Department of Statistics, Malaysia
Tel : +603-8885 7942
Fax : +603-8888 9248
Email : mkho[at]stats.gov.my