



DEPARTMENT OF STATISTICS MALAYSIA

PRESS RELEASE

MALAYSIAN ECONOMIC INDICATORS: LEADING, COINCIDENT & LAGGING INDEXES NOVEMBER 2018

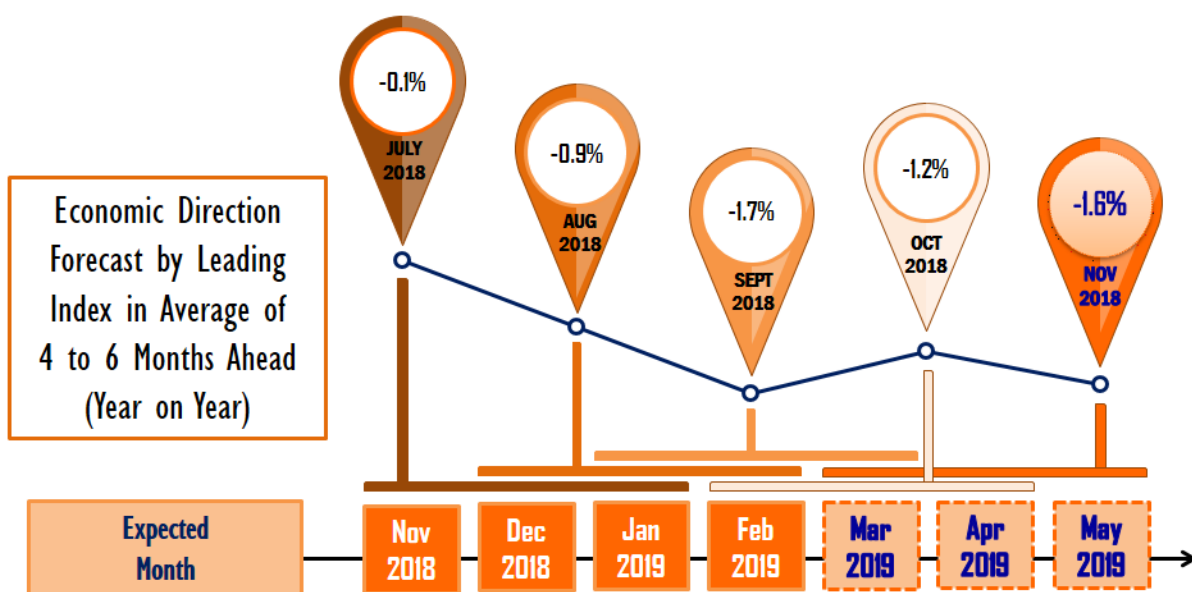
Department of Statistics Malaysia
<https://www.dosm.gov.my>

@StatsMalaysia

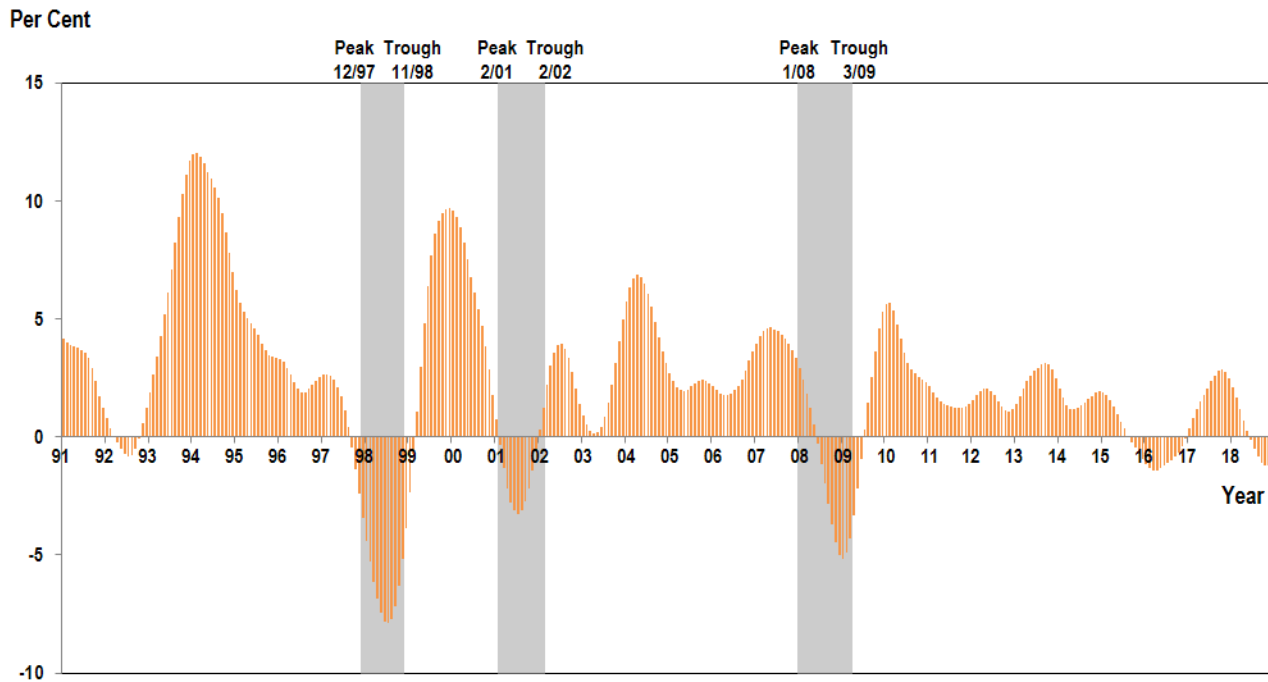
WRC 2019 ISI 2019

LEADING INDEX, NOVEMBER 2018

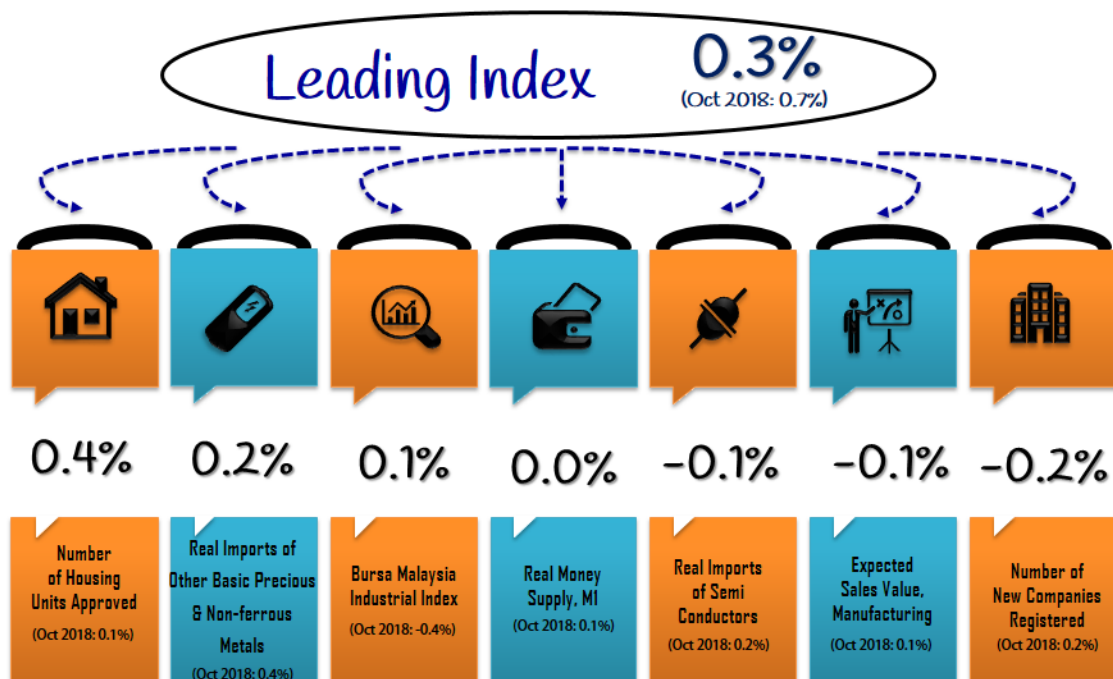
Malaysia's Economy is Anticipated to Grow in March to May 2019



Annual Growth Rate of Leading Index (Smoothed) and Business Cycle (Grey Shaded Areas), January 1991 to November 2018



Month on Month Percentage Change by Leading Index Components, November 2018





SOURCE: MALAYSIAN ECONOMIC INDICATORS
LEADING, COINCIDENT & LAGGING INDEXES, NOVEMBER 2018

Malaysia's economy is anticipated to grow in March to May 2019

Malaysia's economy is anticipated to grow in March to May 2019 based on the performance of Malaysian Economic Indicators: Leading, Coincident & Lagging Indexes for the reference month of November 2018. The monthly change of Leading Index (LI) increased in November 2018, posting a growth of 0.3 per cent to 119.0 points from 118.7 points in October 2018. The positive contributions were from Number of Housing Units Approved (0.4%), Real Imports of Other Basic Precious & Other Non-ferrous Metals (0.2%) and Bursa Malaysia Industrial Index (0.1%). The annual change of LI registered a negative growth of 1.6 per cent in the reference month. The composite of LI is compiled to provide expected economic direction in an average of four to six months ahead.




The Coincident Index (CI) is a measure of current economic activity, decreased slightly (-0.1%) in November 2018. Real Salaries & Wages in Manufacturing sector (-0.2%) is one of the three components that impetus to the decrease of CI in the reference month. Simultaneously, the annual change of CI grew 3.6 per cent in November 2018.

The Diffusion Index for LI performed better in November 2018 compared to the previous month. The Diffusion Index for LI posted 71.4 per cent while all components of the Diffusion Index for CI increased to achieve 100.0 per cent as in October 2018.

(The complete indicators on Leading, Coincident and Lagging Indexes are shown in the following Table 4  .

Released By:

DATO' SRI DR. MOHD UZIR MAHIDIN
CHIEF STATISTICIAN MALAYSIA
DEPARTMENT OF STATISTICS MALAYSIA

 [DrUzir_Mahidin](#)   [Dr_Uzir](#)

24 January 2019

Contact person:

Ho Mei Kei
Public Relation Officer
Strategic Communication and International Division
Department of Statistics, Malaysia
Tel : +603-8885 7942
Fax : +603-8888 9248
Email : mkho[at]dosm.gov.my