



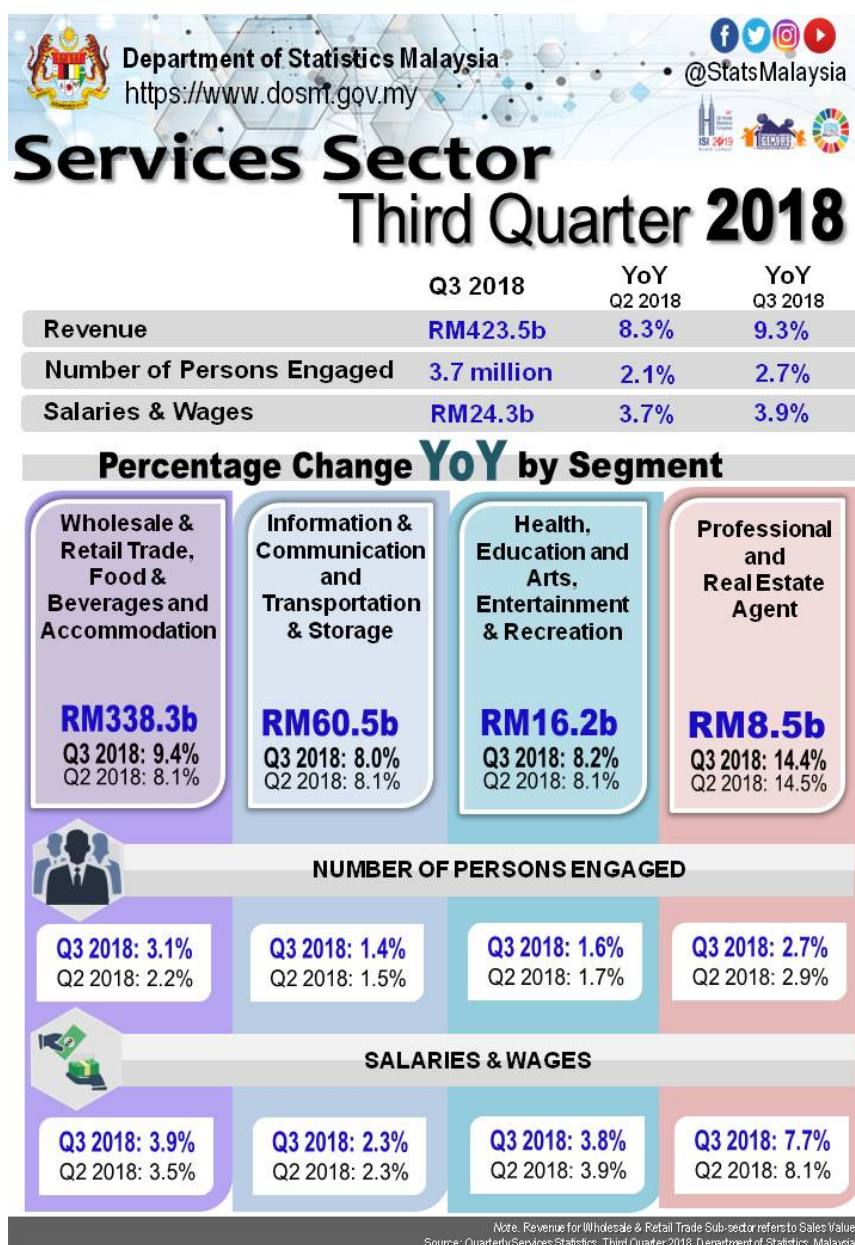
DEPARTMENT OF STATISTICS MALAYSIA

PRESS RELEASE

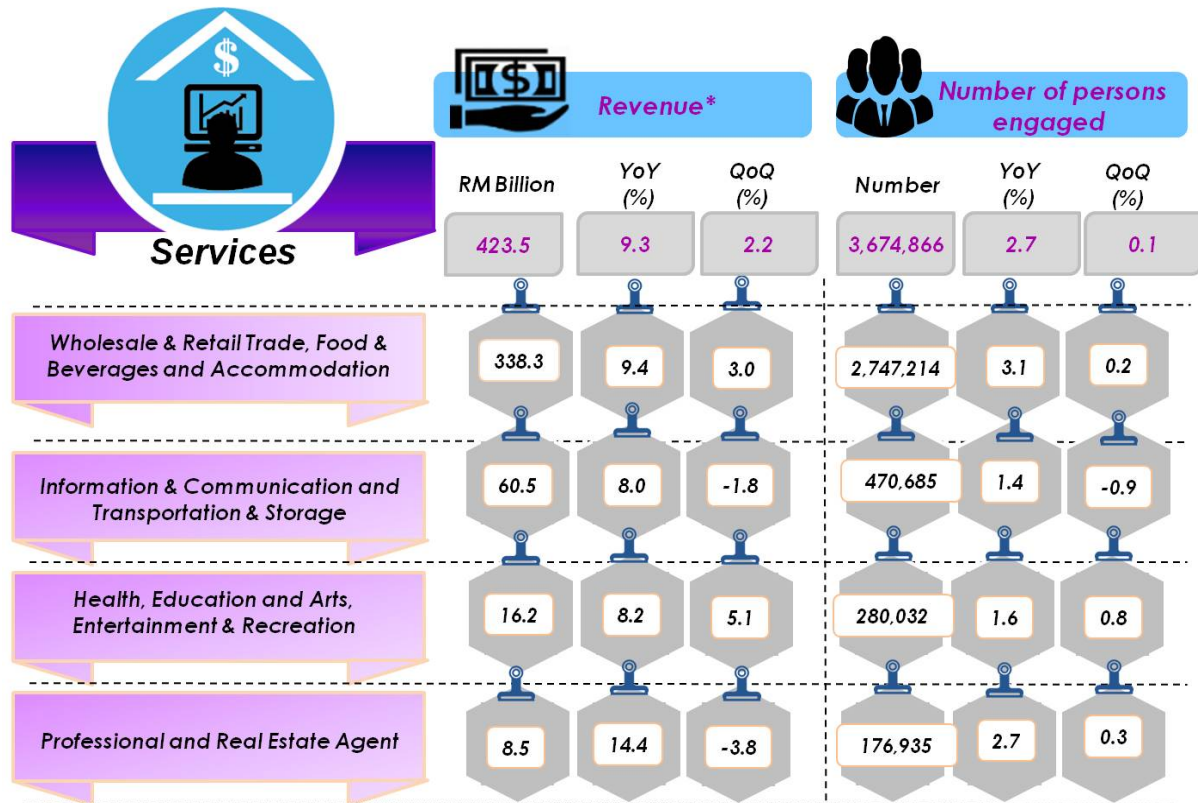
Revenue for Services Sector increased 9.3 per cent or RM423.5 billion in the Third Quarter 2018

Introduction

This publication presents statistics on Services sector which encompasses the sub-sectors of Wholesale & Retail Trade; Information & Communication; Transportation & Storage; Food & Beverages; Professional; Private Health; Private Education; Accommodation; Arts, Entertainment & Recreation and Real Estate Agent for the period from year 2012 until third quarter 2018.



Performance of Services Sector, Third Quarter 2018



* Revenue for Wholesale & Retail Trade sub-sector refers to sales value

** The total number of persons engaged includes all working proprietors, active business partners and unpaid family workers.

Performance of Services Sector

Revenue of Services sector increased 9.3 per cent to RM423.5 billion in third quarter 2018 as compared to the same quarter 2017. The highest contribution was recorded by Wholesale & Retail Trade, Food & Beverages and Accommodation segment (RM338.3 billion; +9.4%). Meanwhile, the total revenue on a quarterly basis increased by RM9.2 billion or 2.2 per cent.

Total number of persons engaged in this sector was 3.7 million persons, an increase of 97,633 persons or 2.7 per cent as compared to the same quarter of the previous year. On a quarterly basis, number of persons engaged recorded an increase of 4,667 persons or 0.1 per cent.

In third quarter 2018, salaries & wages paid was RM24.3 billion, an increase of 3.9 per cent as compared to the previous year with a growth of 1.1 per cent quarter-on-quarter.

Wholesale & Retail Trade, Food & Beverages and Accommodation

Total revenue for Wholesale & Retail Trade, Food & Beverages and Accommodation segment recorded a positive growth of 9.4 per cent to RM338.3 billion year-on-year. The strong growth was contributed by Food & Beverages (11.8%) and Wholesale & Retail Trade sub-sectors (9.4%). For quarterly comparison, this segment recorded an increase of 3.0 per cent.

Number of persons engaged in this segment increased 3.1 per cent to 2.7 million persons as compared to the third quarter 2017. Salaries & wages paid grew 3.9 per cent to RM14.5 billion. Quarter-on-quarter, number of persons engaged and salaries & wages paid increased 0.2 per cent and 1.3 per cent respectively.

Information & Communication and Transportation & Storage

Information & Communications and Transportation & Storage segment recorded an increase in revenue at RM60.5 billion or 8.0 per cent as compared to the third quarter of 2017. The increase was driven by Information & Communication sub-sector with 9.2 per cent. Meanwhile, revenue recorded a negative growth of 1.8 per cent for the quarterly comparisons.

Number of persons engaged for this segment increased 1.4 per cent year-on-year to 470,685 persons and the amount of salaries & wages paid also grew at 2.3 per cent to RM5.1 billion. Meanwhile on quarterly basis, the number of employees declined 0.9 per cent.

Health, Education and Arts, Entertainment & Recreation

Health, Education and Arts, Entertainment & Recreation segment recorded a total revenue of RM16.2 billion, an increase of 8.2 per cent as compared to RM14.9 billion in third quarter 2017. The growth was driven by Education with 8.9 per cent and followed by Arts, Entertainment & Recreation with (8.7%). Similarly, the total revenue for this segment also registered an increase of 5.1 per cent on quarterly basis.

Number of persons engaged increased by 1.6 per cent to 280,032 persons as compared to the corresponding quarter of the previous year. Salaries & wages paid also increased 3.8 per cent to RM2.3 billion. On a quarterly basis, number of persons engaged recorded an increase of 0.8 per cent, while salaries & wages paid increased by 1.9 per cent.

Professional and Real Estate Agent

Total revenue for Professional and Real Estate Agent segment increased 14.4 per cent as against the same quarter of previous year. This increase was propelled by Professional sub-sector (15.1%), while for quarterly comparison, this segment declined by 3.8 per cent.




In third quarter 2018, number of persons engaged increased to 176,935 persons or 2.7 per cent as compared to the same quarter of the previous year. Salaries & wages paid grew 7.7 per cent to RM2.4 billion. The number of persons engaged rose 0.3 per cent, while salaries & wages paid recorded a growth of 1.2 per cent as compared to the preceding quarter.

***Notes:**

Data for third quarter 2018 is **provisional**. The data will be updated based on the latest available figures and subsequently published in the publication forth quarter 2018.

Released By:

DATO' SRI DR. MOHD UZIR MAHIDIN
CHIEF STATISTICIAN MALAYSIA
DEPARTMENT OF STATISTICS, MALAYSIA

 [DrUzir_Mahidin](#)   [Dr_Uzir](#)

12 November 2018

Contact person:

Ho Mei Kei
Public Relation Officer
Strategic Communication and International Division
Department of Statistics, Malaysia

Tel : +603-8885 7942

Fax : +603-8888 9248

Email : mkho[at]dosm.gov.my