



DEPARTMENT OF STATISTICS MALAYSIA

PRESS RELEASE

MONTHLY RUBBER STATISTICS MALAYSIA, APRIL 2017

Natural Rubber (NR) decreased by 39.2 per cent in April 2017

Production of NR in April 2017 decreased by **39.2** per cent to **48,889** tonnes as compared to the previous month. The main contributor of NR production is from smallholding sector with a contribution exceeding **90** per cent.

Average monthly price of Latex Concentrate and Standard Malaysian Rubber 20 were **640.69** sen per kilogramme and **719.25** sen per kilogramme, decreased by **12.5** per cent and **16.7** per cent respectively from March 2017.

In April 2017, exports of NR decreased by **0.1** per cent to **59,437** tonnes as compared to March 2017. Five main destinations of NR exports were China, Germany, Finland, Iran and USA.

In the meantime, domestic consumption of NR decreased by **6.0** per cent to **39,243** tonnes within the same period. Rubber gloves industry remains as the main domestic consumer with consumption more than **70** per cent.

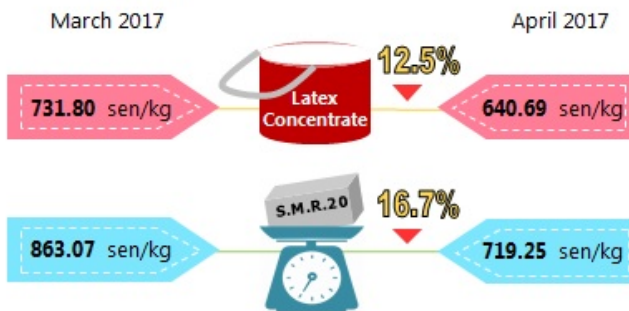
At the end of April 2017, level of NR stocks declined by **9.7** per cent to **231,698** tonnes.

Natural Rubber (NR) decreased by 39.2 per cent in April 2017

NR production dominated by smallholding sector with contribution exceeding 90%.



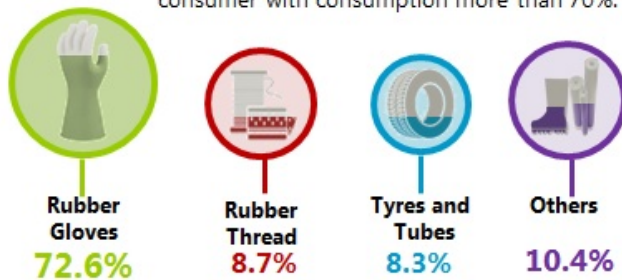
Average price



Domestic Consumption

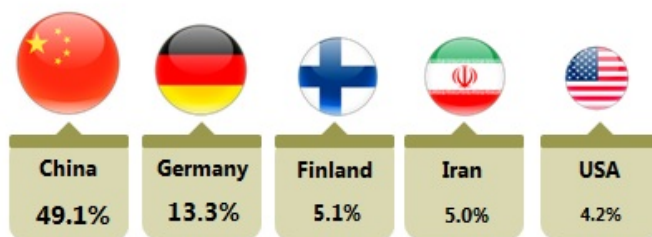
Total: 39,243 tonnes

Rubber gloves industry is the main domestic consumer with consumption more than 70%.



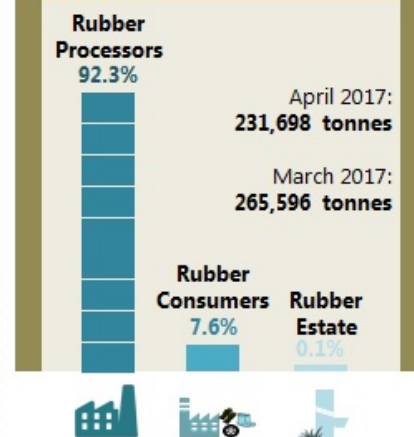
Exports

Exports of NR decreased by 0.1% as compared to March 2017. The main destination of NR exports was China.




Total exports: 59,437 tonnes

Stocks



Production of NR by Association of Natural Rubber Producing Countries (ANRPC)



Source: Ministry of Plantation Industries and Commodities

Source: Monthly Rubber Statistics Malaysia, April 2017

Department of Statistics Malaysia
<https://www.dosm.gov.my>



<https://www.facebook.com/StatsMalaysia>



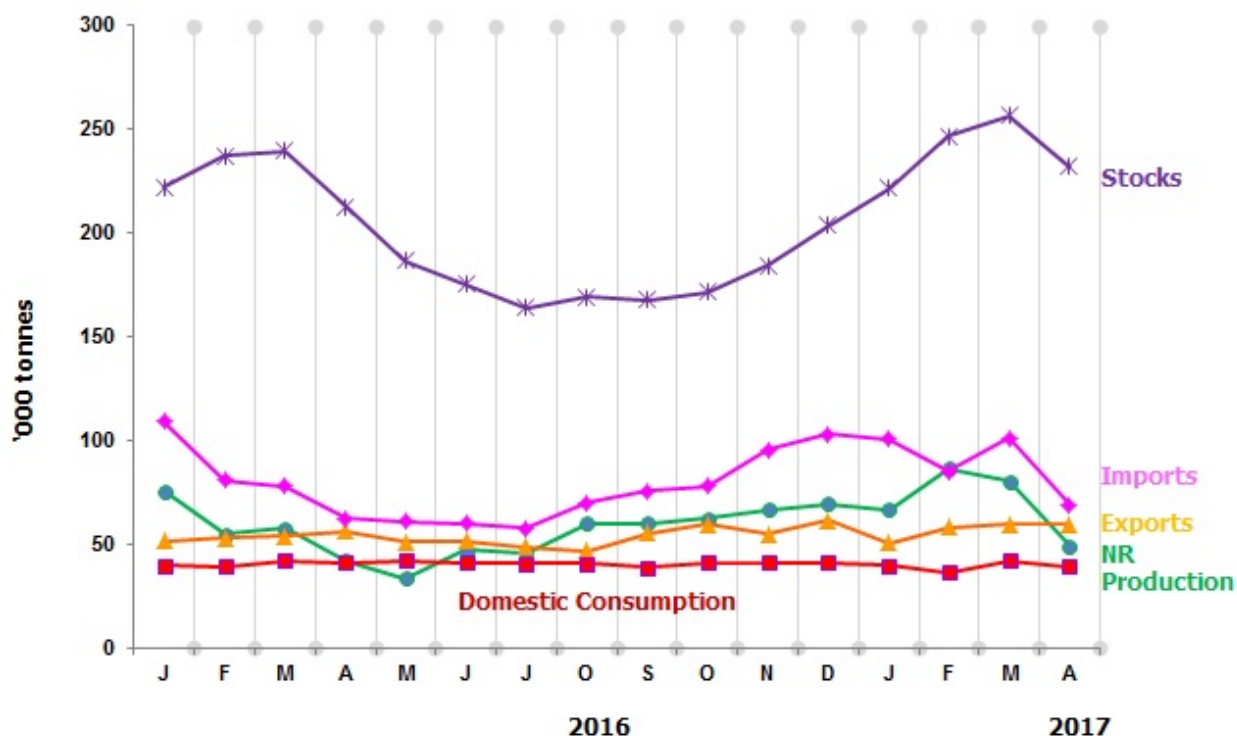
<https://twitter.com/StatsMalaysia>

Table 1 presents the principal statistics of rubber for April 2017 while Chart 1 shows the monthly time series from April 2016 to April 2017.

Table 1: Principal statistics of rubber, April 2017

Principal Statistics	April 2017	March 2017	April 2016	Change month-on-month (%)	Change year-on-year (%)
Production (tonnes)	48,889	80,384	41,753	-39.2	17.1
Exports (tonnes)	59,437	59,520	56,204	-0.1	5.8
Imports (tonnes)	68,843	101,027	62,061	-31.9	10.9
Domestic consumption (tonnes)	39,243	41,764	40,889	-6.0	-4.0
Closing stocks (tonnes)	231,698	256,596	212,485	-9.7	9.0
Number of paid workers (estate)	9,540	9,769	11,034	-2.3	-13.5
Salaries & wages (RM'000) (estate)	11,395	13,202	11,330	-13.7	0.6

Chart 1: Monthly production, exports, imports, domestic consumption and stocks of natural rubber 2016/2017



*Notes:

Data for April 2017 is **provisional**. The data will be updated based on the latest available figures and subsequently published in the May 2017 publication.

Released By:

**THE OFFICE OF CHIEF STATISTICIAN MALAYSIA
DEPARTMENT OF STATISTICS, MALAYSIA
14 June 2017**

Contact person:

Ho Mei Kei
Public Relation Officer
Corporate and User Services Division
Department of Statistics, Malaysia
Tel : +603-8885 7942
Fax : +603-8888 9248
Email : mkho[at]stats.gov.my