



DEPARTMENT OF STATISTICS MALAYSIA

PRESS RELEASE

Special Release 2 (For Building And Structural Works) October 2018

Peninsular Malaysia

The Building Material Cost Index (BCI) (without steel bars) for almost all categories of building in all regions increased between 0.1 and 0.7 per cent in October except for timber piling category which remained unchanged as compared to the previous month.

The BCI (with steel bars) in region A-Northern, C-Central, E-Pahang and F-Eastern for almost all categories of building increased between 0.1 and 0.9 per cent in October 2018. In contrast, the BCI in region B-Perak showed decreases except for single storey (R.C.) building and timber building, increased 0.2 per cent and 0.1 per cent respectively as compared to the previous month. Meanwhile, in region D-Johor, only 2-4 storey (R.C.) building (flat roof) increased 0.1 per cent as compared to the previous month.

The changes in unit price indices of building materials by regions in Peninsular Malaysia are shown in Table 1.

Table 1: Changes in unit price index for building materials by region in Peninsular Malaysia
(Changes in index points compared to the previous month)

Building materials	*Region	Index point changes (Oct 2018 / Sep 2018)
Cement	A - Northern	0.5
	F - Eastern	0.9
Steel	A - Northern	1.3
	B - Perak	-0.7
	F - Eastern	-0.3
Bricks & wall	C - Central	0.4
	D - Johor	-0.1
	F - Eastern	1.6
Roofing materials	E - Pahang	0.3
Ceiling materials	A - Northern	0.1
	B - Perak	1.0
	D - Johor	0.1
Steel & metal sections	A - Northern	1.8
	B - Perak	0.1
	C - Central	0.2
	D - Johor	-0.1
	F - Eastern	0.7
Plumbing materials	A - Northern	1.1
	B - Perak	0.6
	E - Pahang	0.3
	F - Eastern	0.4
Floor & wall tiles	A - Northern	0.3
	B - Perak	2.0
	C - Central	1.1
	E - Pahang	0.8
	F - Eastern	2.5
Sanitary fittings	A - Northern	0.3
	B - Perak	0.1
	F - Eastern	0.8
Paints	A - Northern	3.2
	B - Perak	2.7
	C - Central	1.6
	D - Johor	1.3
	E - Pahang	4.1
	F - Eastern	1.2

Sabah

The BCI (without steel bars and with steel bars) in Kota Kinabalu and Tawau for almost all categories of building increased between 0.1 and 0.5 per cent in October 2018 as compared to the previous month except for (R.C.) piling in Kota Kinabalu (-0.5 per cent) and Tawau (-0.2 per cent); and single storey steel frame (tower only) in Kota Kinabalu (-0.4 per cent). While, the BCI (without steel bars and with steel bars) in Sandakan decreased between 0.1 and 0.3 per cent as compared to the previous month for single storey (R.C.) building, 2-4 storey (R.C.) building (pitched roof), timber building and single storey steel frame (building) as compared to the previous month. The BCI for others remained unchanged.

The changes in unit price indices of building materials by region in Sabah are shown in Table 2.

**Table 2: Changes in unit price index for building materials by region in Sabah
(Changes in index points compared to the previous month)**

Building materials	Region	Index point changes (Oct 2018 / Sep 2018)
Steel	Kota Kinabalu	-0.7
	Tawau	-0.3
Bricks & wall	Kota Kinabalu	2.1
	Tawau	1.2
Roofing materials	Sandakan	-1.2
Ceiling materials	Kota Kinabalu	2.4
Steel & metal sections	Kota Kinabalu	-0.8
Plumbing materials	Sandakan	0.6
	Tawau	1.0
Floor & wall tiles	Tawau	-1.9
Sanitary fittings	Kota Kinabalu	1.2
	Sandakan	0.4
Glass	Kota Kinabalu	0.8
Paints	Kota Kinabalu	2.0
	Sandakan	0.4

Sarawak

The Building Material Cost Index (BCI) (without steel bars and with steel bars) for all categories of building in all regions increased in October 2018 as compared to the previous month except (R.C.) piling in Sibiu which was unchanged.

The changes in unit price indices of building materials by region in Sarawak are shown in Table 3.

**Table 3: Changes in unit price index for building materials by region in Sarawak
(Changes in index points compared to the previous month)**

Building materials	Region	Index point changes (Oct 2018 / Sep 2018)
Steel	Kuching	0.8
	Miri	2.7
Sand	Kuching	-4.8
Bricks & wall	Kuching	0.7
	Sibu	0.5
Roofing materials	Kuching	0.4
	Sibu	1.8
	Miri	0.1
Ceiling materials	Miri	2.2
Steel & metal sections	Kuching	2.5
	Sibu	0.3
Plumbing materials	Kuching	1.1
	Sibu	0.8
Floor & wall tiles	Kuching	-0.2
Sanitary fittings	Kuching	3.3
Glass	Kuching	1.0
	Miri	1.5
Paints	Kuching	1.1
	Sibu	1.7
Ready mix concrete	Kuching	1.1
	Miri	1.5
Ironmongeries	Kuching	-1.3
	sibu	4.3

Notes:

R.C. = Reinforced Concrete

*Region:

A = Pulau Pinang, Kedah and Perlis

B = Perak

C = Wilayah Persekutuan Kuala Lumpur, Melaka, Negeri Sembilan and Selangor




D = Johor

E = Pahang

F = Kelantan and Terengganu

Released By:

DATO' SRI DR. MOHD UZIR MAHIDIN
CHIEF STATISTICIAN MALAYSIA
DEPARTMENT OF STATISTICS, MALAYSIA

 DrUzir_Mahidin   Dr_Uzir

9 November 2018

Contact person:

Ho Mei Kei

Public Relation Officer

Strategic Communication and International Division

Department of Statistics, Malaysia

Tel : +603-8885 7942

Fax : +603-8888 9248

Email : mkho[at]dosm.gov.my