



DEPARTMENT OF STATISTICS MALAYSIA



PRESS RELEASE
PETROLEUM AND NATURAL GAS STATISTICS 2015

Overall performance

In 2014, value of gross output for the petroleum and natural gas mining industry showed an increase of 3.4 per cent to register RM119.1 billion compared to RM115.1 billion in 2013. The value of intermediate input recorded RM15.5 billion, a decrease of 7.8 per cent from a year ago. Subsequently, value added expanded by 5.4 per cent to reach RM103.6 billion as compared to RM98.3 billion in 2013.

The value of fixed assets owned in 2014 registered RM239.8 billion, grew by 29.2 per cent as compared to RM185.5 billion reported in the previous year.

The principal statistics of the petroleum and natural gas mining industry in Malaysia for reference year 2013 and 2014 are illustrated in Exhibit A.

Exhibit A *Principal statistics of petroleum and natural gas mining industry, 2013 and 2014*

	Gross output (RM billion)	Intermediate input (RM billion)	Value added (RM billion)	Total employment	Salaries & wages (RM billion)	Value of fixed assets (RM billion)
2014	119.1	15.5	103.6	17,350	4.9	239.8
2013	115.1	16.8	98.3	16,355	4.2	185.5
Annual growth rate %	3.4	- 7.8	5.4	6.1	18.6	29.2

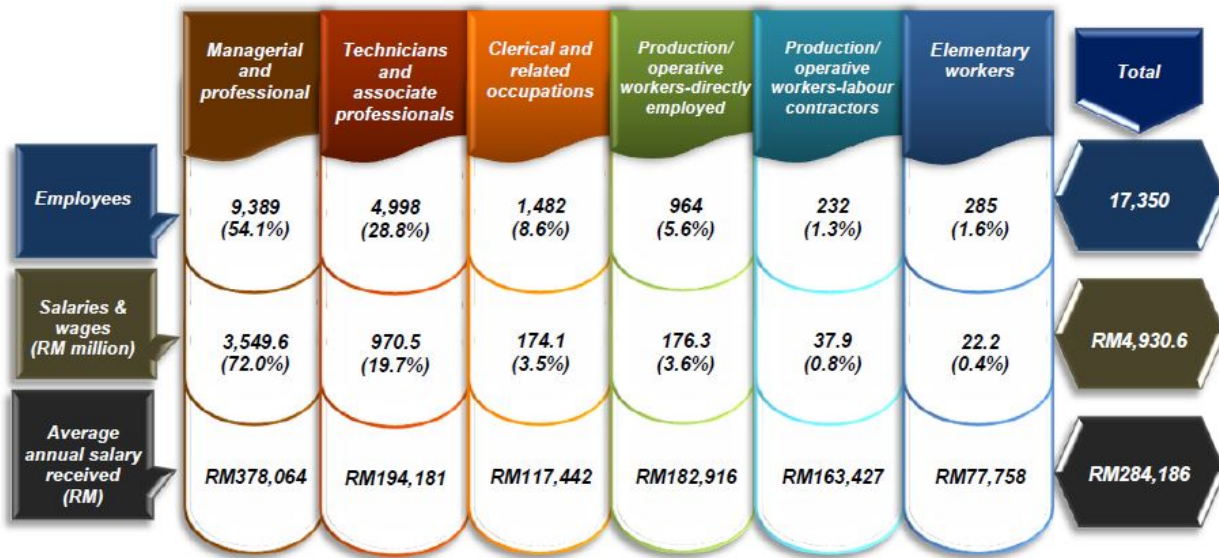
Employment

In 2014, the petroleum and natural gas mining industry posted a total employment of 17,350 persons, an expansion of 6.1 per cent from 16,355 persons in 2013. The number of employees and salaries & wages by category of workers are shown in Exhibit B.

The managerial and professional category of workers registered the highest contribution in number of employment in this industry with 54.1 per cent or 9,389 persons. This category also received the highest salaries & wages at 72.0 per cent or RM3.5 billion. Next, technicians and associate professionals recorded the second highest number of employment accounted for 28.8 per cent or 4,998 persons.


The managerial and professional category recorded the highest average annual salary with RM378,064 followed by technicians and associate professionals (RM194,181) and production/operative workers directly employed (RM182,916).

Exhibit B Number of employees and salaries & wages by category of workers, 2014



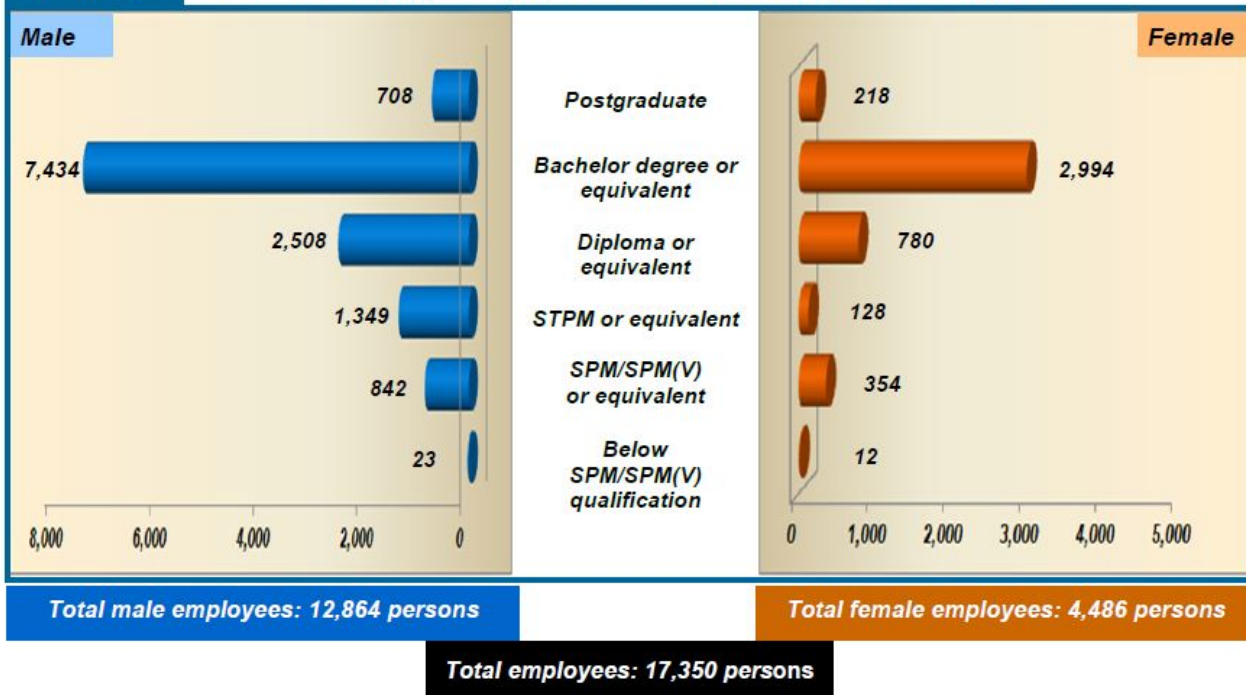
The number of employees by academic qualification indicates that employees with Bachelor Degree contributed the highest percentage share accounted for 60.1 per cent (10,428 persons), followed by Diploma or equivalent (19.0%) and STPM or equivalent (8.5%) as shown in Exhibit C.

Exhibit C Number of employees by academic qualification, 2014



Male employees continue to record the largest employment in the petroleum and natural gas industry with a share of 74.1 per cent (12,864 persons) as compared to female employees with 25.9 per cent (4,486 persons), as depicted in Exhibit D.

Exhibit D Number of employees by gender and academic qualification, 2014



Released By:

THE OFFICE OF CHIEF STATISTICIAN MALAYSIA
 DEPARTMENT OF STATISTICS, MALAYSIA
 22 January 2016

Contact person:

Ho Mei Kei
 Public Relation Officer
 Corporate and User Services Division
 Department of Statistics, Malaysia
Tel : +603-8885 7942
Fax : +603-8888 9248
Email : mkho@stats.gov.my