



DEPARTMENT OF STATISTICS MALAYSIA

PRESS RELEASE

COMPENDIUM OF ENVIRONMENT STATISTICS, MALAYSIA 2019

COMPENDIUM OF ENVIRONMENT STATISTICS, MALAYSIA 2019

The Compendium of Environment Statistics, Malaysia 2019 presents statistics on six environment components namely Environmental Conditions and Quality; Environmental Resources and their Use; Residuals; Extreme Events and Disasters; Human Settlements and Environmental Health; and Environmental Protection, Management and Engagement. The compilation of this statistics includes environment state and information, impacts of human activities on environment and actions taken to minimise the impact.

Malaysia is a rich country in water resources as it receives a high rainfall of between 1,801.6 mm to 4,581.8 mm per year in 2018. For the same period, the lowest mean temperature was 15.9°C while the highest mean temperature recorded at 33.4°C. The mean relative humidity in Malaysia is between 72.7 per cent to 89.3 per cent.

Malaysia's population in 2019 is estimated at 32.6 million people with the proportion of urban population is 76.2 per cent. To meet the demand of clean water, supply of raw water directly from rivers and storage dams has shown an increase of 5.7 per cent and 28.0 per cent daily in 2018 as compared to 2014.

Landings of marine fish in 2018 amounted to 1.48 million tonnes increased by 0.02 million tonnes as compared to 2014. While production from aquaculture was 0.40 million tonnes in 2018.

The length of the coastline in Malaysia is 8,840 km in 2018 with monitoring stations of marine water quality in the coastal area is 188 stations. Out of these, 124 stations was in excellent category.



Compendium of Environment Statistics 2019



Temperature

2018: 15.9 - 33.4°C
2014: 15.7 - 33.7°C



Rainfall

2018: 1,801.6 - 4,581.8mm
2014: 1,420.6 - 3,776.0mm



Mean relative humidity

2018: 72.7- 89.3%
2014: 74.4 - 89.8%

Supply of raw water extracted directly from rivers

2018: 14,769 MLD
2014: 13,968 MLD



Population

2019^e: 32.6 million
2015: 31.2



Urban population

2019^e: 76.2%
2015: 74.3%

Supply of raw water extracted directly from storage dams

2018: 3,345
2014: 2,613



Food poisoning

2018: 15,023 cases
2014: 17,651 cases

Status of marine water quality at coastal areas (Excellent station category)

2018: 124
2015: 9

Coastal length

2018: 8,840 km

Landing of marine fish

2018^P: 1.48 million tonnes
2014: 1.46 million tonnes




Total of aquaculture production

2018^P: 0.40 million tonnes
2014: 0.52 million tonnes

Notes:
e - estimates
p - preliminary
MLD - Million litres per day
km - Kilometre

Released By:

DATO' SRI DR. MOHD UZIR MAHIDIN
CHIEF STATISTICIAN MALAYSIA
DEPARTMENT OF STATISTICS, MALAYSIA

 [DrUzir_Mahidin](#)   [Dr_Uzir](#)

29 November 2019

Contact person:

Rohaida binti Mohamad
Public Relation Officer
Strategic Communication and International Division
Department of Statistics, Malaysia
Tel : +603-8885 7942
Fax : +603-8888 9248
Email : rohaida.mohamad[at]dosm.gov.my