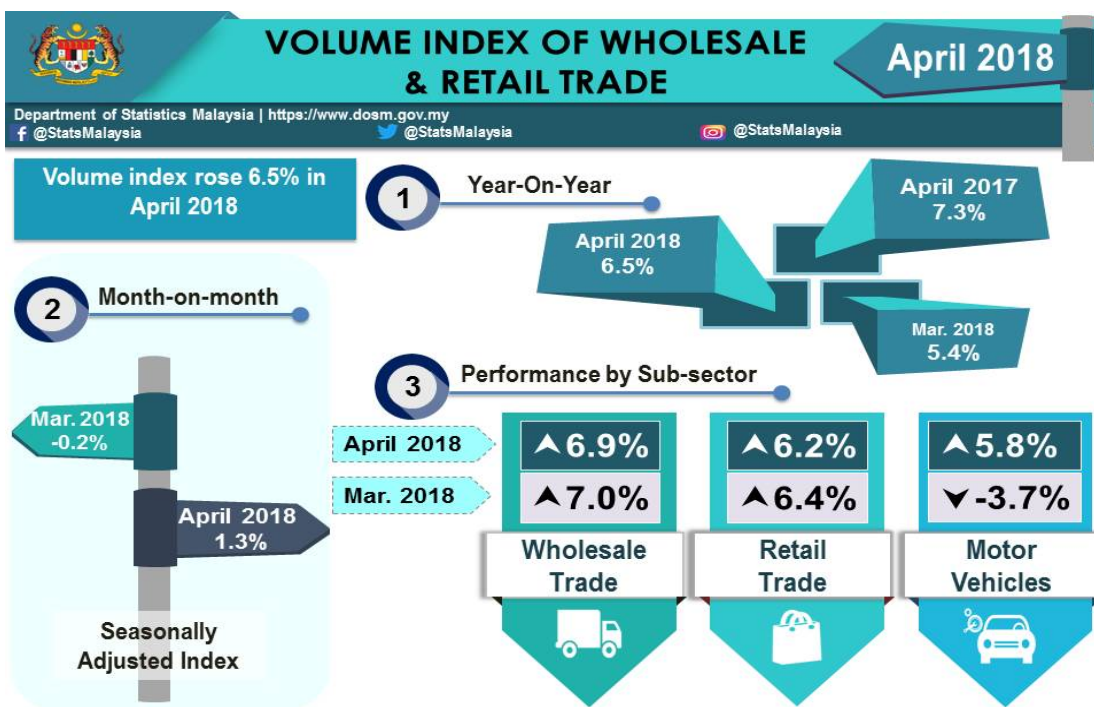




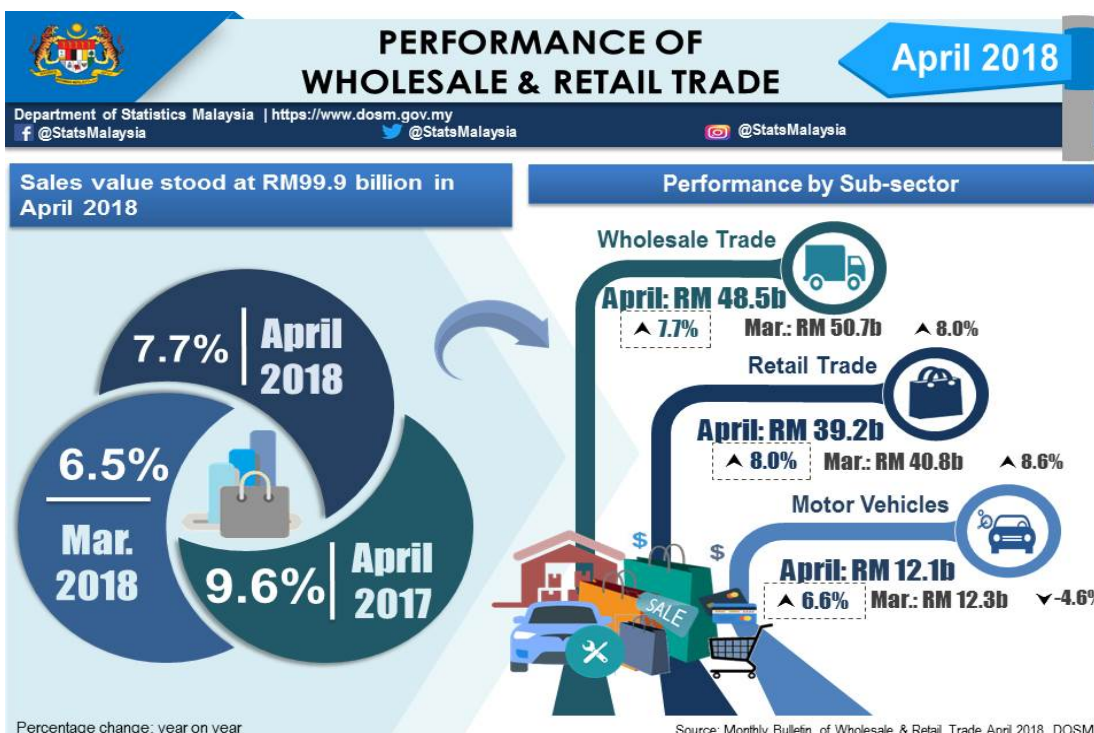
DEPARTMENT OF STATISTICS MALAYSIA

PRESS RELEASE

VOLUME INDEX OF WHOLESALE & RETAIL TRADE ROSE 6.5 PER CENT IN APRIL 2018



Source: Monthly Bulletin of Wholesale & Retail Trade April 2018, DOSM



Source: Monthly Bulletin of Wholesale & Retail Trade April 2018, DOSM

HIGHLIGHTS

Volume index of Wholesale & Retail Trade rose **6.5 per cent** to **159.9 points** in April 2018 as compared to April 2017. The growth was supported by the increase in Wholesale Trade (**6.9%**). Within the same period, seasonally adjusted volume index of Wholesale & Retail Trade increased by **1.3 per cent** as compared to the preceding month.

Sales value of Wholesale & Retail Trade stood at **RM99.9 billion**, increased **7.7 per cent** in April 2018 as compared to the corresponding period in 2017. The sales value consists of Wholesale Trade (**RM48.6 billion**), Retail Trade (**RM39.2 billion**) and Motor Vehicles (**RM12.1 billion**). This positive growth was contributed by Retail Trade (**8.0%**) and Wholesale Trade (**7.7%**).

Wholesale Trade

Volume index of Wholesale Trade grew **6.9 per cent** to **171.5 points** in April 2018 as compared to April 2017. Month-on-month basis, this volume index (seasonally adjusted) recorded positive growth **0.3 per cent** as against the previous month.

Sales value of Wholesale Trade registered **7.7 per cent** growth to **RM48.6 billion** as compared to the corresponding month of the previous year. Month-on-month basis, this business registered negative growth **4.0 per cent**.

Retail Trade

Volume index of Retail Trade rose **6.2 per cent** to **162.9 points** in April 2018 as compared to the same month of previous year. Compared to March 2018, seasonally adjusted volume index of Retail Trade increased by **0.7 per cent**.

Retail Trade recorded an increase in sales value to **RM39.2 billion** or **8.0 per cent** as compared to a year ago. Month-on-month, sales value of this business registered negative growth of **4.1 per cent**.

Motor Vehicles

Year-on-year, volume index of Motor Vehicles recorded positive growth of **5.8 per cent** to **122.2 points** in April 2018. For month-on-month comparison, seasonally adjusted volume index of this business increased **6.5 per cent** as against March 2018.

For this month, sales value of Motor Vehicles recorded positive growth of **6.6 per cent** to **RM12.1 billion** as compared to the same month of the preceding year. Compared to March 2018, sales value registered negative growth of **1.5 per cent**.




The details report are as shown in [Bulletin of Wholesale & Retail Trade](#) and [Table](#).

*Notes:

Data for April 2018 is provisional. The data will be updated based on the latest available figures and subsequently published in the bulletin of March 2018.

Released By:

DATO' SRI DR. MOHD UZIR MAHIDIN
CHIEF STATISTICIAN MALAYSIA
DEPARTMENT OF STATISTICS MALAYSIA

 [DrUzir_Mahidin](#)   [dr_uzir](#)

12 June 2018

Contact person:

Ho Mei Kei

Public Relation Officer

Strategic Communication and International Division

Department of Statistics, Malaysia

Tel : +603-8885 7942

Fax : +603-8888 9248

Email : mkho[at]dosm.gov.my