



DEPARTMENT OF STATISTICS MALAYSIA



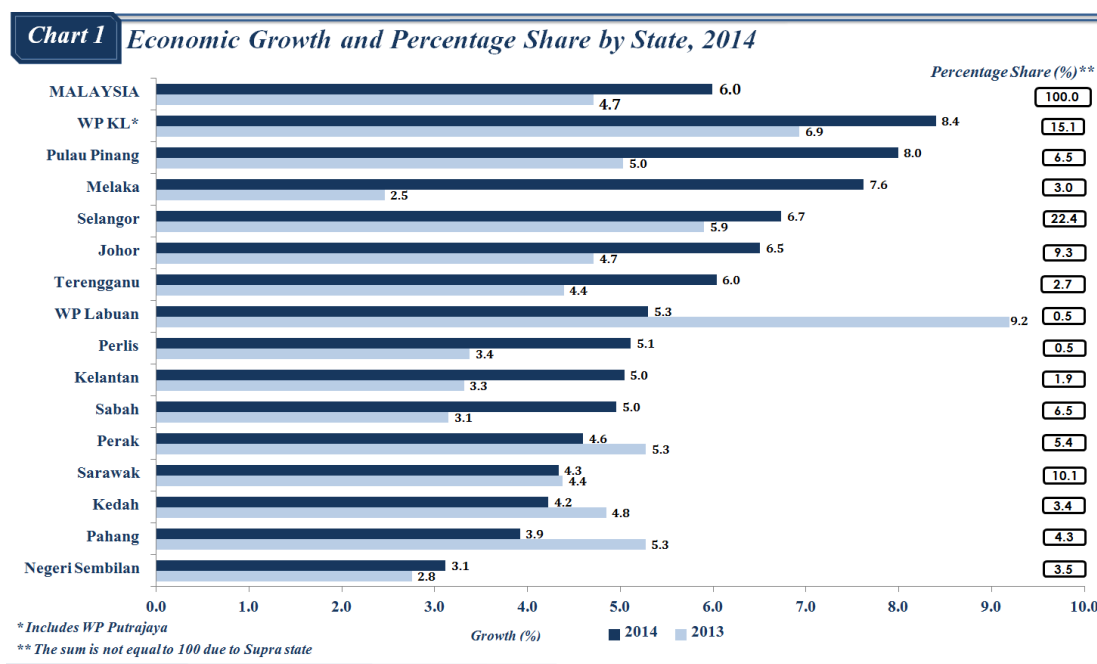
**PRESS RELEASE**  
**GDP by State, 2010-2014**

**INTRODUCTION**

The Malaysian economy grew at a stronger pace in 2014 with a growth of 6.0 per cent (2013: 4.7 per cent). Better momentum was recorded by all sectors especially Services and Manufacturing spearheading the growth.

**GDP CONTRIBUTION BY STATE, 2014**

The contribution of GDP in 2014 was led by Selangor with 22.4 per cent followed by WP Kuala Lumpur (15.1 per cent), Sarawak (10.1 per cent), Johor (9.3 per cent) and Sabah (6.5 per cent). These five states contributed 63.4 per cent to the national economy as depicted in Chart 1.



**ECONOMIC GROWTH BY STATE, 2014**

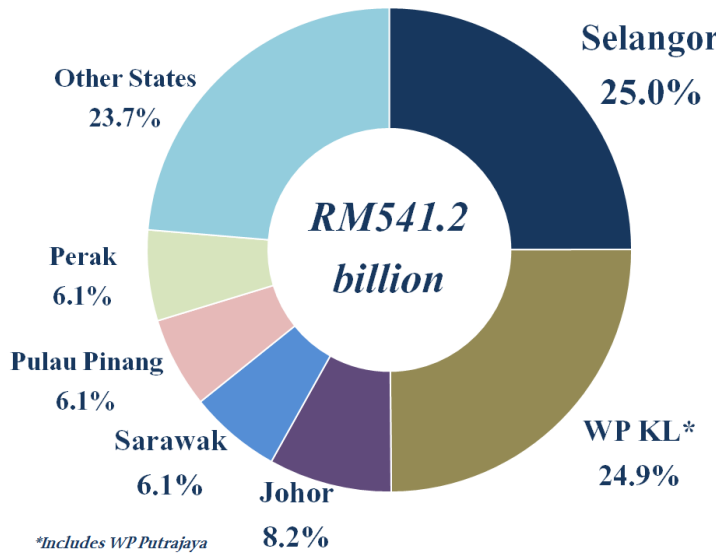
Six states surpassed the national growth of 6.0 per cent led by WP Kuala Lumpur (8.4 per cent) contributed by Services sector as shown in Chart 1. Overall, the Services sector is also the main impetus for WP Labuan (5.3 per cent), Perlis (5.1 per cent), Kelantan (5.0 per cent), Perak (4.6 per cent), Kedah (4.2 per cent), Pahang (3.9 per cent) and Negeri Sembilan (3.1 per cent). Meanwhile, economy in Pulau Pinang and Melaka were largely driven by Manufacturing sector with a growth of 8.0 per cent and 7.6 per cent respectively.

Sabah's economy expanded to 5.0 per cent in 2014 which was influenced by the moderate growth in Services and Mining & Quarrying sectors. Meanwhile, Sarawak (4.3 per cent) was driven by Agriculture and Services sectors. However, a slower growth in Mining and Quarrying sector dragged down the overall GDP for Sarawak.

## PERFORMANCE BY SECTOR, 2014

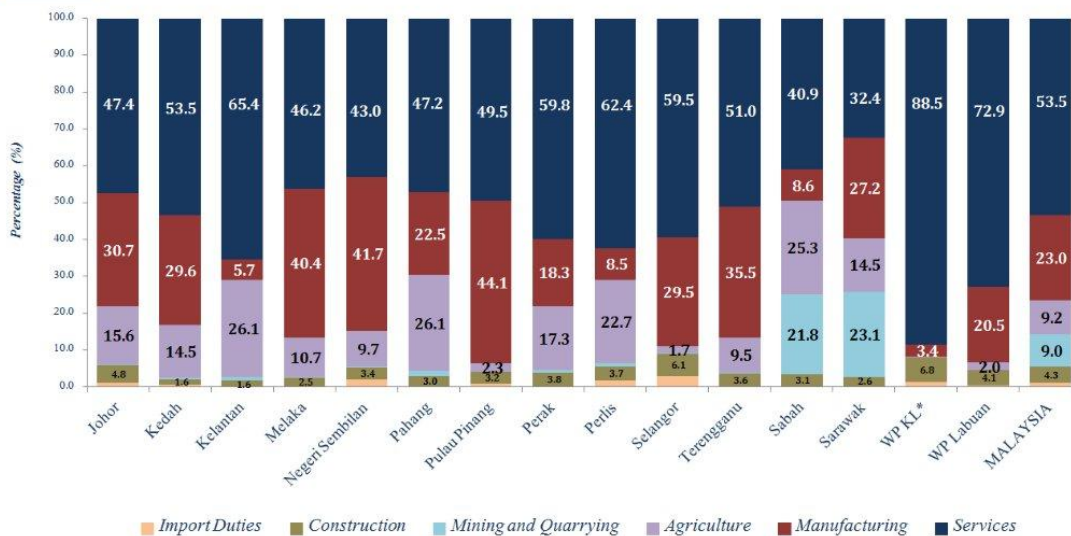
Selangor and WP Kuala Lumpur were the major contributors for Services sector in Malaysia with a combined share of 49.9 per cent (Chart 2). Wholesale & Retail Trade activities were the significant contributors to most of the states. On the other hand, Terengganu and WP Labuan were supported by Utilities and Finance & Insurance subsectors respectively.

**Chart 2** Percentage Share of Services Sector by State, 2014



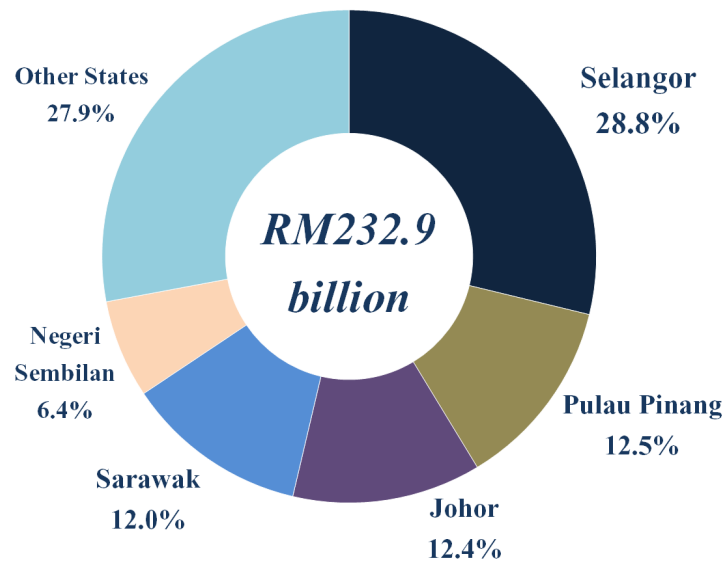
Services sector recorded the highest contribution in WP Kuala Lumpur (88.5 per cent), WP Labuan (72.9 per cent), Kelantan (65.4 per cent) and Perlis (62.4 per cent) as shown in Chart 3.

**Chart 3** Percentage Share of Economic Activity by State, 2014



Contribution of Selangor to the overall Manufacturing sector stood at 28.8 per cent followed by Pulau Pinang (12.5 per cent), Johor (12.4 per cent) and Sarawak (12.0 per cent) as depicted in Chart 4.

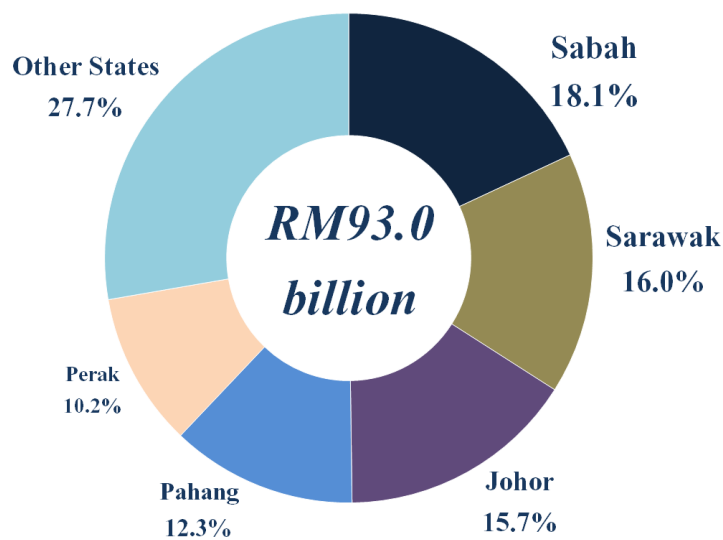
**Chart 4** *Percentage Share of Manufacturing Sector by State, 2014*



The Manufacturing sector grew by 6.2 per cent backed by a strong performance of Electrical and Electronic Products in Pulau Pinang, Selangor and Johor. Meanwhile, Motor Vehicles and Transport Equipment activity supported Manufacturing sector in Selangor, Melaka and Pahang. The rebound in Refined Petroleum Products at national level was contributed by Sarawak, Melaka and Negeri Sembilan. In addition, the improvement in Chemicals & Chemical Products and Pharmaceutical activity in Terengganu and Selangor contributed positively to the overall Manufacturing performance.

Sabah remained as the largest contributor in Agriculture sector with 18.1 per cent, followed by Sarawak, Johor, Pahang and Perak as shown in Chart 5. These five states collectively contributed 72.3 per cent to the overall Agriculture sector, mainly due to contribution from Oil Palm subsector.

**Chart 5** *Percentage Share of Agriculture Sector by State, 2014*



Selangor and WP Kuala Lumpur were the main contributors in Construction sector with a combined share of 56.2 per cent (Table 1). These states continued to register a double digit growth in 2014.

<i>State</i>	<i>Percentage Share (%)</i>
Selangor	32.1
WP KL*	24.1
Johor	10.5
Sarawak	6.1
Pulau Pinang	4.9
Perak	4.9
Sabah	4.7
Pahang	3.0
Negeri Sembilan	2.8
Terengganu	2.3
Melaka	1.7
Kedah	1.2
Kelantan	0.7
WP Labuan	0.5
Perlis	0.4

*\*Includes WP Putrajaya*

## GDP PER CAPITA, 2014

GDP Per Capita at national level rose from RM33,721 to RM36,165 in 2014 (Table 2). Six states which exceeded this level were WP Kuala Lumpur being the top of the list with RM91,097 followed by WP Labuan (RM56,062), Sarawak (RM44,437), Pulau Pinang (RM42,186), Selangor (RM40,701) and Melaka (RM38,766). All states recorded an increase of GDP Per Capita ranging from RM549 to RM8,835.

<i>State</i>	<i>2013</i>	<i>2014</i>
WP KL*	82,262	91,097
WP Labuan	53,610	56,062
Sarawak	41,792	44,437
Pulau Pinang	38,472	42,186
Selangor	38,082	40,701
Melaka	35,727	38,766
Negeri Sembilan	34,092	35,969
Pahang	27,912	29,575
Johor	26,317	28,466
Terengganu	24,488	26,573
Perak	22,438	24,207
Sabah	18,647	19,672
Perlis	20,136	21,084
Kedah	16,629	17,321
Kelantan	11,265	11,815
<b>MALAYSIA</b>	<b>33,721</b>	<b>36,165</b>

*\*Includes WP Putrajaya*

### Released By:

**THE OFFICE OF CHIEF STATISTICIAN MALAYSIA  
DEPARTMENT OF STATISTICS, MALAYSIA  
30 October 2015**

### Contact person:

Norrita binti Amran  
Public Relation Officer  
Corporate and User Services Division  
Department of Statistics, Malaysia  
**Tel** : +603-8885 7942  
**Fax** : +603-8888 9248  
**Email** : norrita.amran@stats.gov.my