



PRESS RELEASE
SOCIAL STATISTICS BULLETIN, MALAYSIA, 2016

INTRODUCTION

Social Statistics Bulletin, Malaysia, 2016 presents selected social statistics as the basic indicators for measuring the quality of life and well-being of the population at the national and state level. The main areas covered are population, housing, health, education, employment, social services, public safety and communication & recreation. Selected social statistics on health, education and public safety are highlighted as follows:

A) HEALTH

Doctor to Population Ratio

The number of doctors increased from 45,565 (2014) to 46,491 persons in 2015. This showed an increase of 2.0 per cent compared to 2014. Doctor to population ratio for 2015 was 671 persons compared to 674 persons in 2014.

Dentist to Population Ratio

In 2015, the number of dentists showed an increase of 8.4 per cent from 5,888 persons in 2014 to 6,384 persons. However, dentist to population ratio decreased from 5,215 persons (2014) to 4,885 persons (2015).

Diagram 1: Medical personnel to population ratio, Malaysia, 2014¹ and 2015

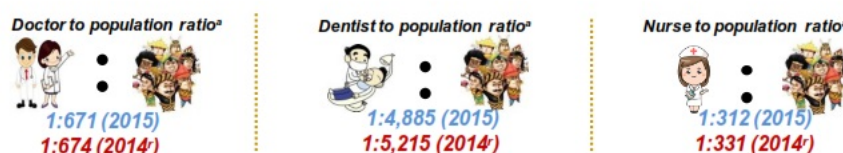


Diagram 2: Number of hospitals and clinics, Malaysia, 2014 and 2015




Diagram 3: Number of hospital beds^a per 100,000 population, Malaysia, 2014 and 2015



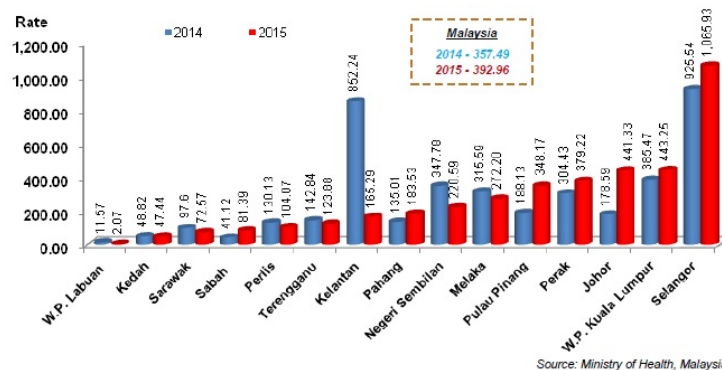
Source: Health Informatics Centre, Ministry of Health, Malaysia

Note:
^a The calculation of ratio was based on the latest current population estimates by Department of Statistics, Malaysia
¹ Revised

Dengue Fever

Incidence rate for dengue fever increased from 357.49 per 100,000 population (2014) to 392.96 per 100,000 population (2015). Three states recorded incidence rates for dengue fever which exceeded the national level, namely Selangor (1,065.93 per 100,000 population), W.P. Kuala Lumpur (443.25 per 100,000 population) and Johor (441.33 per 100,000 population).

Chart 1: Incidence rate for dengue fever per 100,000 population by state, Malaysia 2014 and 2015



Note: W.P. Kuala Lumpur include W.P. Putrajaya

Source: Ministry of Health, Malaysia

B) EDUCATION

Student Teacher Ratio in Primary School

The number of teacher in government and government-aided primary schools was 233,365 in 2015, an increase of 1,133 teachers compared to 232,232 in 2014. Student teacher ratio in government and government-aided primary schools for Malaysia in 2014 and 2015 were recorded as 11.7 and 11.5 respectively.

Student Teacher Ratio in Secondary School

The number of teacher in government and government-aided secondary schools was 181,975 in 2015, an increase of 1,751 teachers compared to 180,224 in 2014. Student teacher ratio in government and government-aided secondary schools in Malaysia decreased from 12.5 (2014) to 12.0 (2015).

Diagram 4: Number of school, teacher and student, Malaysia, 2014 and 2015

YEAR	Number of schools		Number of teachers		Number of students	
	2015	2014	2015	2014	2015	2014
PRIMARY SCHOOL						
Government & government-aided	7,763	7,758	233,365	232,232	2,683,992	2,709,340
Private	114	106	2,838	3,024	35,052	34,186
SECONDARY SCHOOL						
Government & government-aided	2,397	2,375	181,975	180,224	2,181,840	2,257,712
Private	164	160	6,932	7,159	108,891	109,910
OTHER EDUCATION INSTITUTE						
International	113	100	4,261	4,543	46,326	41,754
Expatriate	13	14	395	404	4,587	4,778
Special education	14	11	156	151	804	840



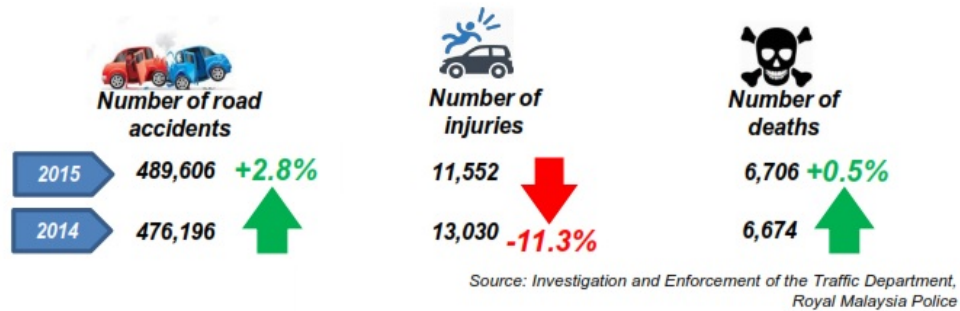
Source: Ministry of Education, Malaysia

C) PUBLIC SAFETY

Road Accidents

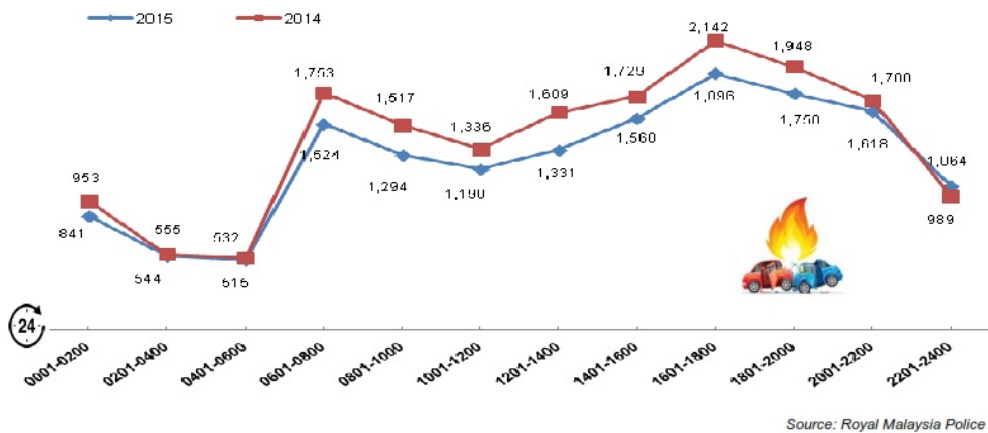
The statistics of road accidents reported an increase for the period of 2014 (476,196 cases) until 2015 (489,606 cases). However, the number of injuries in road accident reported showed a decrease from 13,030 (2014) to 11,552 (2015). Number of death in road accident reported was 6,674 cases in 2014 and 6,706 cases in 2015.

Diagram 5: Number of road accidents, injuries and deaths reported, Malaysia, 2014 and 2015



In 2015, the highest number of incidents in road accidents occurred from 4.01–6.00 pm with 1,896 cases. Meanwhile, the lowest number of incident in road accidents was from 4.01–6.00 am with 515 cases.

Chart 2: Number of incidents in road accident reported by time, Malaysia, 2014 and 2015



HEALTH

Medical personnel to population ratio, Malaysia, 2014^r and 2015

Doctor to population ratio^a



1:671 (2015)
1:674 (2014^r)

Dentist to population ratio^a



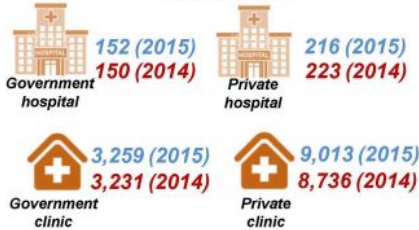
1:4,885 (2015)
1:5,215 (2014^r)

Nurse to population ratio^a



1:312 (2015)
1:331 (2014^r)

Number of hospitals and clinics, Malaysia, 2014 and 2015



Number of hospital beds^a per 100,000 population, Malaysia, 2014 and 2015



Note:

^a The calculation of ratios was based on the latest current population estimates, Department of Statistics, Malaysia

^r Revised

Source: Health Informatics Centre, Ministry of Health, Malaysia

EDUCATION

Number of schools, teachers and students, Malaysia, 2014 and 2015

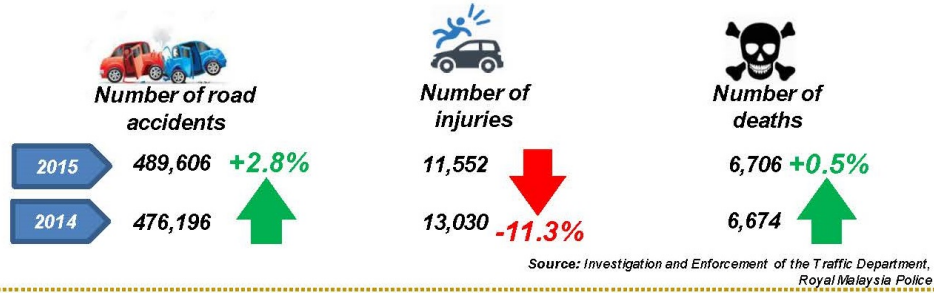
YEAR	Number of schools		Number of teachers		Number of students	
	2015	2014	2015	2014	2015	2014
PRIMARY SCHOOL						
Government & government-aided	7,763	7,758	233,365	232,232	2,683,992	2,709,340
Private	114	106	2,838	3,024	35,052	34,186
SECONDARY SCHOOL						
Government & government-aided	2,397	2,375	181,975	180,224	2,181,840	2,257,712
Private	164	160	6,932	7,159	108,891	109,910
OTHER EDUCATION INSTITUTE						
International	113	100	4,261	4,543	46,326	41,754
Expatriate	13	14	395	404	4,587	4,778
Special education	14	11	156	151	804	840



Source: Ministry of Education, Malaysia

PUBLIC SAFETY

Number of road accidents, injuries and deaths reported, Malaysia, 2014 and 2015



Property and violent crime reported, Malaysia, 2014 and 2015



The detailed information regarding this report can be accessed through the [eStatistik](#) application in the website of Department of Statistics, Malaysia, www.dosm.gov.my.

RELEASED BY:

THE OFFICE OF CHIEF STATISTICIAN MALAYSIA

DEPARTMENT OF STATISTICS, MALAYSIA

15 December 2016

Released By:

THE OFFICE OF CHIEF STATISTICIAN MALAYSIA

DEPARTMENT OF STATISTICS, MALAYSIA

15 December 2016

Contact person:

Ho Mei Kei

Public Relation Officer

Corporate and User Services Division

Department of Statistics, Malaysia

Tel : +603-8885 7942

Fax : +603-8888 9248

Email : mkho[at]stats.gov.my