



DEPARTMENT OF STATISTICS MALAYSIA

---

PRESS RELEASE

LABOUR PRODUCTIVITY OF THIRD QUARTER 2018

---

Malaysia's labour productivity, as measured by value added per hour worked, rose 2.9 per cent in the third quarter of 2018 after registering 3.8 per cent in Q2 2018. During this quarter, Malaysia's Gross Domestic Product (GDP) grew 4.4 per cent (Q2 2018: 4.5%) while hours worked increased 1.4 per cent (Q2 2018: 0.7%).

Labour productivity expressed as the ratio of value added to employment recorded 1.7 per cent (Q2 2018: 2.0%) as employment increased 2.6 per cent (Q2 2018: 2.4%).

Labour productivity in Agriculture sector moderated to 1.4 per cent in Q3 2018 (Q2 2018: 3.4%). In terms of value added, this sector posted a negative growth of 1.4 per cent (Q2 2018: -2.5%) while hours worked recorded a decrease of 2.7 per cent (Q2 2018: -5.7%). Meanwhile, labour productivity by value added per employment dropped 1.9 per cent (Q2 2018: 1.3%) as employment increased 0.6 per cent (Q2 2018: -3.7%).

Labour productivity of Mining and Quarrying sector decreased 2.9 per cent (Q2 2018: 6.2%). The growth of value added continued its declining trend to a negative 4.6 per cent (Q2 2018: -2.2%) while hours worked fell 1.7 per cent (Q2 2018: -7.9%). In the meantime, the growth of labour productivity by employment moderated to 0.8 per cent (Q2 2018: 5.2%) while employment dropped 5.3 per cent (Q2 2018: -7.0%).

The growth of labour productivity in the Manufacturing sector stepped up to 2.4 per cent (Q2 2018: 1.7%). Value added registered a growth of 5.0 per cent (Q2 2018: 4.9%) while hours worked increased 2.6 per cent (Q2 2018: 3.1%). In the meantime, labour productivity by employment recorded 2.2 per cent (Q2 2018: 1.5%) as employment increased 2.7 per cent (Q2 2018: 3.4%).

Labour productivity in Construction sector moderated to 4.3 per cent during this quarter (Q2 2018: 5.0%). Value added grew 4.6 per cent (Q2 2018: 4.7%) while hours worked rebounded 0.3 per cent (Q2 2018: -0.3%). When measured by value added per employment, labour productivity posted 3.2 per cent (Q2 2018: 4.0%) as employment grew 1.4 per cent (Q2 2018: 0.7%).

Labour productivity in the Services sector increased 5.1 per cent (Q2 2018: 5.0%). The growth of value added expanded further at 7.2 per cent (Q2 2018: 6.5%) while hours worked rose 2.0 per cent (Q2 2018: 1.5%). Labour productivity expressed as the ratio of value added to employment posted a better performance of 3.9 per cent (Q2 2018: 2.6%) as employment grew 3.2 per cent (Q2 2018: 3.9%) during the quarter.




Image type unknown

[https://www.dosm.gov.my/v1/uploads/images/MBLS/ProduktivitiBuruh/Q3%202018/Info%20LPQ32018\\_BI\\_2.png](https://www.dosm.gov.my/v1/uploads/images/MBLS/ProduktivitiBuruh/Q3%202018/Info%20LPQ32018_BI_2.png)



**Released By:**

**DATO' SRI DR. MOHD UZIR MAHIDIN  
CHIEF STATISTICIAN MALAYSIA  
DEPARTMENT OF STATISTICS, MALAYSIA**

 [DrUzir\\_Mahidin](#)   [Dr\\_Uzir](#)

**23 November 2018**

**Contact person:**

Ho Mei Kei  
Public Relation Officer  
Strategic Communication and International Division  
Department of Statistics, Malaysia  
**Tel** : +603-8885 7942  
**Fax** : +603-8888 9248  
**Email** : mkho[at]dosm.gov.my