



DEPARTMENT OF STATISTICS MALAYSIA

PRESS RELEASE

EMPLOYMENT STATISTICS FOURTH QUARTER 2020

Introduction

This publication presents the labour demand statistics based on the Quarterly Employment Survey conducted on formal private sector establishments encompassing major economic activities namely Agriculture, Mining & Quarrying, Manufacturing, Construction and Services. The principal statistics of employment presented in this report are jobs, filled jobs, vacancies and jobs created by economic activity and category of skill.

Labour Demand, Fourth Quarter of 2020

The total jobs in the private sector during Q4 2020 declined 15 thousand to 8,457 thousand jobs (Q4 2019: 8,661 thousand jobs). There were 8,281 thousand filled jobs with rate of 97.9 per cent. In the meantime, the rate of vacancies was 2.1 per cent encompassing 176 thousand vacancies.

Labour Demand by Skill

Looking at the breakdown of jobs by skill category, jobs in the **skilled category** in Q4 2020 dropped by 36 thousand to 2,065 thousand on jobs (Q4 2019: 2,101 thousand jobs). Out of this total, 98.0 per cent was filled jobs (2,025 thousand) while the remaining 2.0 per cent were vacancies (41 thousand). There were 5 thousand jobs created in this category during this quarter.

Jobs was predominantly in the **semi-skilled category** with a share of 62.4 per cent or 5,279 thousand jobs. The number of jobs declined by 129 thousand from 5,408 thousand in Q4 2019. Jobs in this category comprising of 98.1 per cent of filled jobs (5,181 thousand) and 1.9 per cent of vacancies (98 thousand). More than half of jobs created were in this category which accounted 63.2 per cent from the total jobs created (11 thousand).

Meanwhile, jobs in **low-skilled category** decreased by 40 thousand posted 1,113 thousand jobs in this quarter compared to 1,153 thousand in Q4 2019. Low-skilled jobs constituted of 96.7 per cent of filled jobs (1,076 thousand) and 3.3 per cent of vacancies (37 thousand). During this quarter, a total of one thousand jobs were created.

Labour Demand by Economic Activity

In terms of economic activity, more than half of jobs and filled jobs were in Services sector with a share of 51.6 per cent (4,368 thousand) and 52.4 per cent (4,341 thousand) respectively. In the meantime, filled jobs in Manufacturing sector was 2,159 thousand represented 26.1 per cent of total filled jobs. These two sectors made up 78.3 per cent of jobs (6,625 thousand) accounted for 98.1 per cent from the total of filled jobs.

While for the vacancies, the largest share was concentrated in Manufacturing sector with 55.6 per cent, followed by Agriculture (16.8%) and Services (15.4%). Construction and Mining & Quarrying sector accounted 12.0 per cent and 0.3 per cent of vacancies respectively

In the meantime, jobs created was largely in Manufacturing sector with a percentage share of 40.5 per cent. Services sector ranked second with just 2.2 percentage points difference at 38.4 per cent, followed by Construction (16.3%), Agriculture (4.4%) and Mining & Quarrying (0.5%).



EMPLOYMENT STATISTICS FOURTH QUARTER 2020

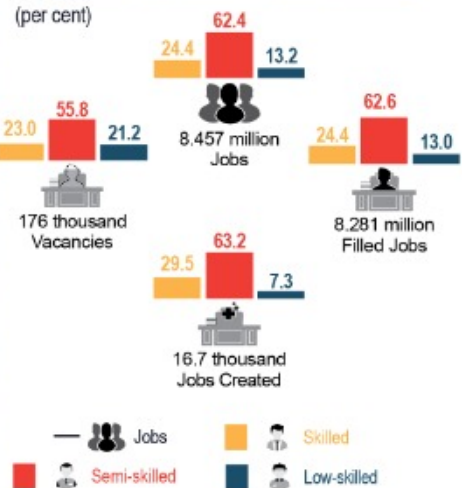
Total jobs in private sector declined by **204 thousand** year on year to **8.46 million**

(million)	8.468	8.474	8.530	8.542	8.549	8.619	8.652	8.661	8.567	8.383	8.472	8.457
	5.270	5.275	5.312	5.312	5.328	5.367	5.395	5.408	5.346	5.210	5.278	5.279
	2.055	2.059	2.075	2.082	2.080	2.106	2.117	2.101	2.058	2.069	2.065	
	1.143	1.140	1.143	1.148	1.141	1.147	1.140	1.153	1.139	1.115	1.125	1.113
	Q1 18	Q2 18	Q3 18	Q4 18	Q1 19	Q2 19	Q3 19	Q4 19	Q1 20	Q2 20	Q3 20	Q4 20

Notes: The sum of a category may differ from the total number of jobs due to independent rounding

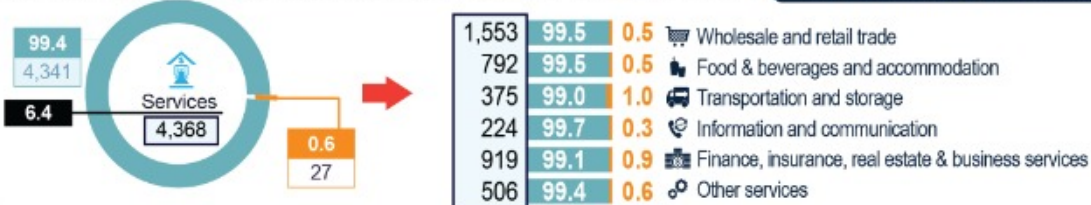


Employment by Skill

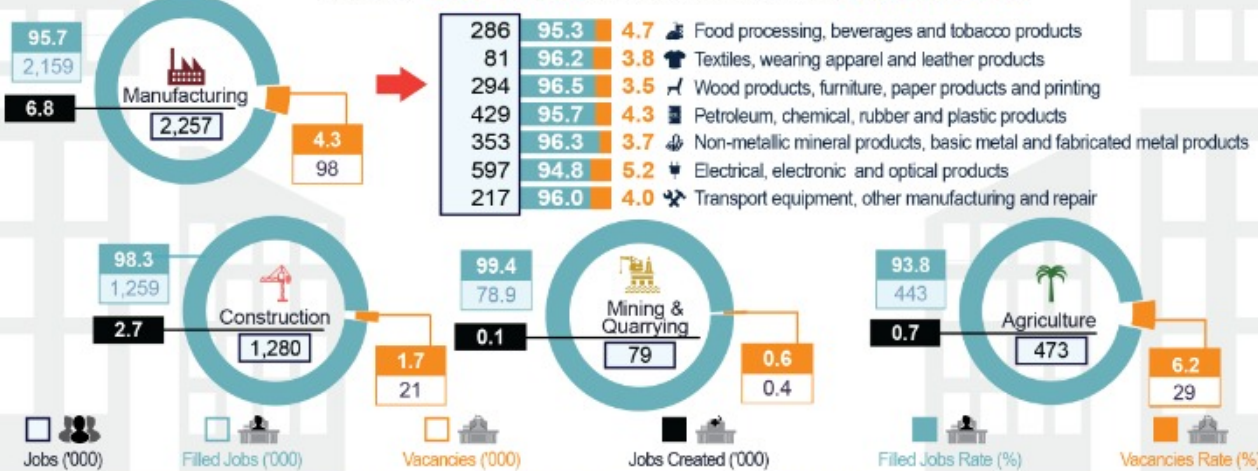


55.8 per cent of job vacancies in private sector were in **semi-skilled category**

Employment by Economic Activity



A total of **4.37 million** jobs were concentrated in **Services sector**






Source: Employment Statistics Fourth Quarter 2020, Department of Statistics Malaysia

The detailed information and technical notes are published in the publication of Employment Statistics, Fourth Quarter 2020. This publication is accessible and downloadable free of charge through the [eStatistik](#) application in DOSM web page, www.dosm.gov.my.

Released By:

**DATO' SRI DR. MOHD UZIR MAHIDIN
CHIEF STATISTICIAN MALAYSIA
DEPARTMENT OF STATISTICS, MALAYSIA**

 [DrUzir_Mahidin](#)   [Dr_Uzir](#)

9 February 2021

Contact person:

Mohd Yusrizal Ab Razak

Public Relation Officer

Strategic Communication and International Division

Department of Statistics, Malaysia

Tel : +603-8885 7942

Fax : +603-8888 9248

Email : [yusrizal.razak\[at\]dosm.gov.my](mailto:yusrizal.razak[at]dosm.gov.my)