



DEPARTMENT OF STATISTICS MALAYSIA

PRESS RELEASE

GROSS DOMESTIC PRODUCT THIRD QUARTER 2017



Department of Statistics, Malaysia
<https://www.dosm.gov.my>

<https://www.facebook.com/StatsMalaysia>
<https://twitter.com/StatsMalaysia>

MALAYSIA ECONOMY

Q3 2017



GDP GROWTH RATE

 **6.2%**



GDP at Constant 2010 Prices
RM 298.6 billion



GDP at Current Prices
RM 342.8 billion



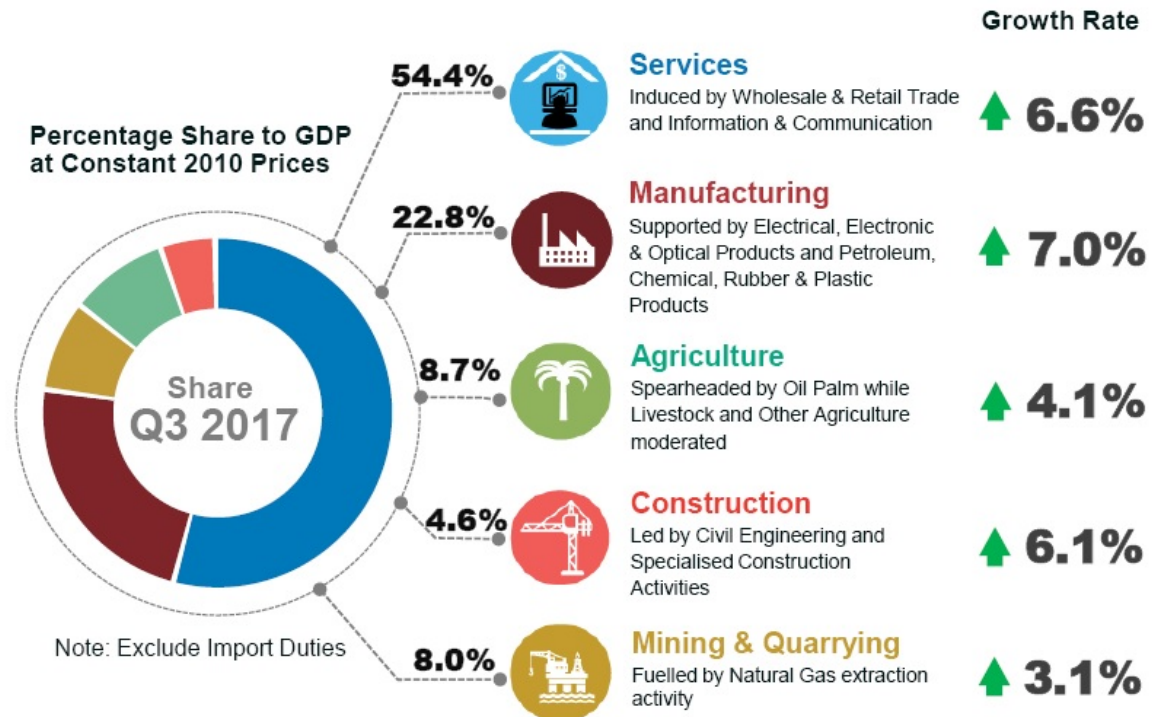
GNI per capita
at Current Prices
RM 41,567

Malaysia's economy grew stronger at 6.2 per cent with a value of RM298.6 billion at constant prices and RM342.8 billion at current prices.

PRODUCTION

Services and Manufacturing

the main impetus to the economy



EXPENDITURE

Private Final Consumption Expenditure

Expanded to
7.2 per cent
Share : **55.1%**

Contributed by:



Food & Non-alcoholic Beverages



Communication




Housing & Utilities

Stimulated by the higher consumption on Food & Non-Alcoholic Beverages, Communication and Housing & Utilities

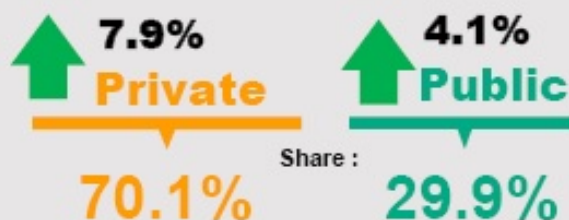
Gross Fixed Capital Formation (GFCF)

edged up to **6.7 per cent**

GFCF by Type of Assets



GFCF by Sectors



Government Final Consumption Expenditure

Higher spending on emoluments and supplies & services

4.2%

External Sector



The robust growth was reflected by better momentum in both exports of goods and services



Imports of goods continued to record double-digit growth following the improvement in imports of goods and services

Sources: Department of Statistics, Malaysia

Malaysia's economy grew stronger in the third quarter 2017 with Gross Domestic Product (GDP) surged to 6.2 per cent, higher than 5.8 per cent recorded in the previous quarter. This higher growth was the fastest rate since second quarter 2014. On a quarter-on-quarter seasonally adjusted, GDP posted a growth of 1.8 per cent against 1.3 per cent in the preceding quarter.

The favourable performance by Services and Manufacturing sectors spearheaded the production side. Meanwhile, the steady growth in Private final consumption expenditure and higher performance of Gross fixed capital formation and external trade were the main impetus for the expenditure side.

Table 1: GDP at Constant 2010 Prices

PERCENTAGE CHANGE FROM CORRESPONDING QUARTER OF PRECEDING YEAR

	2016	Q1 2016	Q2 2016	Q3 2016	Q4 2016	Q1 2017	Q2 2017	Q3 2017
GDP	4.2	4.1	4.0	4.3	4.5	5.6	5.8	6.2
PERCENTAGE CHANGE FROM PRECEDING QUARTER								
Seasonally Adjusted GDP		0.8	1.1	1.4	1.3	1.8	1.3	1.8

GDP by Production Approach

Services sector rose to 6.6 per cent after registering 6.3 per cent in previous quarter. The performance of this sector was induced by Wholesale & retail trade which remained strong by posting 7.5 per cent in this quarter. Information & communication improved to 8.8 per cent fuelled by data communication, computer services and information services activities. Nonetheless, Finance & insurance grew to 4.2 per cent as compared to 5.1 per cent in the preceding quarter due to the moderation in Insurance sub-sector.

Manufacturing sector elevated further to 7.0 per cent from 6.0 per cent recorded in the second quarter of 2017. Electrical, electronic & optical products grew to 8.7 per cent supported by higher production of semiconductors, integrated circuit and communication equipment. Furthermore, Petroleum, chemical, rubber & plastic products increased to 5.0 per cent backed by a strong performance in refined petroleum product. Vegetable & animal oils & fats and food processing posted a robust growth of 11.4 per cent as compared to 10.4 per cent in the preceding quarter led by refined palm oil products.

Agriculture sector grew 4.1 per cent after registering a growth of 5.9 per cent in the previous quarter. The growth for this sector was spearheaded by Oil palm which remained resilient by recording a double-digit growth of 10.0 per cent in this quarter. Meanwhile, Livestock and Other agriculture moderated to 4.5 per cent and 1.5 per cent respectively. Nevertheless, Fishing rebounded to 0.3 per cent supported by Aquaculture which accelerated to 10.1 per cent.

GDP by Expenditure Approach

Private final consumption expenditure expanded to 7.2 per cent (Q2 2017: 7.1%) which was largely impelled by the consumption on food & non-alcoholic beverages, communication and housing & utilities.

Gross fixed capital formation (GFCF) stepped up to 6.7 per cent in this quarter (Q217: 4.1%). The strong growth in GFCF was driven by Machinery & equipment which accelerated to 11.5 per cent and recovery in Other asset (7.2%) . On the other hand, Structure posted a modest growth of 3.6 per cent.

Exports surged to 11.8 per cent as compared to 9.6 per cent in the previous quarter. The robust growth was reflected by better momentum in both exports of goods and services. **Imports** increased 13.4 per cent (Q2 2017: 10.7%) following the improvement in imports of goods and services.

RELEASED BY:

DATO' SRI DR. MOHD UZIR MAHIDIN
CHIEF STATISTICIAN MALAYSIA
DEPARTMENT OF STATISTICS, MALAYSIA
17 November 2017

Contact person:

Ho Mei Kei
Public Relation Officer
Corporate and User Services Division
Department of Statistics, Malaysia
Tel : +603-8885 7942
Fax : +603-8888 9248
Email : mkho[at]stats.gov.my