



DEPARTMENT OF STATISTICS MALAYSIA

PRESS RELEASE

MALAYSIA EXTERNAL TRADE INDICES, FEBRUARY 2021



PRIME MINISTER'S DEPARTMENT
DEPARTMENT OF STATISTICS MALAYSIA



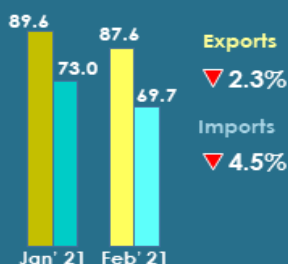
StatsMalaysia
www.dosm.gov.my

EXTERNAL TRADE INDICES, FEBRUARY 2021

Both the export & import unit value indices remained positive at 1.2% and 0.8%, respectively.

VALUE (RM BILLION)

Exports and Imports declined 2.3% and 4.5%, respectively.



TERMS OF TRADE

▲ 0.4%

▲ 2.2%

Animal & Vegetable Oils & Fats

▲ 0.5%

Inedible Crude Materials

▲ 0.3%

Chemicals

EXPORTS

Unit Value Index ▲ 1.2%

Volume Index ▼ 3.5%

3 MAIN CONTRIBUTORS

UNIT VALUE INDEX

▲ 4.8%

Animal & Vegetable Oils & Fats

▲ 3.6%

Mineral Fuels

▲ 0.4%

Machinery & Transport Equipment

VOLUME INDEX



Beverages & Tobacco

▼ 20.2%



Machinery & Transport Equipment

▼ 13.6%



Manufactured Goods

▼ 3.8%

IMPORTS

Unit Value Index ▲ 0.8%

Volume Index ▼ 5.3%

3 MAIN CONTRIBUTORS

UNIT VALUE INDEX

▲ 6.3%

Mineral Fuels

▲ 0.6%

Manufactured Goods

▲ 0.3%

Machinery & Transport Equipment

VOLUME INDEX



Machinery & Transport Equipment

▼ 7.6%



Manufactured Goods

▼ 7.3%



Miscellaneous Manufactured Articles

▼ 6.3%

Exports

The **export unit value index** posted a positive growth at 1.2% in February 2021, reflected a growth in the index of animal & vegetable oils & fats (+4.8%), mineral fuels (+3.6%) and machinery & transport equipment (+0.4%). Nevertheless, the **export volume index** declined 3.5% as compared with the previous month, was attributed to the weak performance of the index of beverages & tobacco (-20.2%), machinery & transport equipment (-13.6%) and manufactured goods (-3.8%). The seasonally adjusted **export volume index** registered an expansion of 14.0% from 142.8 points to 162.7 points.

When compared to the previous year, the **export unit value index** dropped 0.6%, while the **export volume index** registered a double digit growth at 18.3%.

Imports

The **import unit value index** grew 0.8% in February 2021 as compared with the previous month. The growth was contributed from the better performance of the index of mineral fuels (+6.3%), manufactured goods (+0.6%) and machinery & transport equipment (+0.3%). On the other hand, the **import volume index** contracted by 5.3% which was attributed from the weak performance of the index of machinery & transport equipment (-7.6%), manufactured goods (-7.3%) and miscellaneous manufactured articles (-6.3%). The seasonally adjusted **import volume index** in February 2021 grew 9.8% from 143.1 points to 157.2 points.

On a year-on-year basis, the **import unit value index** declined 1.9% while the **import volume index** expanded 14.9%.

Terms of trade

Malaysia's **terms of trade** grew 0.4% month-on-month from 101.1 points to 101.5 points in February 2021. On a year-on-year basis, Malaysia's **terms of trade** also remained positive at 1.4% from 100.2 points in February of previous year.

The full publication of the External Trade Indices, February 2021 can be downloaded through [eStatistik](#) Portal.




For more details, please refer to the Department's portal: www.dosm.gov.my

*Notes:

The February 2021 data is provisional and subject to revision in later issues.

Released By:

DATO' SRI DR. MOHD UZIR MAHIDIN
CHIEF STATISTICIAN MALAYSIA
DEPARTMENT OF STATISTICS, MALAYSIA

 [DrUzir_Mahidin](#)   [dr_uzir](#)

2 APRIL 2021

Contact person:

Mohd Yusrizal Ab Razak
Public Relation Officer
Strategic Communication and International Division
Department of Statistics, Malaysia
Tel : +603-8885 7942
Fax : +603-8888 9248
E-mail : [yusrizal.razak\[at\]dosm.gov.my](mailto:yusrizal.razak[at]dosm.gov.my)