



DEPARTMENT OF STATISTICS MALAYSIA

PRESS RELEASE

QUARTERLY CONSTRUCTION STATISTICS, FIRST QUARTER 2017




Jabatan Perangkaan Malaysia
<http://www.dosm.gov.my>

<https://www.facebook.com/StatsMalaysia>
<https://twitter.com/StatsMalaysia>

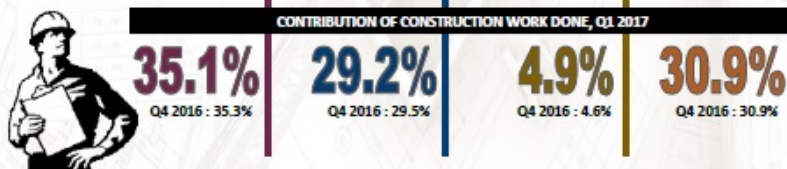


The value of construction work done in Q1 2017 grew at a faster rate of **9.7 per cent** (Q4 2016: 8.1%) to record **RM35.1 billion**

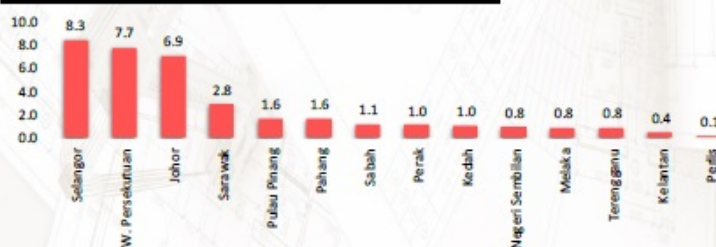
THE EXPANSION WAS DRIVEN BY POSITIVE GROWTH IN ALL SUB-SECTORS, Q1 2017



CONTRIBUTION OF CONSTRUCTION WORK DONE, Q1 2017



VALUE OF CONSTRUCTION WORK DONE BY STATES, Q1 2017 (RM BILLION)



Note: All percentage shown referred to Year-On-Year (YoY)

Source: Quarterly Construction Statistics, First Quarter 2017

Performance of the construction sector

The value of construction work done in the first quarter 2017 grew at a faster rate of 9.7 per cent year-on-year to record RM35.1 billion (Q4 2016: RM32.6 billion). Meanwhile, on quarter-on-quarter basis, the value of construction work done expanded by 7.7 per cent as compared to the previous quarter (Chart 1).

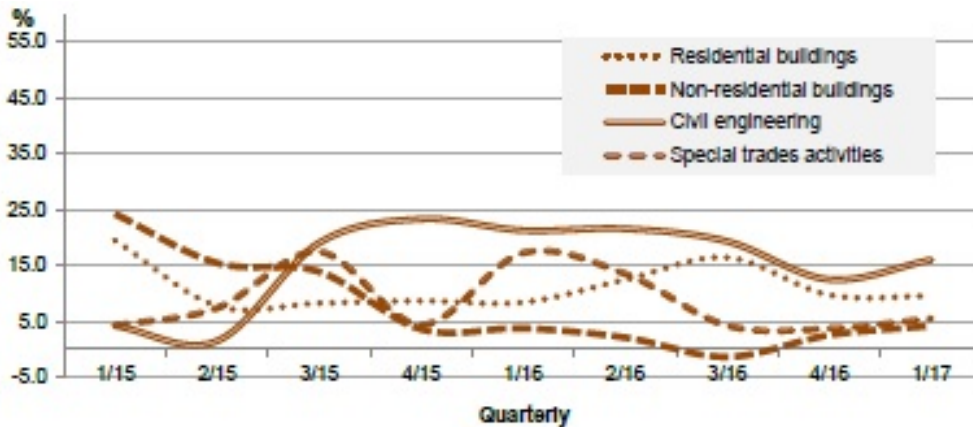
Chart 1 : Value of construction work done and annual percentage change, Q1 2015 - Q1 2017



Construction by type of activity

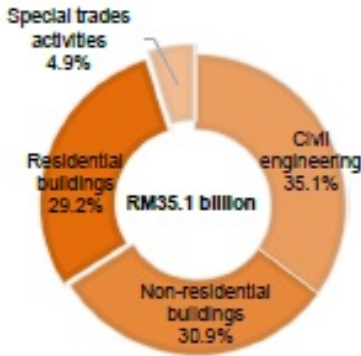
The expansion in value of construction work done in the first quarter 2017 was driven by positive growth in all sub-sectors: Civil engineering (16.0%), Residential buildings (9.5%), Non-Residential buildings (4.2%) and Special trades activities (5.5%) sub-sector as shown in Chart 2.

Chart 2 : Annual percentage change by type of activity, Q1 2015 - Q1 2017



The Civil engineering sub-sector continued to dominate the performance of value of construction work done with 35.1 per cent share, followed by Non-residential buildings (30.9%), Residential buildings (29.2%) and Special trades activities (4.9%) as shown in Chart 3.

Chart 3 : Percentage share value of construction work done by type of activity, Q1 2017



Value of construction work done by location of project

In the first quarter 2017, the highest value of construction work done were registered in Selangor with RM8.3 billion or 23.8 per cent share. The construction activities in Selangor was supported mainly by Residential and Non-residential buildings sub-sector. While, Wilayah Persekutuan ranked the second largest with RM7.7 billion (21.9% share) of the value of construction work done mainly supported by the Residential and Non-residential buildings sub-sector. The performance of other states is depicted in Chart 4 and Chart 5.

Chart 4 : Percentage of value of construction work done by location of project, Q1 2017

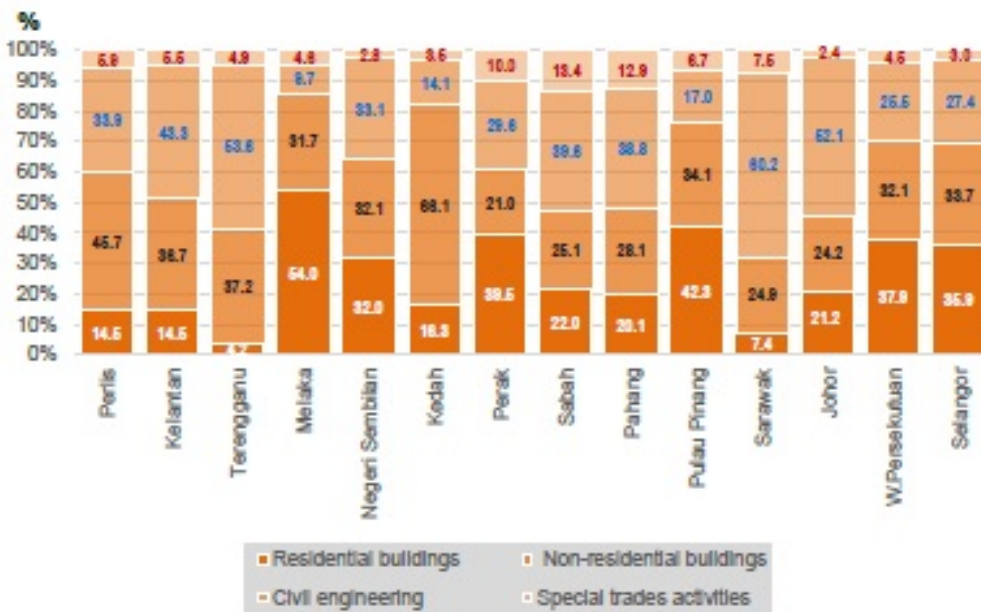
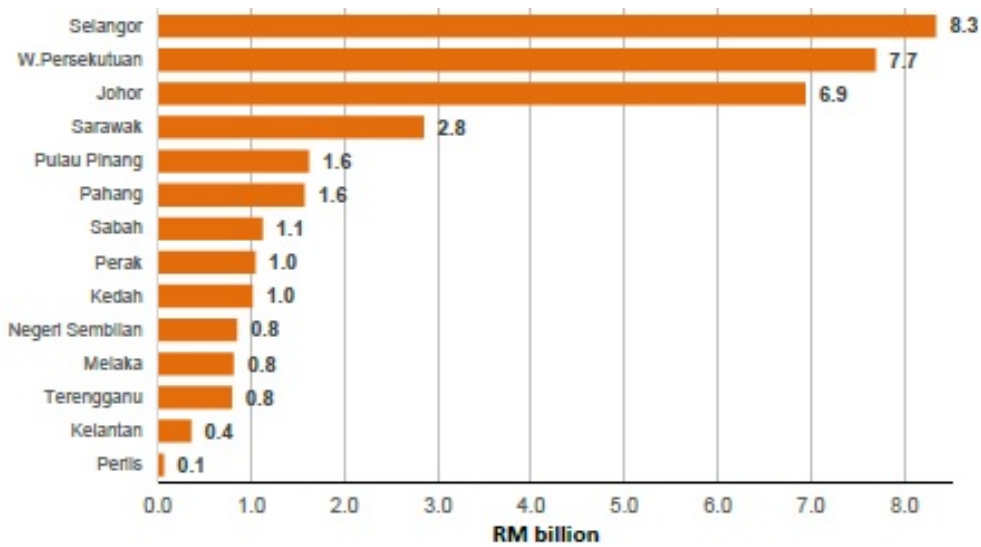


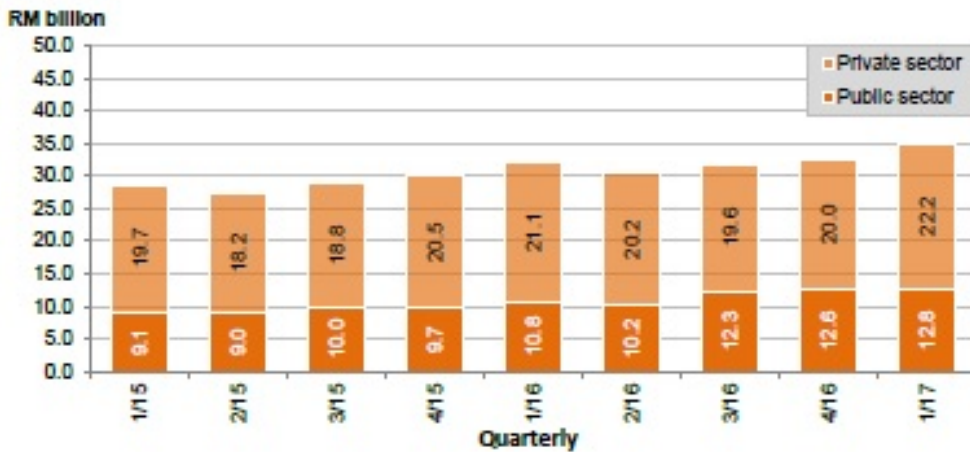
Chart 5 : Value of construction work done by location of project, Q1 2017



Construction by project owner

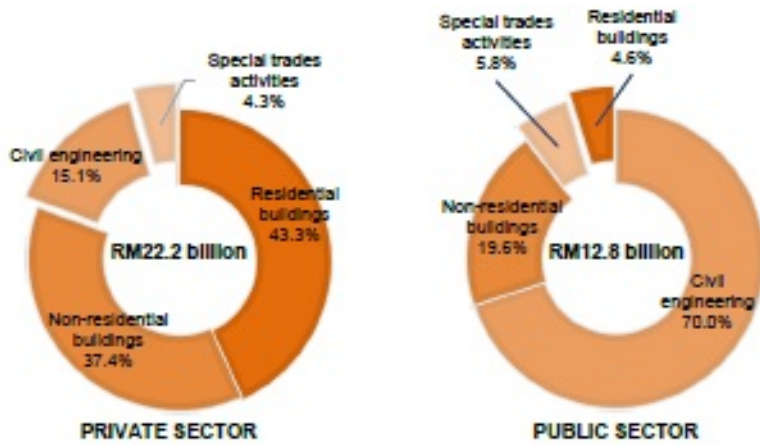
The private sector continued to propelled the construction activity with 63.5 per cent share (RM22.2 billion) as compared to the public sector with 36.5 per cent share (RM12.8 billion) as shown in Chart 6.

Chart 6 : Value of construction work done by project owner, Q1 2015 - Q1 2017



The Residential and Non-residential buildings sub-sector remains significant in the project owned by the private sector which contributed 43.3 per cent and 37.4 per cent respectively to the value of construction work done. Meanwhile, the project owned by the public sector was underpinned by the Civil engineering sub-sector with 70.0 per cent share as shown in Chart 7.

Chart 7 : Contribution of construction work done by project owner, Q1 2017



***Notes:**

Data for first quarter 2017 is provisional. The data will be updated based on the latest available figures and subsequently published in the publication second quarter 2017.

Released By:

**THE OFFICE OF CHIEF STATISTICIAN MALAYSIA
DEPARTMENT OF STATISTICS, MALAYSIA
11 May 2017**

Contact person:

Ho Mei Kei
Public Relation Officer
Corporate and User Services Division
Department of Statistics, Malaysia
Tel : +603-8885 7942
Fax : +603-8888 9248
Email : mkho[at]stats.gov.my