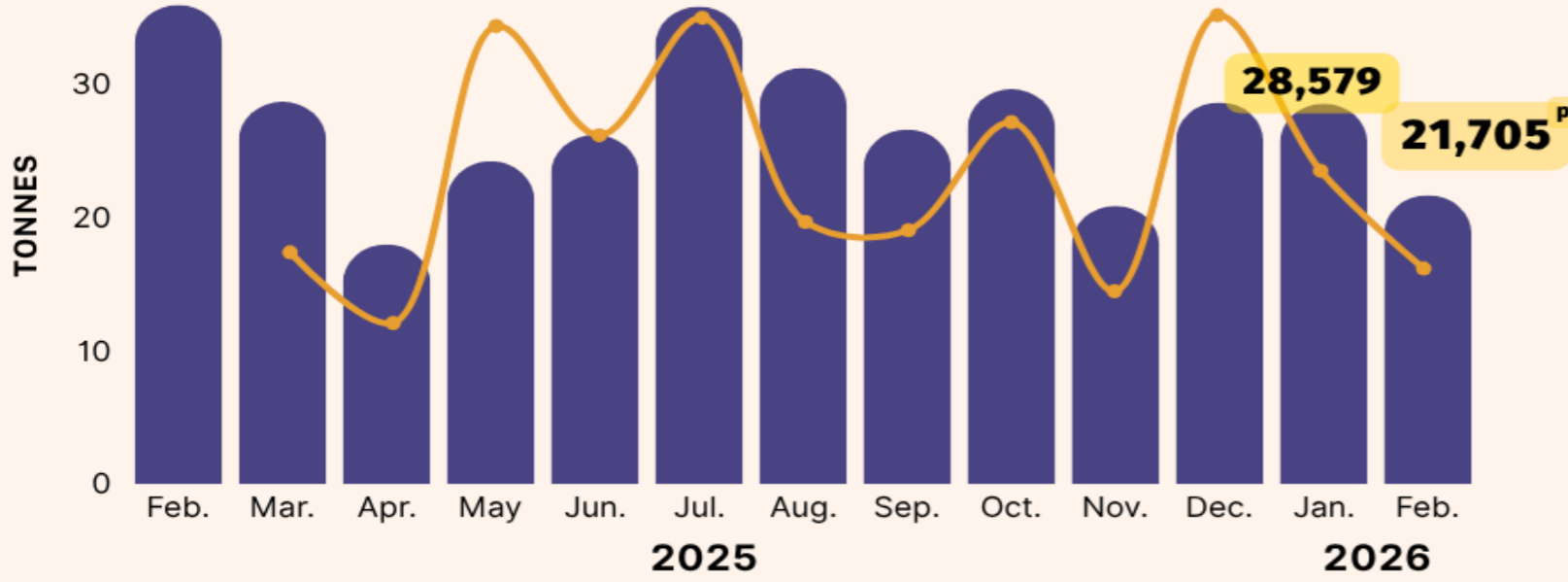


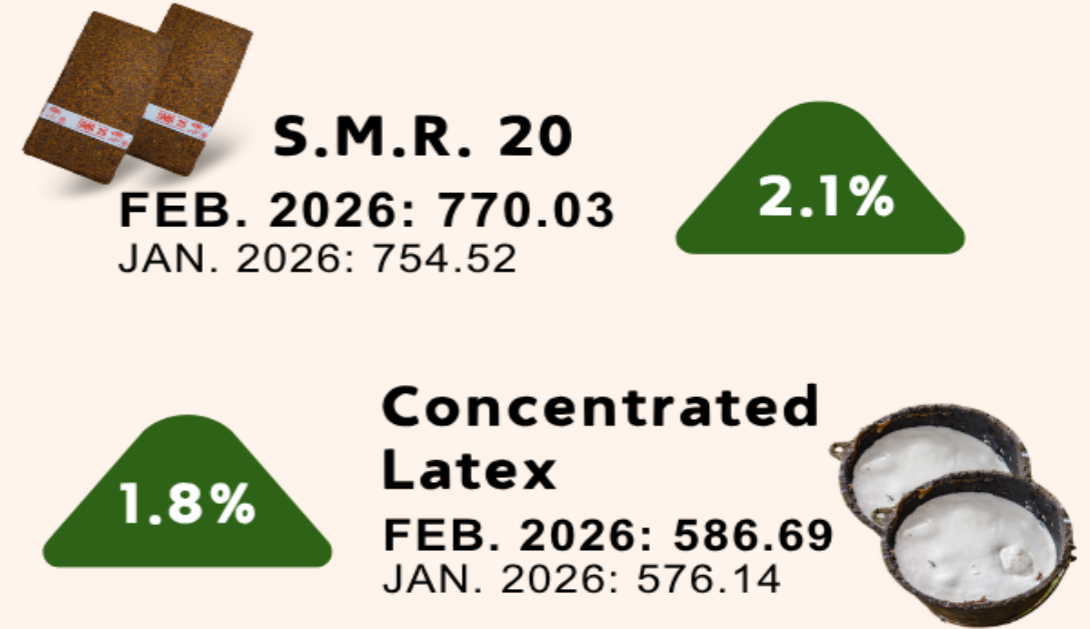


## MONTHLY RUBBER STATISTICS, FEBRUARY 2026

### PRODUCTION of NATURAL RUBBER



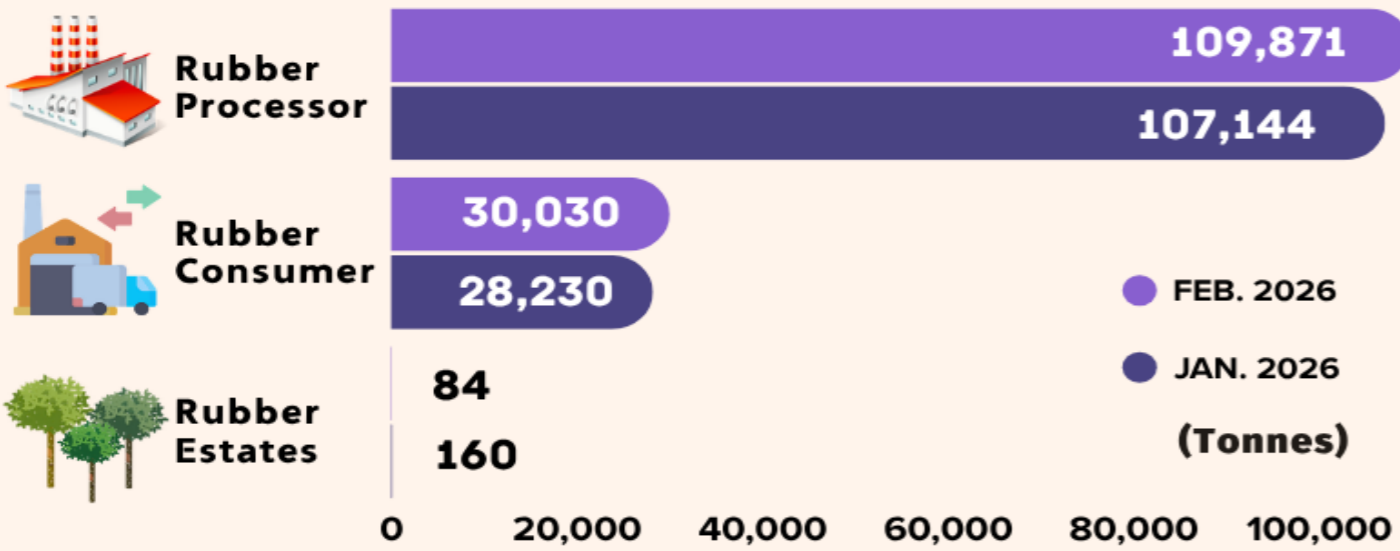
### (RM) AVERAGE PRICE (sen/kg)



### STOCKS

FEB. 2026: 139,985<sup>P</sup> tonnes  
JAN. 2026: 135,534 tonnes

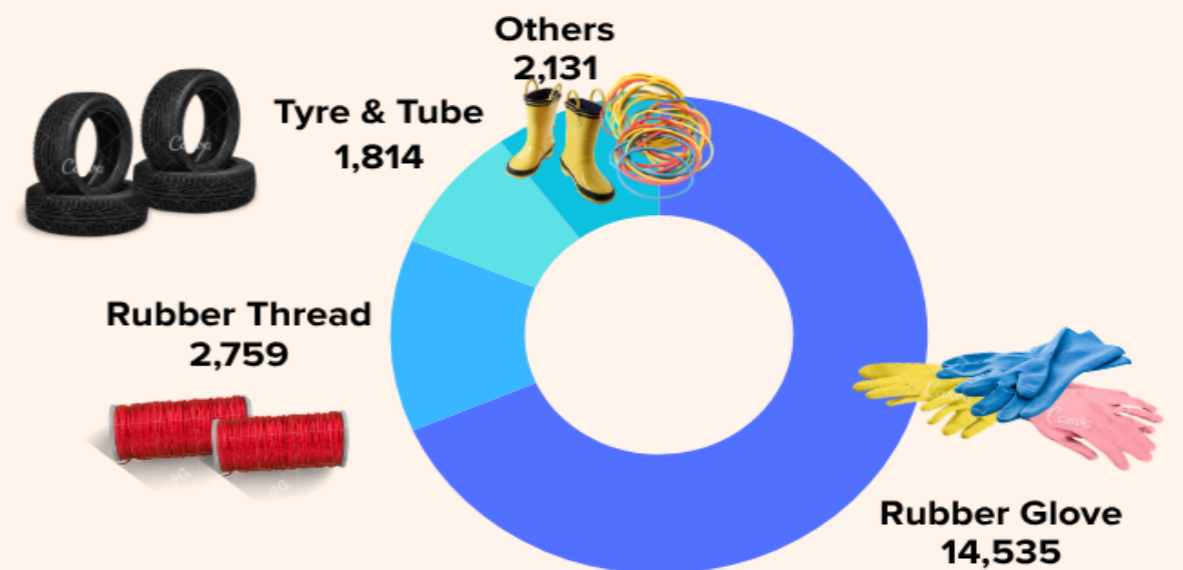
3.3%



### DOMESTIC CONSUMPTION

FEB. 2026: 21,238<sup>P</sup> tonnes  
JAN. 2026: 22,579 tonnes

-5.9%



### IMPORTS

FEB. 2026: 77,945<sup>P</sup> tonnes  
JAN. 2026: 97,960 tonnes

-20.4%

### MAIN COUNTRIES

Thailand



32.3%

Cote D'Ivoire



15.0%

Liberia



13.0%



### EXPORTS

FEB. 2026: 33,897<sup>P</sup> tonnes  
JAN. 2026: 42,386 tonnes

-20.0%

48.9%



P.R. China

17.8%



Germany

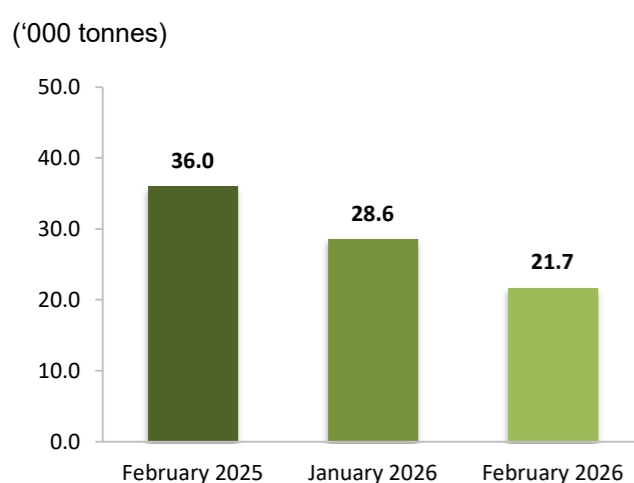
10.1%



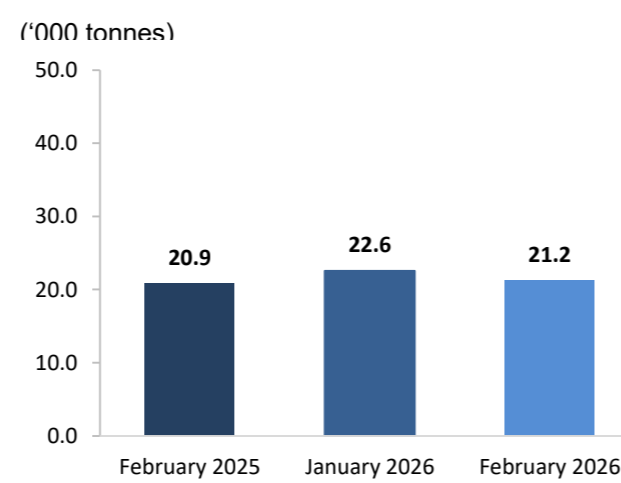
United Arab Emirates

Note: change month on month : P = Preliminary : S.M.R = Standard Malaysian Rubber

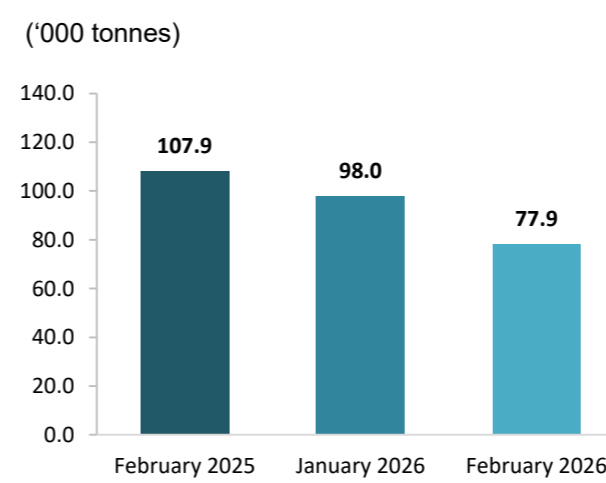
## PRINCIPAL STATISTICS OF RUBBER, MALAYSIA ('000 TONNES)



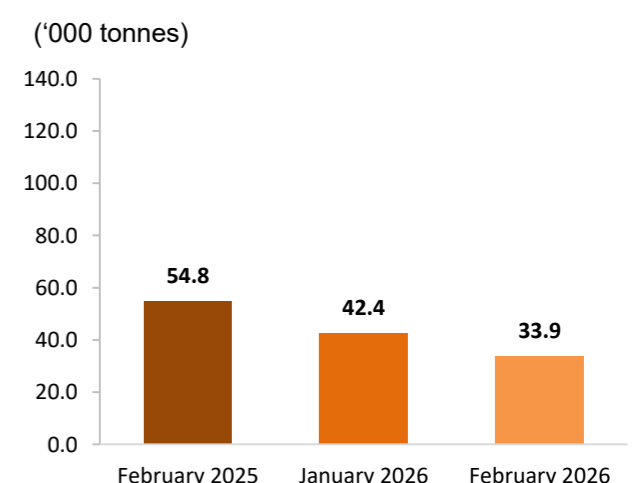
Production



Domestic Consumption



Import



Export

Source: Monthly Rubber Statistics February 2026, Department of Statistics Malaysia (DOSM)



@StatsMalaysia



## Malaysia natural rubber production decreased by 24.1 per cent in February 2026

- Natural Rubber (NR) production decreased by 24.1 per cent in February 2026 (21,705 tonnes) as compared to January 2026 (28,579 tonnes). Year-on-year comparison showed that the production of NR decreased by 39.7 per cent (February 2025: 36,005 tonnes). Production of NR in February 2026 for Malaysia was mainly contributed by smallholders (87.0%) as compared to estates (13.0%).
- Total stocks of NR in February 2026 increased by 3.3 per cent to 139,985 tonnes as compared to 135,534 tonnes in January 2026. Rubber processors factory contributed 78.5 per cent of the stocks followed by rubber consumers factory (21.4%) and rubber estates (0.1%).
- Exports of Malaysia's NR amounted to 33,897 tonnes in February 2026, decreased 20.0 per cent as against January 2026 (42,386 tonnes). P.R. China remained as the main destination for NR exports which accounted 48.9 per cent of total exports in February 2026 followed by Germany (17.8%), the United Arab Emirates (10.1%), Portugal (3.5%) and Brazil (3.2%).
- The average monthly price showed that concentrated latex recorded an increase of 1.8 per cent (February 2026: 586.69 sen per kg; January 2026: 576.14 sen per kg) while scrap increased by 2.0 per cent (February 2026: 631.13 sen per kg; January 2026: 618.72 sen per kg).

