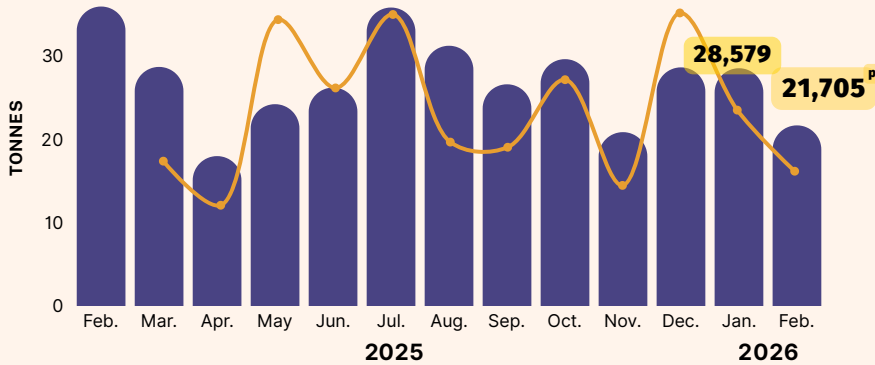


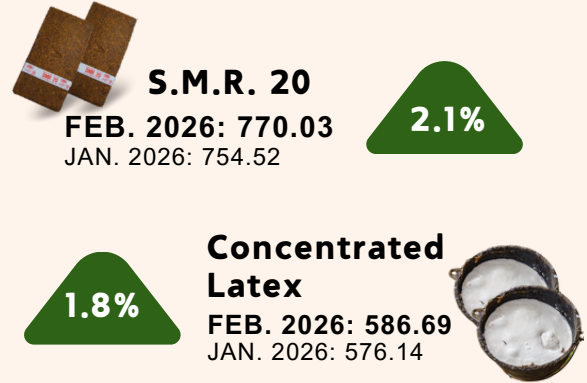


MONTHLY RUBBER STATISTICS, FEBRUARY 2026

PRODUCTION of NATURAL RUBBER




(RM) AVERAGE PRICE (sen/kg)



STOCKS

FEB. 2026: 139,985^P tonnes
JAN. 2026: 135,534 tonnes

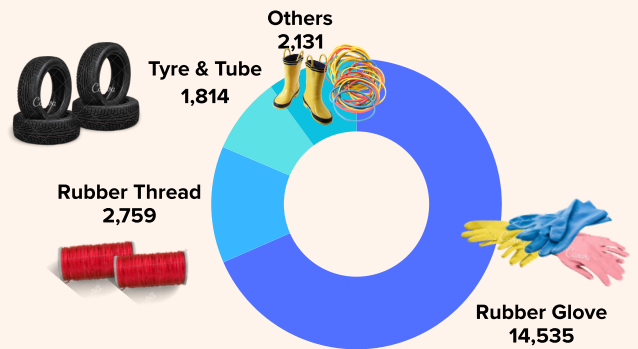
3.3%



DOMESTIC CONSUMPTION

FEB. 2026: 21,238^P tonnes
JAN. 2026: 22,579 tonnes

-5.9%



IMPORTS

FEB. 2026: 77,945^P tonnes
JAN. 2026: 97,960 tonnes

-20.4%

Thailand



32.3%

Cote D'Ivoire



15.0%

Liberia



13.0%

MAIN COUNTRIES



EXPORTS

FEB. 2026: 33,897^P tonnes
JAN. 2026: 42,386 tonnes

-20.0%

48.9%



P.R. China

17.8%



Germany

10.1%



United Arab Emirates

Note: change month on month : P = Preliminary : S.M.R = Standard Malaysian Rubber

Source: Monthly Rubber Statistics February 2026, Department of Statistics Malaysia (DOSM)

