



MINISTRY OF ECONOMY
DEPARTMENT OF STATISTICS MALAYSIA

MEDIA STATEMENT

**INDEX OF INDUSTRIAL PRODUCTION MALAYSIA
FEBRUARY 2026**

**The Industrial Production Index grew 3.1 per cent in
February 2026, with the Manufacturing sector
strengthening by 4.2 per cent**

PUTRAJAYA, APRIL 9, 2026 – The Industrial Production Index grew by 3.1 per cent year-on-year in February 2026, with the Manufacturing sector strengthening by 4.2 per cent. The Department of Statistics, Malaysia (DOSM) reported today in the release of the **Industrial Production Index (IPI), Malaysia, February 2026**. This publication presents IPI statistics, consisting of three sectors namely Mining, Manufacturing and Electricity.

Commenting on the report, Dato' Sri Dr. Mohd Uzir Mahidin, the Chief Statistician said, "The Industrial Production Index (IPI) remained positive in February 2026, registering a year-on-year growth of 3.1 per cent (January 2026: 5.9%). The increase was primarily driven by the Manufacturing sector which grew by 4.2 per cent (January 2026: 7.3%) and a 4.6 per cent increase in Electricity output (January 2026: 6.2%). However, the Mining sector output turned downward by 2.0 per cent, contrasting marginal positive growth of 0.1 per cent recorded in January 2026. Compared to the previous month, the IPI sluggish to 9.2 per cent as against positive 0.6 per cent."

The Chief Statistician further commented, "The output in the Manufacturing sector was induced by the remain positive growth in export-oriented industries, which rise by 5.0 per cent after registering 7.8 per cent in January 2026. This performance driven primarily by a double-digit growth in the Manufacture of computer, electronics and optical products to 15.7 per cent (January 2026: 17.2%) and followed by 3.5 per cent increase in the Manufacture of electrical equipment (January 2026: 6.1%). The growth momentum is also reflected in the country's manufactured goods export performance, which grew by 7.1 per cent in February 2026 (January 2026: 11.9%). On a month-on-month basis, export-oriented industries decreased by 8.1 per cent from negative 0.7 per cent in January 2026.

In the meantime, the growth of domestic-oriented industries output remained sound at 2.7 per cent after registering 6.4 per cent in January 2026. The Manufacture of food processing products contributed significantly, increased by 8.4 per cent (January 2026: 8.9%); and followed by 3.6 per cent growth in the Manufacture of fabricated metal products, except machinery & equipment (January 2026: 8.5%). Compared to the previous month, the domestic-oriented industries declined by 8.1 per cent (January 2026: 2.4%).”

Elaborating further, Dato' Sri Dr. Mohd Uzir Mahidin said, “The deterioration of 2.0 per cent in the Mining sector in February 2026 was due to a decline in Crude Oil & Condensate production by 4.3 per cent (January 2026: 3.8%). Futhermore, Natural Gas output recorded a slight decrease of 0.4 per cent (January 2026: -2.1%). Likewise, the Mining index plummeted by 14.3 per cent following a 2.1 per cent rise in the preceding month. Meanwhile, the generation of Electricity grew by 4.6 per cent year-on-year in February 2026 (January 2026: 6.2%). On a month-on-month basis, the Electricity index decreased by 8.0 per cent (January 2026: 0.1%).”

On a global scale, the IPI for several countries increased at a slower rate, including United States (1.4%), Japan (0.3%), Vietnam (1.0%), Taiwan (17.8%) and followed by the negative growth for Singapore (-0.05%), South Korea (-2.2%) and Thailand (-0.04%). Conversely, China (6.3%) experienced an increased during this month.

The Department of Statistics Malaysia (DOSM) is conducting the **Economic Census 2026 (BE2026)**, with themed “*Data Nadi Ekonomi Rakyat*”. The sixth Economic Census, will be carried out from **5th January to 31st October 2026**. BE2026 aims to collect comprehensive and structured data from all registered and unregistered business establishments in Malaysia to assess the nation’s economic performance, structure and characteristics in an evidence-based manner.

Malaysia has, for the first time, successfully secured the **top position** globally in the biennial **Open Data Inventory (ODIN) 2024/25** report released by Open Data Watch (ODW), surpassing 197 other countries. This achievement marks a significant leap from its 67th position in the ODIN 2022/23 assessment.

OpenDOSM NextGen is a medium that provides data catalogue and visualisations to facilitate users' analysis and can be accessed through <https://open.dosm.gov.my>.

Chart 1: Industrial Production Index, Malaysia, February 2025 – February 2026

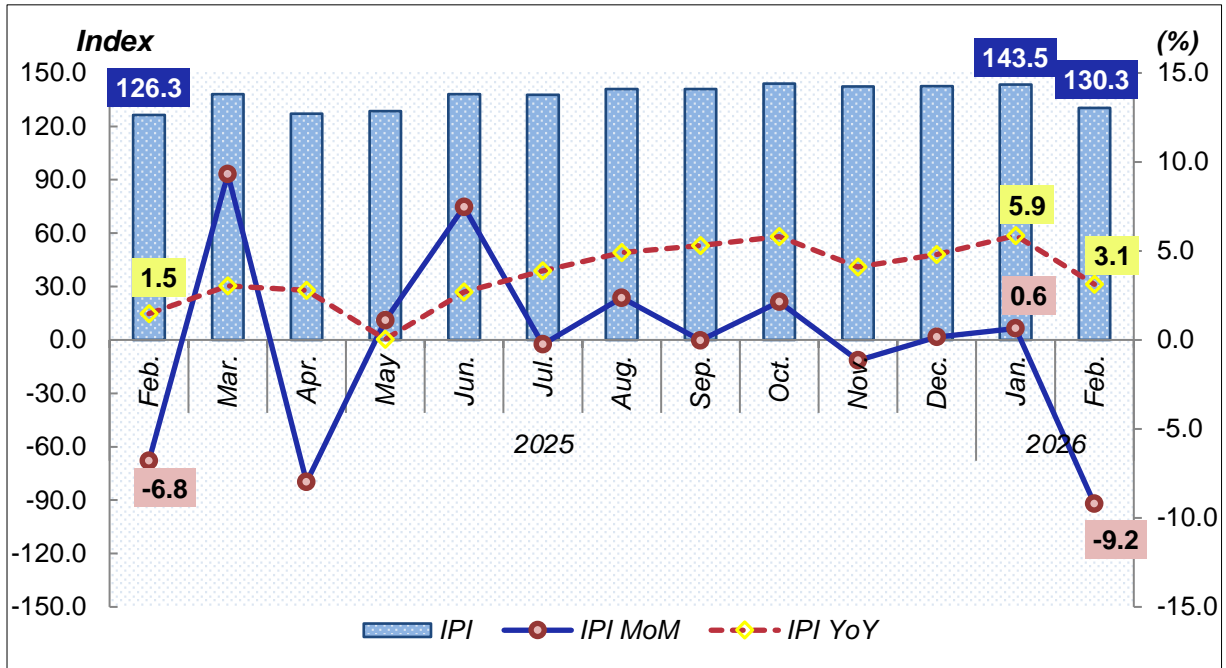


Chart 2: Industrial Production Index and Its Components, Malaysia February 2025 – February 2026

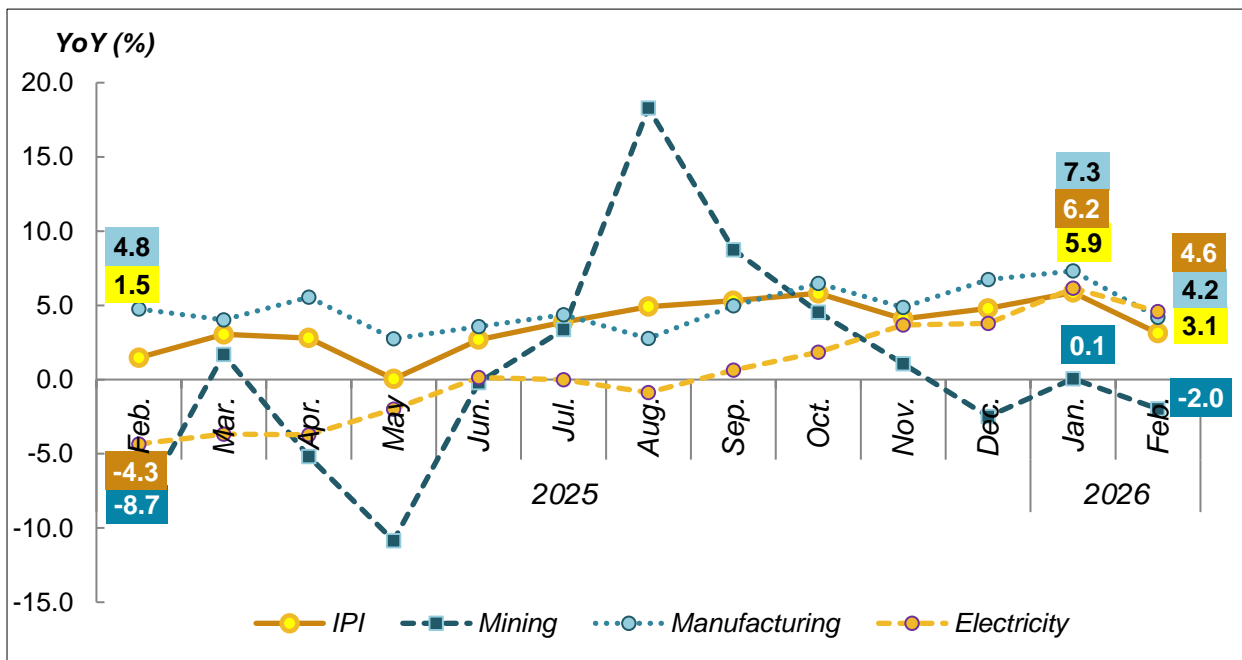


Chart 3: Manufacturing Index Growth by Sub-sector, Malaysia, January 2026 and February 2026

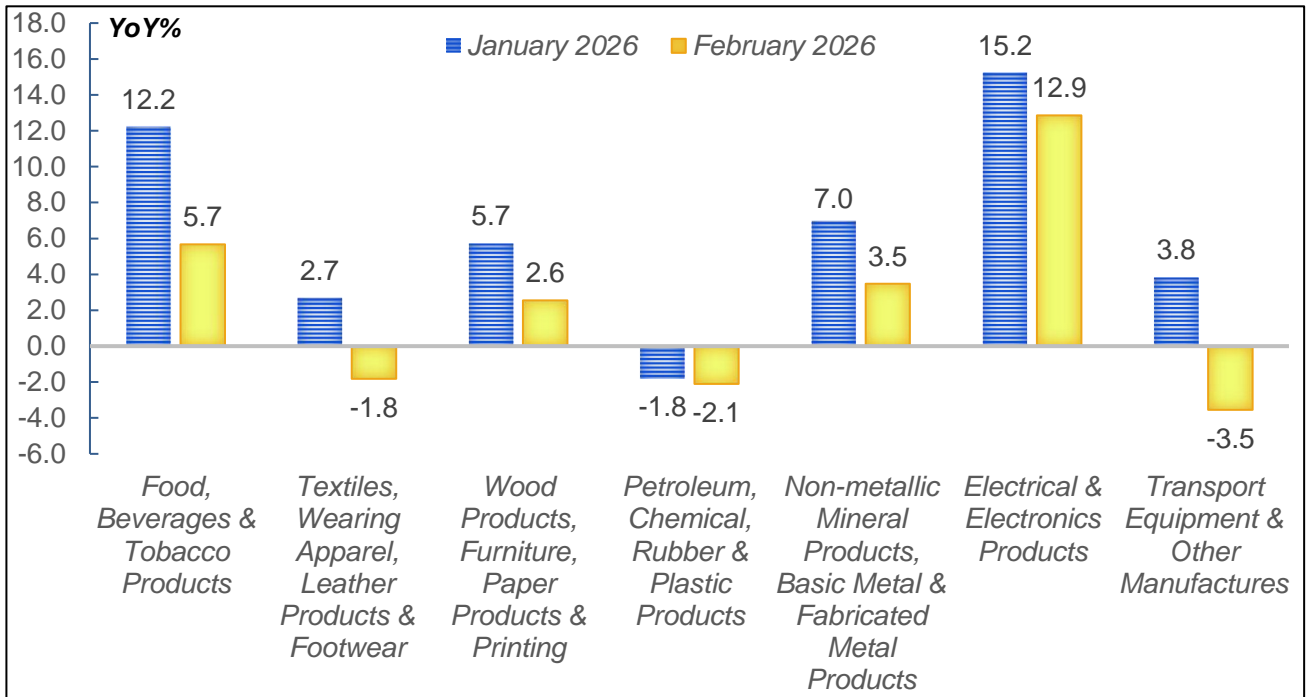


Chart 4: Manufacturing Index by Export and Domestic Oriented Industries, Malaysia, February 2025 – February 2026

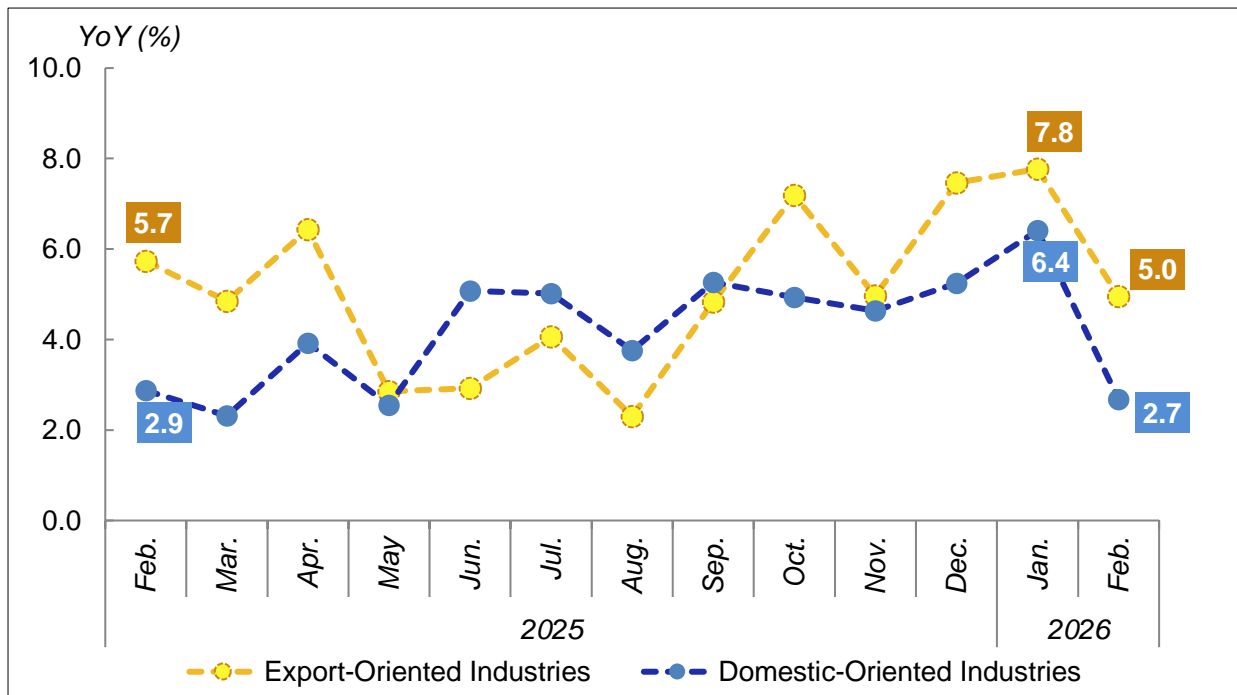


Chart 5: Manufacturing Export-Oriented by Group, Malaysia, January 2026 and February 2026

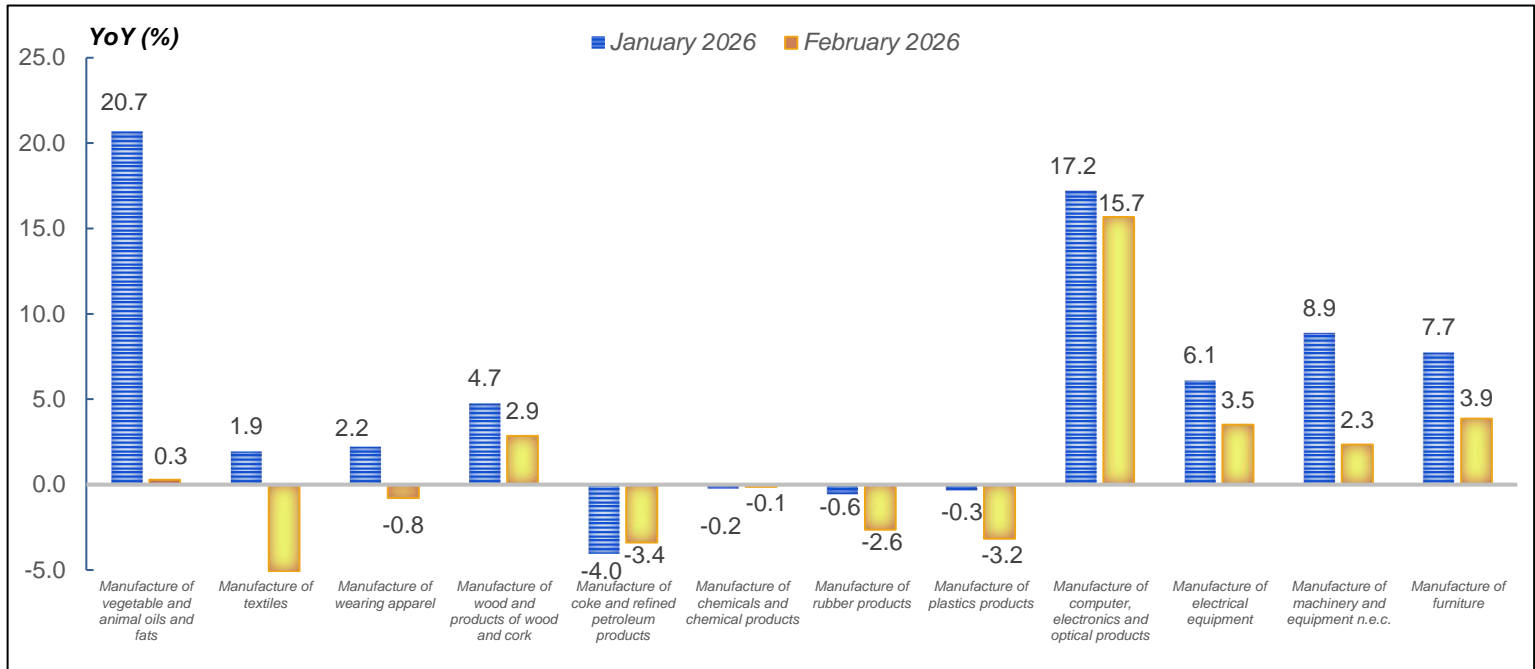
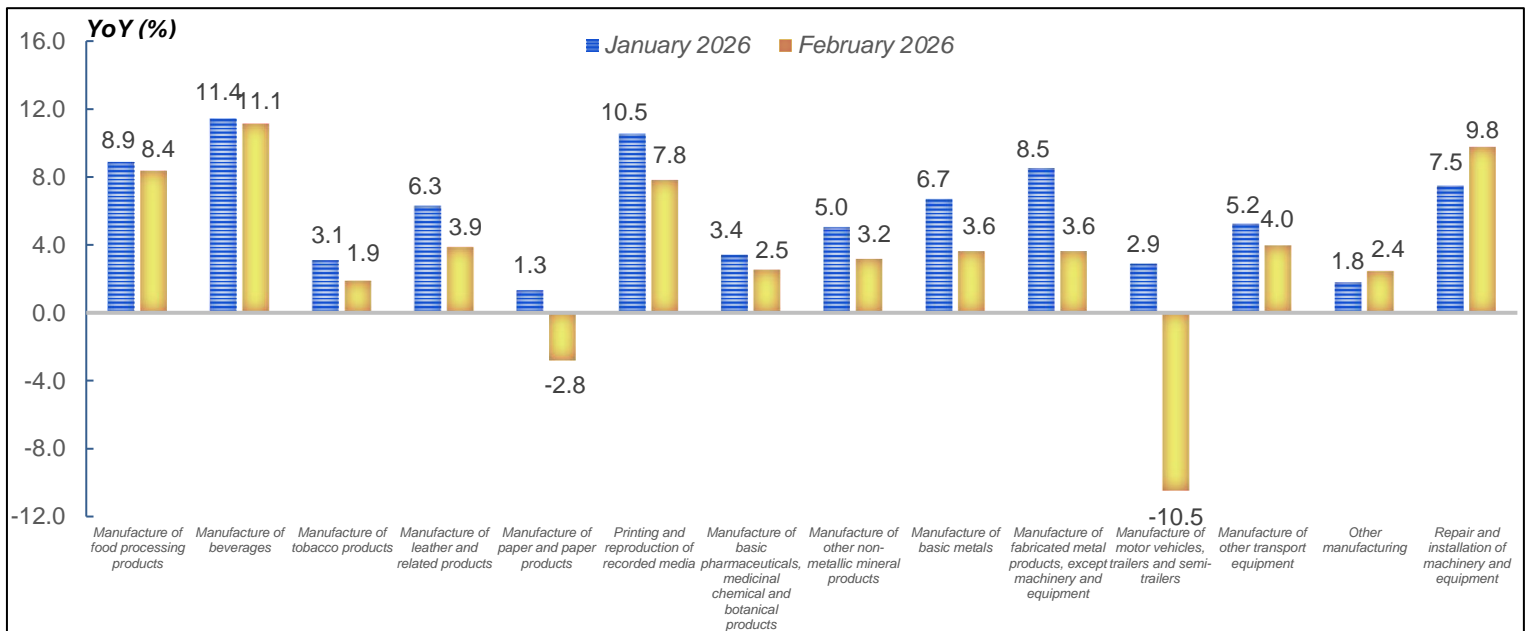


Chart 6: Manufacturing Domestic-Oriented by Group, Malaysia, January 2026 and February 2026



Released by:

**THE OFFICE OF CHIEF STATISTICIAN MALAYSIA
DEPARTMENT OF STATISTICS MALAYSIA
9 APRIL 2026**