



KEMENTERIAN EKONOMI  
JABATAN PERANGKAAN MALAYSIA

**SABAH & SARAWAK**

**SIARAN KHAS**  
*Special Release*

**1**

**(UNTUK KERJA-KERJA KEJURUTERAAN AWAM)**  
*(For Civil Engineering Works)*

**APRIL**  
*APRIL* **2025**

**Pemakluman**

Kepengerusian ASEAN-Malaysia 2025: Jabatan Perangkaan Malaysia (DOSM) akan mempengerusikan Jawatankuasa Sistem Statistik Komuniti ASEAN Ke-15 (ACSS15) yang bertujuan untuk memperkukuh kerjasama statistik ke arah pembangunan serantau yang mampan.

Kerajaan Malaysia telah mengisytiharkan 20 Oktober sebagai Hari Statistik Negara (MyStats Day), dengan tema 'Statistik Nadi Kehidupan'. Sementara itu, Hari Statistik Dunia Keempat akan disambut pada 20 Oktober 2025 dengan tema 'Driving Change with Quality Statistics and Data for Everyone'.

OpenDOSM NextGen adalah medium yang menyediakan katalog data dan visualisasi bagi memudahkan pengguna menganalisis pelbagai data dan boleh diakses melalui portal <https://open.dosm.gov.my>.

**Announcement**

*ASEAN-Malaysia 2025 Chairmanship: Department of Statistics Malaysia (DOSM) will chair the 15<sup>th</sup> ASEAN Community Statistical System Committee (ACSS15) which aims to strengthen the statistical cooperation towards sustainable regional development.*

*The Government of Malaysia has declared October 20<sup>th</sup> as National Statistics Day (MyStats Day), with the theme 'Statistics is the Essence of Life'. Meanwhile, the Fourth World Statistics Day will be celebrated on 20 October 2025, with the theme 'Driving Change with Quality Statistics and Data for Everyone'.*

*OpenDOSM NextGen is a medium that provides data catalogue and visualisations to facilitate users' analysis and can be accessed through <https://open.dosm.gov.my>.*

**JABATAN PERANGKAAN MALAYSIA**  
DEPARTMENT OF STATISTICS MALAYSIA

**Tarikh:** 9 Mei 2025  
**Date:** 9 May 2025

Diterbitkan dan dicetak oleh / *Published and printed by:*

**Jabatan Perangkaan Malaysia**

**Department of Statistics, Malaysia**

Blok C6, Kompleks C,

Pusat Pentadbiran Kerajaan Persekutuan,

62514 Putrajaya,

**MALAYSIA**

Tel. : 03-8885 7000  
Faks : 03-8888 9248  
Portal : <https://www.dosm.gov.my>  
Facebook / X / Instagram : StatsMalaysia  
E-mel / *E-mail* : info@dosm.gov.my (pertanyaan umum / *general enquiries*)  
data@dosm.gov.my (pertanyaan & permintaan data / *data request & enquiries*)

Harga / *Price* : RM5.00

Diterbitkan pada Mei 2025 / *Published on May 2025*

**Hakcipta terpelihara / *All rights reserved.***

Tiada bahagian daripada terbitan ini boleh diterbitkan semula, disimpan untuk pengeluaran atau ditukar dalam apa-apa bentuk atau alat apa jua pun kecuali setelah mendapat kebenaran daripada Jabatan Perangkaan Malaysia.

Pengguna yang mengeluarkan sebarang maklumat dari terbitan ini sama ada yang asal atau diolah semula hendaklah meletakkan kenyataan berikut:

"Sumber: Jabatan Perangkaan Malaysia".

*No part of this publication may be reproduced or distributed in any form or by any means or stored in data base without the prior written permission from Department of Statistics, Malaysia. Users reproducing content of this publication with or without adaptation should quote the following:*

*"Source: Department of Statistics, Malaysia."*

**ISSN 1985 - 4285**

# KANDUNGAN

## CONTENTS

	<b>Muka Surat</b> <i>Page</i>
<b>Ringkasan Penemuan</b> <i>Summary of findings</i>	1
<b>Jadual 1</b> : <b>Harga unit purata bagi bar keluli dan simen</b> <i>Table 1</i> : <i>Average unit prices for steel bars and cement</i>	5
<b>Jadual 2</b> : <b>Harga unit purata bagi bitumen dan diesel</b> <i>Table 2</i> : <i>Average unit prices for bitumen and diesel</i>	8
<b>Jadual 3</b> : <b>Harga unit purata bagi :</b> <i>Table 3</i> : <i>Average unit prices for :</i> - <b>Pasir/Sand</b> - <b>Batu baur/Aggregates</b> - <b>Premix</b> - <b>Fabric Reinforcement</b> - <b>Guardrail</b>	9
<b>Nota Teknikal</b> <i>Technical Notes</i>	29
<b>Lampiran A</b> : <b>Sasaran Tarikh Pengumuman Siaran Khas 1 (Untuk Kerja-kerja Kejuruteraan Awam), Sabah &amp; Sarawak, 2025</b> <i>Appendix A</i> : <i>Scheduled Release Dates for Special Release 1 (For Civil Engineering Works), Sabah &amp; Sarawak, 2025</i>	33

**Muka surat ini sengaja dibiarkan kosong.**

*This page is deliberately left blank.*

**RINGKASAN PENEMUAN**

*SUMMARY OF FINDINGS*

**Muka surat ini sengaja dibiarkan kosong.**

*This page is deliberately left blank.*

# PURATA HARGA BAHAN BINAAN TERPILIH, MALAYSIA

APRIL 2025

## MALAYSIA

### BESI

**Purata** : 3,490.76  
*RM Per Meter*  
**MoM** : -0.4 %  
**YoY** : -5.7 %

### SIMEN (ORDINARY PORTLAND)

**Purata** : 23.70  
*RM Sekarung 50 Kg*  
**MoM** : 0.2 %  
**YoY** : 3.0 %

### BATU BAUR

**Purata** : 45.96  
*RM Per Tan Metrik*  
**MoM** : 0.1 %  
**YoY** : 4.1 %

### MYCON 60 HIGH TENSILE DEFORMED BARS

**Purata** : 3,259.92  
*RM Per Tan Metrik*  
**MoM** : -0.1 %  
**YoY** : -7.4 %

### BAR BULAT KELULI LEMBUT

**Purata** : 3,719.47  
*RM Per Tan Metrik*  
**MoM** : -0.7 %  
**YoY** : -4.1 %

### PASIR

**Purata** : 52.32  
*RM Per Tan Metrik*  
**MoM** : 0.2 %  
**YoY** : 8.4 %

## SEMANJANG MALAYSIA

## SABAH

## SARAWAK

### Bar Bulat Keluli Lembang



**PURATA**  
*RM Per Tan Metrik*  
**MoM (%)**  
**YoY (%)**

3,163.17

-0.3

-6.0

3,953.62

-1.3

-7.2

4,114.59

-0.4

1.0

### MYCON 60 HIGH TENSILE DEFORMED BARS



**PURATA**  
*RM Per Tan Metrik*  
**MoM (%)**  
**YoY (%)**

2,972.26

0.1

-7.9

3,515.44

-0.3

-7.4

3,315.53

-0.1

-7.0

### SIMEN (ORDINARY PORTLAND)



**PURATA**  
*RM Sekarung 50 Kg*  
**MoM (%)**  
**YoY (%)**

23.30

0.0

2.9

19.42

0.0

0.0

20.68

0.0

0.0

### PASIR



**PURATA**  
*RM Per Tan Metrik*  
**MoM (%)**  
**YoY (%)**

60.17

2.5

15.0

74.36

0.1

6.2

33.02

2.1

3.1

### BATU BAUR



**PURATA**  
*RM Per Tan Metrik*  
**MoM (%)**  
**YoY (%)**

33.94

0.1

4.5

59.20

0.2

7.2

48.31

0.0

0.7

### Nota:


MoM : Perubahan peratus bulan ke bulan  
 YoY : Perubahan peratus tahun ke tahun



# AVERAGE PRICE OF SELECTED BUILDING MATERIALS, MALAYSIA

APRIL 2025

## MALAYSIA




**STEEL**

**Average** : 3,490.76  
*RM Per Metre*

**MoM** : -0.4 %

**YoY** : -5.7 %




**ORDINARY PORTLAND CEMENT**

**Average** : 23.70  
*RM Per 50 Kg Bag*

**MoM** : 0.2 %

**YoY** : 3.0 %



**AGGREGATES**

**Average** : 45.96  
*RM Per Metric Ton*

**MoM** : 0.1 %

**YoY** : 4.1 %




**MYCON 60 HIGH TENSILE DEFORMED BARS**

**Average** : 3,259.92  
*RM Per Metric Ton*

**MoM** : -0.1 %

**YoY** : -7.4 %




**MILD STEEL ROUND BARS**

**Average** : 3,719.47  
*RM Per Metric Ton*

**MoM** : -0.7 %

**YoY** : -4.1 %



**SAND**

**Average** : 52.32  
*RM Per Metric Ton*

**MoM** : 0.2 %

**YoY** : 8.4 %

### PENINSULAR MALAYSIA

### SABAH

### SARAWAK

	AVERAGE <i>RM Per Metric Ton</i>	MoM (%)	YoY (%)
<b>MILD STEEL ROUND BARS</b>	3,163.17	-0.3	-6.0
<b>MYCON 60 HIGH TENSILE DEFORMED BARS</b>	2,972.26	0.1	-7.9
<b>ORDINARY PORTLAND CEMENT</b>	23.30	0.0	2.9
<b>SAND</b>	60.17	2.5	15.0
<b>AGGREGATES</b>	33.94	0.1	4.5
	3,953.62	-1.3	-7.2
	3,515.44	-0.3	-7.4
	19.42	0.0	0.0
	74.36	0.1	6.2
	59.20	0.2	7.2
	4,114.59	-0.4	1.0
	3,315.53	-0.1	-7.0
	20.68	0.0	0.0
	33.02	2.1	3.1
	48.31	0.0	0.7

**Notes:**

MoM : Percentage change of month on month  
YoY : Percentage change of year on year



**JADUAL**

*TABLE*

**Muka surat ini sengaja dibiarkan kosong.**

*This page is deliberately left blank.*

**Jadual 1: Harga unit purata bagi bar keluli dan simen**

*Table 1: Average unit prices for steel bars and cement*

		Kawasan Region					
Item	Tempoh Period	Sabah			Sarawak		
		G	H	I	J	K	L
<b>1.1 Bar bulat keluli lembut BS-4449</b> <i>Mild steel round bars BS-4449</i>		<b>RM Per Tan Metrik</b> <i>RM Per Metric Ton</i>					
<b>1.1.1 10mm (3/8")</b>	<b>2024 Apr</b>	3,723.08	4,318.35	4,177.10	4,058.23	4,091.41	3,787.15
	<b>Mei</b>	3,637.66	4,318.35	4,177.10	4,113.90	4,132.33	4,127.99
	<b>Jun</b>	3,675.64	4,318.35	4,177.10	4,113.90	4,140.59	4,127.99
	<b>Jul</b>	3,675.64	4,318.35	4,177.10	4,113.90	4,140.59	4,127.99
	<b>Ogos</b>	3,641.60	4,318.35	4,177.10	4,076.35	4,148.87	4,090.84
	<b>Sep</b>	3,601.13	4,318.35	4,177.10	4,076.36	4,157.17	4,049.93
	<b>Okt</b>	3,559.50	4,292.44	4,152.03	3,885.40	4,148.86	4,009.43
	<b>Nov</b>	3,640.80	4,292.44	4,152.03	3,885.40	4,148.86	4,009.43
	<b>Dis</b>	3,583.90	4,292.44	4,032.40	3,885.40	4,140.56	3,929.24
	<b>2025 Jan</b>	3,583.90	4,202.30	4,032.40	3,908.71	4,140.56	3,968.54
	<b>Feb</b>	3,541.10	4,156.07	4,008.21	3,908.71	4,140.56	3,968.54
	<b>Mac</b>	3,518.90	4,070.45	4,006.70	3,877.50	4,132.30	3,928.85
	<b>Apr</b>	3,543.60	4,070.45	4,006.70	3,877.50	4,119.90	3,928.85
<b>1.1.2 12mm (1/2")</b>	<b>2024 Apr</b>	3,723.08	4,293.58	4,106.51	3,967.57	4,213.14	3,942.62
	<b>Mei</b>	3,637.66	4,293.58	4,106.51	4,033.90	4,297.40	4,060.90
	<b>Jun</b>	3,675.64	4,293.58	4,106.51	4,033.90	4,306.00	4,060.90
	<b>Jul</b>	3,675.64	4,293.58	4,106.51	4,033.90	4,306.00	4,060.90
	<b>Ogos</b>	3,641.60	4,293.58	4,068.32	3,997.01	4,314.61	4,024.35
	<b>Sep</b>	3,601.13	4,246.35	4,023.57	3,997.01	4,487.19	4,104.84
	<b>Okt</b>	3,559.50	4,220.87	3,999.43	3,809.75	4,478.22	4,096.63
	<b>Nov</b>	3,640.80	4,220.87	3,999.43	3,809.75	4,478.22	4,096.63
	<b>Dis</b>	3,583.90	4,220.87	4,034.20	3,809.75	4,469.26	4,088.44
	<b>2025 Jan</b>	3,583.90	4,102.69	4,034.20	3,824.99	4,469.26	4,129.32
	<b>Feb</b>	3,541.10	4,012.43	4,009.99	3,824.99	4,469.26	4,129.32
	<b>Mac</b>	3,518.90	4,002.50	4,008.70	3,804.90	4,460.32	4,129.30
	<b>Apr</b>	3,453.60	4,002.50	4,008.70	3,804.90	4,446.94	4,129.30
<b>1.1.3 16mm (5/8")</b>	<b>2024 Apr</b>	4,116.69	4,827.73	4,661.40	4,317.84	4,367.42	4,057.71
	<b>Mei</b>	4,299.90	4,827.73	4,661.40	4,317.84	4,367.42	4,382.33
	<b>Jun</b>	4,424.90	4,827.73	4,661.40	4,317.84	4,376.15	4,382.33
	<b>Jul</b>	4,178.90	4,827.73	4,661.40	4,317.84	4,376.15	4,382.33
	<b>Ogos</b>	4,162.52	4,827.73	4,570.00	4,317.84	4,384.90	4,320.98
	<b>Sep</b>	4,073.93	4,726.35	4,474.03	4,318.84	4,560.30	4,260.48
	<b>Okt</b>	4,034.76	4,702.72	4,451.66	4,318.84	4,560.30	4,320.98
	<b>Nov</b>	3,790.70	4,608.66	4,429.40	4,318.84	4,788.31	4,320.98
	<b>Dis</b>	3,727.90	4,516.49	4,350.00	4,305.88	4,773.95	4,320.98
	<b>2025 Jan</b>	4,060.96	4,317.76	4,350.00	4,370.47	4,773.95	4,385.79
	<b>Feb</b>	4,060.96	4,278.90	4,350.00	4,370.47	4,773.95	4,385.79
	<b>Mac</b>	4,060.96	4,378.75	4,350.00	4,317.80	4,654.60	4,385.80
	<b>Apr</b>	3,699.80	4,378.75	4,350.00	4,317.80	4,640.64	4,385.80

Jadual 1: Harga unit purata bagi bar keluli dan simen (samb.)

Table 1: Average unit prices for steel bars and cement (cont'd)

Item	Tempoh Period	Kawasan Region						
		Sabah			Sarawak			
		G	H	I	J	K	L	
<b>1.1 Bar bulat keluli lembut BS-4449 (samb.)</b> <i>Mild steel round bars BS-4449 (cont'd)</i>		<b>RM Per Tan Metrik</b> <i>RM Per Metric Ton</i>						
<b>1.1.4 20mm–25mm</b> <b>(3/4"–1")</b>	<b>2024</b>	<b>Apr</b>	3,859.65	4,838.28	4,681.80	3,879.95	4,054.74	4,176.24
		<b>Mei</b>	4,024.99	4,838.28	4,681.80	3,879.95	4,054.74	4,176.24
		<b>Jun</b>	4,000.84	4,838.28	4,681.80	3,879.95	4,066.90	4,176.24
		<b>Jul</b>	3,829.70	4,838.28	4,681.80	3,879.95	4,079.10	4,176.24
		<b>Ogos</b>	3,810.83	4,838.28	4,590.00	3,879.95	4,091.34	4,117.77
		<b>Sep</b>	3,709.72	4,707.65	4,466.07	3,879.95	4,173.17	4,060.12
		<b>Okt</b>	3,665.20	4,684.11	4,443.74	3,879.95	4,173.17	3,995.16
		<b>Nov</b>	3,671.00	4,590.43	4,399.30	3,879.95	4,198.21	3,995.16
		<b>Dis</b>	3,595.30	4,498.62	4,350.00	3,845.03	4,160.42	3,995.16
	<b>2025</b>	<b>Jan</b>	3,634.80	4,345.66	4,350.00	3,845.03	4,122.98	4,035.11
		<b>Feb</b>	3,634.80	4,324.37	4,350.00	3,845.03	4,122.98	4,035.11
		<b>Mac</b>	3,634.80	4,303.18	4,350.00	3,879.90	4,065.30	4,035.10
		<b>Apr</b>	3,561.50	4,171.70	4,350.00	3,879.90	3,902.69	4,035.10
<b>1.2 Mycon 60</b> <i>High tensile deformed bars</i>								
<b>1.2.1 10mm (3/8")</b>	<b>2024</b>	<b>Apr</b>	3,434.29	4,269.47	3,806.97	3,522.30	3,732.62	3,558.98
		<b>Mei</b>	3,555.90	4,269.47	3,806.97	3,522.30	3,732.62	3,630.16
		<b>Jun</b>	3,546.65	4,269.47	3,806.97	3,522.30	3,755.01	3,630.16
		<b>Jul</b>	3,606.95	4,269.47	3,806.97	3,522.30	3,755.01	3,630.16
		<b>Ogos</b>	3,513.48	4,356.60	3,806.97	3,522.30	3,766.28	3,593.86
		<b>Sep</b>	3,431.03	4,256.40	3,719.41	3,522.30	3,852.90	3,557.92
		<b>Okt</b>	3,364.32	4,213.83	3,700.81	3,522.30	3,814.37	3,522.34
		<b>Nov</b>	3,447.80	4,213.83	3,700.81	3,522.30	3,814.37	3,522.34
		<b>Dis</b>	3,390.80	4,213.83	3,700.81	3,451.85	3,776.23	3,522.34
	<b>2025</b>	<b>Jan</b>	3,369.70	3,918.87	3,700.81	3,451.85	3,776.23	3,522.34
		<b>Feb</b>	3,348.30	3,918.87	3,604.59	3,451.85	3,776.23	3,483.60
		<b>Mac</b>	3,326.25	3,918.87	3,510.87	3,337.40	3,708.30	3,445.30
		<b>Apr</b>	3,159.80	4,052.80	3,447.30	3,302.70	3,819.55	3,445.30
<b>1.2.2 12mm (1/2")</b>	<b>2024</b>	<b>Apr</b>	3,540.51	4,326.66	3,905.43	3,590.00	3,703.00	3,622.24
		<b>Mei</b>	3,555.90	4,326.66	3,905.43	3,631.80	3,703.00	3,694.69
		<b>Jun</b>	3,546.65	4,326.66	3,905.43	3,646.33	3,725.22	3,694.69
		<b>Jul</b>	3,606.95	4,326.66	3,905.43	3,671.85	3,751.30	3,720.55
		<b>Ogos</b>	3,513.48	4,326.66	3,905.43	3,651.23	3,762.55	3,683.34
		<b>Sep</b>	3,431.03	4,227.15	3,815.60	3,617.93	3,826.51	3,646.51
		<b>Okt</b>	3,364.32	4,184.88	3,777.45	3,478.55	3,803.56	3,610.04
		<b>Nov</b>	3,447.80	4,184.88	3,777.45	3,463.50	3,788.34	3,595.60
		<b>Dis</b>	3,390.80	4,184.88	3,777.45	3,428.87	3,750.46	3,559.65
	<b>2025</b>	<b>Jan</b>	3,369.70	3,891.93	3,777.45	3,428.87	3,750.46	3,559.65
		<b>Feb</b>	3,348.30	3,891.93	3,679.23	3,428.87	3,750.46	3,520.49
		<b>Mac</b>	3,326.25	3,891.93	3,583.57	3,345.30	3,682.95	3,481.77
		<b>Apr</b>	3,232.80	4,024.90	3,448.98	3,310.60	3,507.90	3,443.47

**Jadual 1: Harga unit purata bagi bar keluli dan simen (samb.)**

Table 1: Average unit prices for steel bars and cement (cont'd)

Item	Tempoh Period	Kawasan Region					
		Sabah			Sarawak		
		G	H	I	J	K	L
<b>1.2 Mycon 60 (samb.)</b> <i>High tensile deformed bars (cont'd)</i>		<b>RM Per Tan Metrik</b> <i>RM Per Metric Ton</i>					
<b>1.2.3 16mm–25mm</b> <b>(5/8"–1")</b>	<b>2024</b>	3,494.00	4,234.93	3,677.57	3,512.66	3,583.84	3,631.90
	<b>Mei</b>	3,449.13	4,234.93	3,677.57	3,549.80	3,583.84	3,631.90
	<b>Jun</b>	3,469.82	4,234.93	3,677.57	3,549.80	3,608.93	3,631.90
	<b>Jul</b>	3,434.35	4,234.93	3,677.57	3,560.45	3,619.75	3,642.79
	<b>Ogos</b>	3,421.62	4,234.93	3,677.57	3,540.63	3,630.61	3,588.15
	<b>Sep</b>	3,338.63	4,133.29	3,589.31	3,506.97	3,703.23	3,552.27
	<b>Okt</b>	3,296.01	4,091.96	3,589.31	3,369.40	3,673.60	3,516.74
	<b>Nov</b>	3,348.60	4,091.96	3,589.31	3,369.40	3,688.29	3,516.74
	<b>Dis</b>	3,291.20	4,091.96	3,569.00	3,342.44	3,658.79	3,488.61
	<b>2025</b>	3,291.20	3,711.41	3,569.00	3,342.44	3,658.79	3,488.61
	<b>Jan</b>	3,248.95	3,711.41	3,504.76	3,342.44	3,658.79	3,439.77
	<b>Feb</b>	3,226.70	3,703.98	3,503.20	3,233.40	3,426.70	3,391.61
	<b>Mac</b>	3,226.70	3,703.98	3,503.20	3,233.40	3,426.70	3,391.61
	<b>Apr</b>	3,129.80	3,843.20	3,710.70	3,199.00	3,529.50	3,344.13
<b>1.2.4 32mm (1 1/4")</b>	<b>2024</b>	3,567.60	3,636.00	n.a.	3,264.90	3,475.51	3,596.47
	<b>Mei</b>	3,546.50	3,672.36	n.a.	3,328.90	3,475.51	3,596.47
	<b>Jun</b>	3,559.50	3,672.36	n.a.	3,328.90	3,475.51	3,596.47
	<b>Jul</b>	3,527.71	3,672.36	n.a.	3,345.54	3,492.89	3,614.45
	<b>Ogos</b>	3,516.84	3,600.00	n.a.	3,314.66	3,492.89	3,614.45
	<b>Sep</b>	3,387.24	3,466.80	n.a.	3,262.86	3,380.00	3,560.23
	<b>Okt</b>	3,359.85	3,466.80	n.a.	3,054.50	3,380.00	3,346.65
	<b>Nov</b>	3,393.45	3,466.80	n.a.	3,054.50	3,322.54	3,289.76
	<b>Dis</b>	3,328.01	3,397.46	n.a.	3,002.57	3,266.06	3,233.83
	<b>2025</b>	3,328.01	3,600.00	n.a.	3,002.57	3,266.06	3,233.83
	<b>Jan</b>	3,314.40	3,600.00	n.a.	3,002.57	3,266.06	3,188.56
	<b>Feb</b>	3,286.70	3,600.00	n.a.	2,966.60	2,800.00	3,143.92
	<b>Mac</b>	3,286.70	3,600.00	n.a.	2,966.60	2,800.00	3,143.92
	<b>Apr</b>	3,167.10	3,600.00	n.a.	2,915.40	2,800.00	3,293.90
<b>1.3 Simen</b> <i>Cement</i>		<b>RM Sekarung 50 Kg</b> <i>RM Per 50 Kg Bag</i>					
<b>1.3.1 Portland biasa</b> <i>Ordinary portland</i>	<b>2024</b>	21.99	24.50	23.60	22.33	22.90	24.00
	<b>Mei</b>	21.99	24.50	23.60	22.33	22.90	24.00
	<b>Jun</b>	22.00	24.50	23.60	22.40	22.90	24.00
	<b>Jul</b>	22.15	24.60	23.70	22.50	22.95	24.10
	<b>Ogos</b>	23.15	24.60	23.81	22.50	22.95	24.10
	<b>Sep</b>	23.15	24.60	23.57	22.00	22.86	24.00
	<b>Okt</b>	23.15	24.50	23.57	22.00	22.86	24.00
	<b>Nov</b>	23.20	24.60	23.60	22.02	22.88	24.02
	<b>Dis</b>	23.20	24.60	23.60	22.02	22.90	24.00
	<b>2025</b>	23.20	25.30	23.60	22.02	22.90	24.00
	<b>Jan</b>	22.30	26.20	26.10	22.00	22.90	24.00
	<b>Feb</b>	22.30	26.20	26.10	22.00	22.90	24.00
	<b>Mac</b>	22.30	25.90	26.10	22.05	22.90	24.00
	<b>Apr</b>	22.35	25.90	26.10	22.10	23.30	24.00

**Jadual 2: Harga unit purata bagi minyak bahan api, bitumen dan diesel**

Table 2: Average unit prices for fuel oil, bitumen and diesel

Item	Tempoh Period	Sabah	Sarawak
<b>2.1 Bitumen penembusan 60/70</b> <i>Bitumen 60/70 penetration</i>		<b>RM Per Tan Metrik</b> <i>RM Per Metric Ton</i>	
	<b>2024 Apr</b>	3,250.00	2,827.00
	<b>Mei</b>	3,250.00	2,827.00
	<b>Jun</b>	3,250.00	2,827.00
	<b>Jul</b>	3,250.00	2,827.00
	<b>Ogos</b>	3,250.00	2,827.00
	<b>Sep</b>	3,250.00	2,827.00
	<b>Okt</b>	3,250.00	2,827.00
	<b>Nov</b>	3,250.00	2,827.00
	<b>Dis</b>	3,250.00	2,827.00
	<b>2025 Jan</b>	3,250.00	2,827.00
	<b>Feb</b>	3,250.00	2,827.00
	<b>Mac</b>	3,250.00	2,827.00
	<b>Apr</b>	3,250.00	2,827.00

Item	Tempoh Period	Sabah	Sarawak
<b>2.2 Minyak gas automotif</b> <i>Automotive gas oil</i>		<b>RM Seliter</b> <i>RM Per Litre</i>	<b>RM Seliter</b> <i>RM Per Litre</i>
		<b>Runcit</b> <i>Retail</i>	<b>Runcit</b> <i>Retail</i>
<b>2.2.1 Diesel</b> <i>Diesel</i>	<b>2024 Apr</b>	2.15	2.15
	<b>Mei</b>	2.15	2.15
	<b>Jun</b>	2.15	2.15
	<b>Jul</b>	2.15	2.15
	<b>Ogos</b>	2.15	2.15
	<b>Sep</b>	2.15	2.15
	<b>Okt</b>	2.15	2.15
	<b>Nov</b>	2.15	2.15
	<b>Dis</b>	2.15	2.15
	<b>2025 Jan</b>	2.15	2.15
	<b>Feb</b>	2.15	2.15
	<b>Mac</b>	2.15	2.15
	<b>Apr</b>	2.15	2.15

**Sumber: Kementerian Kewangan Malaysia dan Kementerian Perdagangan Dalam Negeri dan Kos Sara Hidup**

Sources: Ministry of Finance and Ministry of Domestic Trade and Cost of Living

**Jadual 3: Harga unit purata bagi pasir, batu baur, premix, fabric reinforcement dan guardrail**  
 Table 3: Average unit prices for sand, aggregates, premix, fabric reinforcement and guardrail

Item	Tempoh Period	Kawasan Region					
		Sabah			Sarawak		
		G	H	I	J	K	L
<b>3.1 Pasir</b> Sand		<b>RM Per Tan Metrik</b> RM Per Metric Ton					
<b>3.1.1 Pasir sungai</b> 3.1.1 River sand	<b>2024 Apr</b>	64.20	69.00	77.50	50.50	22.02	29.53
	<b>Mei</b>	64.20	69.00	77.50	50.50	22.02	29.53
	<b>Jun</b>	64.20	69.00	77.50	50.50	22.02	29.53
	<b>Jul</b>	64.20	69.00	77.50	52.00	22.02	29.53
	<b>Ogos</b>	64.20	69.00	77.50	52.00	22.02	29.53
	<b>Sep</b>	64.17	69.00	77.50	52.00	22.00	29.53
	<b>Okt</b>	64.42	70.00	77.50	52.00	22.00	29.53
	<b>Nov</b>	66.08	70.00	77.50	52.00	22.00	29.53
	<b>Dis</b>	66.08	71.67	77.50	52.00	22.00	29.53
	<b>2025 Jan</b>	67.33	71.67	77.50	52.00	22.00	29.53
	<b>Feb</b>	68.58	75.00	79.32	52.00	22.00	29.53
	<b>Mac</b>	68.63	75.10	79.49	52.00	22.00	29.57
	<b>Apr</b>	68.88	75.10	79.49	53.50	22.50	29.90
<b>3.2 Batu baur</b> Aggregates							
<b>3.2.1 Granite 10mm (3/8")</b>	<b>2024 Apr</b>	67.67	74.00	n.a	32.00	66.76	58.00
	<b>Mei</b>	67.67	74.00	n.a	32.00	66.76	58.00
	<b>Jun</b>	67.67	74.00	n.a	32.00	66.76	58.00
	<b>Jul</b>	67.67	74.00	n.a	32.00	66.76	58.00
	<b>Ogos</b>	67.67	74.00	n.a	32.00	66.76	58.00
	<b>Sep</b>	67.67	74.00	n.a	32.00	66.76	58.00
	<b>Okt</b>	67.67	74.00	n.a	32.00	66.76	58.00
	<b>Nov</b>	67.67	74.00	n.a	32.00	66.76	58.00
	<b>Dis</b>	67.67	74.00	n.a	32.00	66.76	58.00
	<b>2025 Jan</b>	67.67	74.00	n.a	31.00	66.76	58.00
	<b>Feb</b>	69.33	74.00	n.a	31.00	66.76	58.00
	<b>Mac</b>	69.33	74.00	n.a	31.00	66.90	58.00
	<b>Apr</b>	71.00	74.00	n.a	31.00	66.90	58.00
<b>3.2.2 Granite 20mm (3/4")</b>	<b>2024 Apr</b>	76.74	81.50	32.00	40.17	n.a	n.a
	<b>Mei</b>	76.11	81.50	32.00	40.17	n.a	n.a
	<b>Jun</b>	76.11	81.50	32.00	40.17	n.a	n.a
	<b>Jul</b>	76.11	81.50	38.00	40.17	n.a	n.a
	<b>Ogos</b>	77.99	81.50	38.00	40.17	n.a	n.a
	<b>Sep</b>	78.00	81.50	38.00	40.17	n.a	n.a
	<b>Okt</b>	78.00	81.50	38.00	40.17	n.a	n.a
	<b>Nov</b>	78.00	81.50	38.00	40.17	n.a	n.a
	<b>Dis</b>	78.37	81.50	38.00	40.17	n.a	n.a
	<b>2025 Jan</b>	78.37	81.50	38.00	41.17	n.a	n.a
	<b>Feb</b>	79.62	84.00	38.67	41.17	n.a	n.a
	<b>Mac</b>	79.62	84.00	38.67	41.00	n.a	n.a
	<b>Apr</b>	79.62	84.00	38.67	41.00	n.a	n.a

**Nota / Notes :**

- Harga bagi pasir, batu baur dan premix adalah termasuk kos pengangkutan bagi jarak 30km dari outlet.**  
*The prices for sand, aggregates and premix are inclusive of transportation charge for 30km from the outlets.*
- Harga pasir di Sarawak adalah untuk tujuan kerja-kerja konkrit sahaja.**  
*The sand price in Sarawak is for the purpose of concrete works only.*

**Jadual 3: Harga unit purata bagi pasir, batu baur, premix, fabric reinforcement dan guardrail (samb.)**

Table 3: Average unit prices for sand, aggregates, premix, fabric reinforcement and guardrail (cont'd)

Item	Tempoh Period	Kawasan Region					
		Sabah			Sarawak		
		G	H	I	J	K	L
<b>3.2 Batu baur (samb.)</b> Aggregates (cont'd)		<b>RM Per Tan Metrik</b> RM Per Metric Ton					
<b>3.2.3 Granite 40mm (1 1/2")</b>	<b>2024 Apr</b>	58.00	n.a	n.a	27.33	n.a	45.00
	<b>Mei</b>	63.00	n.a	n.a	27.33	n.a	45.00
	<b>Jun</b>	63.50	n.a	n.a	27.33	n.a	45.00
	<b>Jul</b>	63.50	n.a	n.a	27.33	n.a	45.00
	<b>Ogos</b>	63.50	n.a	n.a	27.33	n.a	45.00
	<b>Sep</b>	63.50	n.a	n.a	27.33	n.a	45.00
	<b>Okt</b>	63.50	n.a	n.a	27.33	n.a	45.00
	<b>Nov</b>	63.50	n.a	n.a	27.33	n.a	45.00
	<b>Dis</b>	63.50	n.a	n.a	27.33	n.a	45.00
	<b>2025 Jan</b>	63.50	n.a	n.a	27.33	n.a	45.00
	<b>Feb</b>	68.50	n.a	n.a	27.33	n.a	45.00
	<b>Mac</b>	68.50	n.a	n.a	27.83	n.a	45.00
	<b>Apr</b>	68.50	n.a	n.a	27.83	n.a	45.00
	<b>3.2.4 Crusher run</b>	<b>2024 Apr</b>	51.00	77.70	n.a	31.50	n.a
<b>Mei</b>		51.00	77.70	n.a	31.50	n.a	45.50
<b>Jun</b>		55.00	77.70	n.a	31.50	n.a	45.50
<b>Jul</b>		56.00	77.70	n.a	31.50	n.a	45.50
<b>Ogos</b>		56.70 <sup>f</sup>	77.70	n.a	31.50	n.a	45.50
<b>Sep</b>		56.70	77.70	n.a	31.50	n.a	45.50
<b>Okt</b>		56.70	78.09	n.a	31.66	n.a	45.73
<b>Nov</b>		56.70	78.10	n.a	31.66	n.a	45.70
<b>Dis</b>		57.00	79.00	n.a	32.00	n.a	46.00
<b>2025 Jan</b>		57.00	79.00	n.a	32.00	n.a	46.00
<b>Feb</b>		57.00	79.00	n.a	32.00	n.a	46.00
<b>Mac</b>		58.00	79.00	n.a	33.00	n.a	47.00
<b>Apr</b>		58.00	79.00	n.a	33.00	n.a	47.00
<b>3.2.5 Sandstone 20mm (3/4")</b>		<b>2024 Apr</b>	64.75	n.a.	37.00	n.a.	n.a.
	<b>Mei</b>	67.75	n.a.	37.00	n.a.	n.a.	n.a.
	<b>Jun</b>	67.75	n.a.	37.00	n.a.	n.a.	n.a.
	<b>Jul</b>	67.75	n.a.	37.00	n.a.	n.a.	n.a.
	<b>Ogos</b>	67.75	n.a.	37.00	n.a.	n.a.	n.a.
	<b>Sep</b>	67.75	n.a.	37.00	n.a.	n.a.	n.a.
	<b>Okt</b>	67.75	n.a.	37.00	n.a.	n.a.	n.a.
	<b>Nov</b>	67.75	n.a.	37.00	n.a.	n.a.	n.a.
	<b>Dis</b>	67.75	n.a.	37.00	n.a.	n.a.	n.a.
	<b>2025 Jan</b>	67.75	n.a.	37.00	n.a.	n.a.	n.a.
	<b>Feb</b>	67.75	n.a.	38.00	n.a.	n.a.	n.a.
	<b>Mac</b>	67.75	n.a.	38.00	n.a.	n.a.	n.a.
	<b>Apr</b>	67.75	n.a.	38.00	n.a.	n.a.	n.a.

**Jadual 3: Harga unit purata bagi pasir, batu baur, premix, fabric reinforcement dan guardrail (samb.)**

Table 3: Average unit prices for sand, aggregates, premix, fabric reinforcement and guardrail (cont'd)

Item	Tempoh Period	Kawasan Region					
		Sabah			Sarawak		
		G	H	I	J	K	L
<b>3.2 Batu baur (samb.)</b> Aggregates (cont'd)		<b>RM Per Tan Metrik</b> RM Per Metric Ton					
<b>3.2.6 Limestone 20mm (3/4")</b>	<b>2024 Apr</b>	n.a.	n.a.	n.a.	29.50	n.a.	61.50
	<b>Mei</b>	n.a.	n.a.	n.a.	29.50	n.a.	61.50
	<b>Jun</b>	n.a.	n.a.	n.a.	29.50	n.a.	61.50
	<b>Jul</b>	n.a.	n.a.	n.a.	29.50	n.a.	61.50
	<b>Ogos</b>	n.a.	n.a.	n.a.	29.50	n.a.	61.50
	<b>Sep</b>	n.a.	n.a.	n.a.	29.50	n.a.	61.50
	<b>Okt</b>	n.a.	n.a.	n.a.	29.50	n.a.	61.50
	<b>Nov</b>	n.a.	n.a.	n.a.	29.50	n.a.	61.50
	<b>Dis</b>	n.a.	n.a.	n.a.	29.50	n.a.	61.50
	<b>2025 Jan</b>	n.a.	n.a.	n.a.	29.50	n.a.	61.50
	<b>Feb</b>	n.a.	n.a.	n.a.	29.50	n.a.	61.50
	<b>Mac</b>	n.a.	n.a.	n.a.	29.50	n.a.	61.50
	<b>Apr</b>	n.a.	n.a.	n.a.	29.50	n.a.	61.50
	<b>3.3a Premix asphaltic concrete</b>						
<b>3.3a.1 AC 10 (Wearing course)</b>	<b>2024 Apr</b>	383.00	350.00	n.a.	255.00	297.00	210.00
	<b>Mei</b>	383.00	350.00	n.a.	255.00	297.00	210.00
	<b>Jun</b>	383.00	350.00	n.a.	255.00	297.00	210.00
	<b>Jul</b>	383.00	350.00	n.a.	255.00	297.00	210.00
	<b>Ogos</b>	383.00	350.00	n.a.	255.00	297.00	210.00
	<b>Sep</b>	386.00	350.00	n.a.	255.00	297.00	210.00
	<b>Okt</b>	386.00	350.00	n.a.	255.00	297.00	210.00
	<b>Nov</b>	386.00	350.00	n.a.	255.00	297.00	210.00
	<b>Dis</b>	386.00	350.00	n.a.	255.00	297.00	210.00
	<b>2025 Jan</b>	386.00	350.00	n.a.	255.00	297.00	210.00
	<b>Feb</b>	396.00	350.00	n.a.	255.00	297.00	210.00
	<b>Mac</b>	396.00	350.00	n.a.	255.00	297.00	210.00
	<b>Apr</b>	396.00	350.00	n.a.	255.00	297.00	210.00
	<b>3.3a.2 AC 14 (Wearing course)</b>	<b>2024 Apr</b>	369.00	350.00	n.a.	270.00	271.67
<b>Mei</b>		369.00	350.00	n.a.	270.00	271.67	270.00
<b>Jun</b>		369.00	350.00	n.a.	270.00	271.67	270.00
<b>Jul</b>		369.00	350.00	n.a.	270.00	271.67	270.00
<b>Ogos</b>		369.00	350.00	n.a.	270.00	271.67	270.00
<b>Sep</b>		362.00	350.00	n.a.	270.00	271.67	270.00
<b>Okt</b>		362.00	350.00	n.a.	270.00	275.00	270.00
<b>Nov</b>		362.00	350.00	n.a.	270.00	271.67	270.00
<b>Dis</b>		362.00	350.00	n.a.	270.00	271.67	268.00
<b>2025 Jan</b>		362.00	350.00	n.a.	270.00	271.67	268.00
<b>Feb</b>		372.00	350.00	n.a.	270.00	271.67	268.00
<b>Mac</b>		372.00	350.00	n.a.	270.00	271.67	265.00
<b>Apr</b>		372.00	350.00	n.a.	270.00	271.67	265.00

**Jadual 3: Harga unit purata bagi pasir, batu baur, premix, fabric reinforcement dan guardrail (samb.)**

Table 3: Average unit prices for sand, aggregates, premix, fabric reinforcement and guardrail (cont'd)

Item	Tempoh Period	Kawasan Region						
		Sabah			Sarawak			
		G	H	I	J	K	L	
<b>3.3a Premix asphaltic concrete (samb.)</b>		<b>RM Per Tan Metrik</b> RM Per Metric Ton						
<b>3.3a.3 AC 28 (Binder course)</b>	<b>2024</b>	<b>Apr</b>	340.00	400.00	n.a.	260.00	270.00	285.00
		<b>Mei</b>	340.00	400.00	n.a.	260.00	270.00	285.00
		<b>Jun</b>	340.00	400.00	n.a.	260.00	270.00	285.00
		<b>Jul</b>	340.00	400.00	n.a.	260.00	270.00	285.00
		<b>Ogos</b>	355.00	400.00	n.a.	260.00	270.00	285.00
		<b>Sep</b>	350.50	400.00	n.a.	260.00	270.00	285.00
		<b>Okt</b>	350.50	400.00	n.a.	260.00	280.00	285.00
		<b>Nov</b>	350.50	400.00	n.a.	260.00	270.00	285.00
		<b>Dis</b>	350.50	400.00	n.a.	260.00	270.00	285.00
	<b>2025</b>	<b>Jan</b>	350.50	400.00	n.a.	260.00	270.00	285.00
		<b>Feb</b>	360.50	400.00	n.a.	260.00	270.00	285.00
		<b>Mac</b>	360.50	400.00	n.a.	260.00	270.00	280.00
		<b>Apr</b>	360.50	400.00	n.a.	260.00	270.00	280.00
<b>3.3a.4 ACW 20</b> (Wearing course)	<b>2024</b>	<b>Apr</b>	339.00	400.00	n.a.	270.00	270.00	269.00
		<b>Mei</b>	339.00	400.00	n.a.	270.00	270.00	270.00
		<b>Jun</b>	339.00	400.00	n.a.	270.00	270.00	270.00
		<b>Jul</b>	339.00	400.00	n.a.	270.00	270.00	270.00
		<b>Ogos</b>	335.67	400.00	n.a.	270.00	270.00	270.00
		<b>Sep</b>	335.67	400.00	n.a.	270.00	270.00	270.00
		<b>Okt</b>	335.67	400.00	n.a.	270.00	275.00	270.00
		<b>Nov</b>	335.67	400.00	n.a.	270.00	270.00	270.00
		<b>Dis</b>	335.67	400.00	n.a.	270.00	270.00	269.00
	<b>2025</b>	<b>Jan</b>	335.67	400.00	n.a.	270.00	270.00	269.00
		<b>Feb</b>	349.00	400.00	n.a.	270.00	270.00	269.00
		<b>Mac</b>	349.00	400.00	n.a.	270.00	270.00	267.50
		<b>Apr</b>	349.00	400.00	n.a.	270.00	270.00	267.50

**Jadual 3: Harga unit purata bagi pasir, batu baur, premix, fabric reinforcement dan guardrail (samb.)**

Table 3: Average unit prices for sand, aggregates, premix, fabric reinforcement and guardrail (cont'd)

Item	Tempoh Period	Kawasan Region					
		Sabah			Sarawak		
		G	H	I	J	K	L
<b>3.3b Premix bituminous macadam</b>		<b>RM Per Tan Metrik</b> RM Per Metric Ton					
<b>3.3b.1 BMR40</b> (Bound roadbase)	<b>2024 Apr</b>	n.a.	n.a.	n.a.	180.70	n.a.	n.a.
	<b>Mei</b>	n.a.	n.a.	n.a.	180.70	n.a.	n.a.
	<b>Jun</b>	n.a.	n.a.	n.a.	180.70	n.a.	n.a.
	<b>Jul</b>	n.a.	n.a.	n.a.	180.70	n.a.	n.a.
	<b>Ogos</b>	n.a.	n.a.	n.a.	180.70	n.a.	n.a.
	<b>Sep</b>	n.a.	n.a.	n.a.	180.70	n.a.	n.a.
	<b>Okt</b>	n.a.	n.a.	n.a.	180.70	n.a.	n.a.
	<b>Nov</b>	n.a.	n.a.	n.a.	180.70	n.a.	n.a.
	<b>Dis</b>	n.a.	n.a.	n.a.	180.70	n.a.	n.a.
	<b>2025 Jan</b>	n.a.	n.a.	n.a.	180.70	n.a.	n.a.
	<b>Feb</b>	n.a.	n.a.	n.a.	180.70	n.a.	n.a.
	<b>Mac</b>	n.a.	n.a.	n.a.	180.70	n.a.	n.a.
	<b>Apr</b>	n.a.	n.a.	n.a.	180.70	n.a.	n.a.
<b>3.3b.2 BMR28</b> (Bound roadbase)	<b>2024 Apr</b>	n.a.	n.a.	n.a.	180.20	n.a.	n.a.
	<b>Mei</b>	n.a.	n.a.	n.a.	180.20	n.a.	n.a.
	<b>Jun</b>	n.a.	n.a.	n.a.	180.20	n.a.	n.a.
	<b>Jul</b>	n.a.	n.a.	n.a.	180.20	n.a.	n.a.
	<b>Ogos</b>	n.a.	n.a.	n.a.	180.20	n.a.	n.a.
	<b>Sep</b>	n.a.	n.a.	n.a.	180.20	n.a.	n.a.
	<b>Okt</b>	n.a.	n.a.	n.a.	180.20	n.a.	n.a.
	<b>Nov</b>	n.a.	n.a.	n.a.	180.20	n.a.	n.a.
	<b>Dis</b>	n.a.	n.a.	n.a.	180.20	n.a.	n.a.
	<b>2025 Jan</b>	n.a.	n.a.	n.a.	180.20	n.a.	n.a.
	<b>Feb</b>	n.a.	n.a.	n.a.	180.20	n.a.	n.a.
	<b>Mac</b>	n.a.	n.a.	n.a.	180.20	n.a.	n.a.
	<b>Apr</b>	n.a.	n.a.	n.a.	180.20	n.a.	n.a.
<b>3.3b.3 BML10</b> (Levelling course)	<b>2024 Apr</b>	n.a.	n.a.	n.a.	180.20	n.a.	n.a.
	<b>Mei</b>	n.a.	n.a.	n.a.	180.20	n.a.	n.a.
	<b>Jun</b>	n.a.	n.a.	n.a.	180.20	n.a.	n.a.
	<b>Jul</b>	n.a.	n.a.	n.a.	180.20	n.a.	n.a.
	<b>Ogos</b>	n.a.	n.a.	n.a.	180.20	n.a.	n.a.
	<b>Sep</b>	n.a.	n.a.	n.a.	180.20	n.a.	n.a.
	<b>Okt</b>	n.a.	n.a.	n.a.	180.20	n.a.	n.a.
	<b>Nov</b>	n.a.	n.a.	n.a.	180.20	n.a.	n.a.
	<b>Dis</b>	n.a.	n.a.	n.a.	180.20	n.a.	n.a.
	<b>2025 Jan</b>	n.a.	n.a.	n.a.	180.20	n.a.	n.a.
	<b>Feb</b>	n.a.	n.a.	n.a.	180.20	n.a.	n.a.
	<b>Mac</b>	n.a.	n.a.	n.a.	180.20	n.a.	n.a.
	<b>Apr</b>	n.a.	n.a.	n.a.	180.20	n.a.	n.a.
<b>3.3b.4 BMB28 (Binder course)</b>	<b>2024 Apr</b>	n.a.	n.a.	n.a.	185.50	n.a.	n.a.
	<b>Mei</b>	n.a.	n.a.	n.a.	185.50	n.a.	n.a.
	<b>Jun</b>	n.a.	n.a.	n.a.	185.50	n.a.	n.a.
	<b>Jul</b>	n.a.	n.a.	n.a.	185.50	n.a.	n.a.
	<b>Ogos</b>	n.a.	n.a.	n.a.	185.50	n.a.	n.a.
	<b>Sep</b>	n.a.	n.a.	n.a.	185.50	n.a.	n.a.
	<b>Okt</b>	n.a.	n.a.	n.a.	185.50	n.a.	n.a.
	<b>Nov</b>	n.a.	n.a.	n.a.	185.50	n.a.	n.a.
	<b>Dis</b>	n.a.	n.a.	n.a.	185.50	n.a.	n.a.
	<b>2025 Jan</b>	n.a.	n.a.	n.a.	185.50	n.a.	n.a.
	<b>Feb</b>	n.a.	n.a.	n.a.	185.50	n.a.	n.a.
	<b>Mac</b>	n.a.	n.a.	n.a.	185.50	n.a.	n.a.
	<b>Apr</b>	n.a.	n.a.	n.a.	185.50	n.a.	n.a.

**Jadual 3: Harga unit purata bagi pasir, batu baur, premix, fabric reinforcement dan guardrail (samb.)**

Table 3: Average unit prices for sand, aggregates, premix, fabric reinforcement and guardrail (cont'd)

Item	Tempoh Period	Kawasan Region					
		Sabah			Sarawak		
		G	H	I	J	K	L
<b>3.3b Premix bituminous macadam (samb.)</b>		<b>RM Per Tan Metrik</b> <i>RM Per Metric Ton</i>					
<b>3.3b.5 BMB20 (Binder course)</b>	<b>2024 Apr</b>	n.a.	n.a.	n.a.	185.50	n.a.	n.a.
	<b>Mei</b>	n.a.	n.a.	n.a.	185.50	n.a.	n.a.
	<b>Jun</b>	n.a.	n.a.	n.a.	185.50	n.a.	n.a.
	<b>Jul</b>	n.a.	n.a.	n.a.	185.50	n.a.	n.a.
	<b>Ogos</b>	n.a.	n.a.	n.a.	185.50	n.a.	n.a.
	<b>Sep</b>	n.a.	n.a.	n.a.	185.50	n.a.	n.a.
	<b>Okt</b>	n.a.	n.a.	n.a.	185.50	n.a.	n.a.
	<b>Nov</b>	n.a.	n.a.	n.a.	185.50	n.a.	n.a.
	<b>Dis</b>	n.a.	n.a.	n.a.	185.50	n.a.	n.a.
	<b>2025 Jan</b>	n.a.	n.a.	n.a.	185.50	n.a.	n.a.
	<b>Feb</b>	n.a.	n.a.	n.a.	185.50	n.a.	n.a.
	<b>Mac</b>	n.a.	n.a.	n.a.	185.50	n.a.	n.a.
	<b>Apr</b>	n.a.	n.a.	n.a.	185.50	n.a.	n.a.
	<b>3.3b.6 BMW14</b> <i>(Wearing course)</i>	<b>2024 Apr</b>	n.a.	n.a.	n.a.	190.80	n.a.
<b>Mei</b>		n.a.	n.a.	n.a.	190.80	n.a.	n.a.
<b>Jun</b>		n.a.	n.a.	n.a.	190.80	n.a.	n.a.
<b>Jul</b>		n.a.	n.a.	n.a.	190.80	n.a.	n.a.
<b>Ogos</b>		n.a.	n.a.	n.a.	190.80	n.a.	n.a.
<b>Sep</b>		n.a.	n.a.	n.a.	190.80	n.a.	n.a.
<b>Okt</b>		n.a.	n.a.	n.a.	190.80	n.a.	n.a.
<b>Nov</b>		n.a.	n.a.	n.a.	190.80	n.a.	n.a.
<b>Dis</b>		n.a.	n.a.	n.a.	190.80	n.a.	n.a.
<b>2025 Jan</b>		n.a.	n.a.	n.a.	190.80	n.a.	n.a.
<b>Feb</b>		n.a.	n.a.	n.a.	190.80	n.a.	n.a.
<b>Mac</b>		n.a.	n.a.	n.a.	190.80	n.a.	n.a.
<b>Apr</b>		n.a.	n.a.	n.a.	190.80	n.a.	n.a.
<b>3.3b.7 BMW 20 (Wearing course)</b>		<b>2024 Apr</b>	n.a.	n.a.	n.a.	190.80	n.a.
	<b>Mei</b>	n.a.	n.a.	n.a.	190.80	n.a.	n.a.
	<b>Jun</b>	n.a.	n.a.	n.a.	190.80	n.a.	n.a.
	<b>Jul</b>	n.a.	n.a.	n.a.	190.80	n.a.	n.a.
	<b>Ogos</b>	n.a.	n.a.	n.a.	190.80	n.a.	n.a.
	<b>Sep</b>	n.a.	n.a.	n.a.	190.80	n.a.	n.a.
	<b>Okt</b>	n.a.	n.a.	n.a.	190.80	n.a.	n.a.
	<b>Nov</b>	n.a.	n.a.	n.a.	190.80	n.a.	n.a.
	<b>Dis</b>	n.a.	n.a.	n.a.	190.80	n.a.	n.a.
	<b>2025 Jan</b>	n.a.	n.a.	n.a.	190.80	n.a.	n.a.
	<b>Feb</b>	n.a.	n.a.	n.a.	190.80	n.a.	n.a.
	<b>Mac</b>	n.a.	n.a.	n.a.	190.80	n.a.	n.a.
	<b>Apr</b>	n.a.	n.a.	n.a.	190.80	n.a.	n.a.

**Jadual 3: Harga unit purata bagi pasir, batu baur, premix, fabric reinforcement dan guardrail (samb.)**

Table 3: Average unit prices for sand, aggregates, premix, fabric reinforcement and guardrail (cont'd)

Item	Tempoh Period	Kawasan Region					
		Sabah			Sarawak		
		G	H	I	J	K	L
<b>3.4 Fabric reinforcement</b>		<b>RM Per Kg</b> RM Per Kg					
<b>3.4.1 A4, MS145</b>	<b>2024 Apr</b>	4.28	5.64	5.26	3.39	5.42	4.45
	<b>Mei</b>	4.28	5.64	5.26	3.39	5.42	4.45
	<b>Jun</b>	4.08	5.64	5.26	3.39	5.42	4.45
	<b>Jul</b>	4.08	5.64	5.26	3.39	5.42	4.45
	<b>Ogos</b>	4.28	5.64	5.26	3.39	5.42	4.45
	<b>Sep</b>	4.28	5.64	5.26	3.39	5.42	4.45
	<b>Okt</b>	4.28	5.64	5.26	3.39	5.42	4.45
	<b>Nov</b>	4.28	5.64	5.26	3.39	5.42	4.45
	<b>Dis</b>	4.28	5.64	4.98	3.39	5.42	4.45
	<b>2025 Jan</b>	4.28	5.64	4.98	3.39	5.42	4.45
	<b>Feb</b>	4.38	5.64	5.26	3.39	5.42	4.45
	<b>Mac</b>	4.38	5.64	5.26	3.39	5.42	4.45
	<b>Apr</b>	4.38	5.64	5.26	3.39	5.42	4.45
	<b>3.4.2 A5, MS145</b>	<b>2024 Apr</b>	4.13	5.01	4.67	4.20	4.82
<b>Mei</b>		4.13	5.01	4.67	4.20	4.82	4.45
<b>Jun</b>		3.97	5.01	4.67	4.20	4.82	4.45
<b>Jul</b>		3.97	5.01	4.67	4.20	4.82	4.45
<b>Ogos</b>		4.13	5.01	4.67	4.00	4.82	4.45
<b>Sep</b>		4.13	5.01	4.67	4.00	4.82	4.45
<b>Okt</b>		4.05	5.01	4.67	4.00	4.82	4.45
<b>Nov</b>		4.05	5.01	4.67	4.00	4.82	4.45
<b>Dis</b>		4.05	5.01	4.43	4.00	4.82	4.45
<b>2025 Jan</b>		4.05	5.01	4.43	4.00	4.82	4.45
<b>Feb</b>		4.12	5.01	4.67	4.00	4.82	4.45
<b>Mac</b>		4.12	5.01	4.67	4.00	4.82	4.45
<b>Apr</b>		4.12	5.01	4.67	3.80	4.82	4.45
<b>3.4.3 A6, MS145</b>		<b>2024 Apr</b>	4.12	4.86	4.53	5.80	4.67
	<b>Mei</b>	4.12	4.86	4.53	5.80	4.67	4.45
	<b>Jun</b>	3.96	4.86	4.53	5.80	4.67	4.45
	<b>Jul</b>	3.96	4.86	4.53	5.80	4.67	4.45
	<b>Ogos</b>	4.07	4.86	4.53	5.73	4.67	4.45
	<b>Sep</b>	4.07	4.86	4.53	5.73	4.67	4.45
	<b>Okt</b>	4.07	4.86	4.53	5.73	4.67	4.45
	<b>Nov</b>	4.07	4.86	4.53	5.73	4.67	4.45
	<b>Dis</b>	4.07	4.86	4.29	5.73	4.67	4.45
	<b>2025 Jan</b>	4.07	4.86	4.29	5.73	4.67	4.45
	<b>Feb</b>	4.14	4.86	4.53	5.73	4.67	4.45
	<b>Mac</b>	4.14	4.86	4.53	5.73	4.67	4.45
	<b>Apr</b>	4.14	4.86	4.53	5.67	4.67	4.45

**Nota: Harga fabric reinforcement tidak termasuk kos pemotongan.**

Notes: The fabric reinforcement prices do not include cutting services fee.

**Jadual 3: Harga unit purata bagi pasir, batu baur, premix, fabric reinforcement dan guardrail (samb.)**

*Table 3: Average unit prices for sand, aggregates, premix, fabric reinforcement and guardrail (cont'd)*

Item	Tempoh Period	Kawasan Region					
		Sabah			Sarawak		
		G	H	I	J	K	L
<b>3.4 Fabric reinforcement (samb.)</b>		<b>RM Per Kg</b> RM Per Kg					
<b>3.4.4 A7, MS145</b>	<b>2024</b>	4.09	4.70	4.38	6.80	4.52	4.48
	Apr	4.09	4.70	4.38	6.80	4.52	4.48
	Mei	3.92	4.70	4.38	6.80	4.52	4.48
	Jun	3.92	4.70	4.38	6.80	4.52	4.48
	Jul	4.04	4.70	4.38	6.73	4.52	4.48
	Ogos	4.04	4.70	4.38	6.73	4.52	4.48
	Sep	4.04	4.70	4.38	6.73	4.52	4.48
	Okt	4.04	4.70	4.38	6.73	4.52	4.48
	Nov	4.04	4.70	4.38	6.73	4.52	4.48
	Dis	4.04	4.70	4.15	6.73	4.52	4.48
	<b>2025</b>	4.04	4.70	4.15	6.73	4.52	4.48
	Jan	4.11	4.70	4.38	6.73	4.52	4.48
	Feb	4.11	4.70	4.38	6.73	4.52	4.48
	Mac	4.11	4.70	4.38	6.73	4.52	4.48
	Apr	4.11	4.70	4.38	6.67	4.52	4.48
<b>3.4.5 A8, MS145</b>	<b>2024</b>	4.08	4.68	4.37	8.47	4.50	4.45
	Apr	4.08	4.68	4.37	8.47	4.50	4.45
	Mei	3.92	4.68	4.37	8.47	4.50	4.45
	Jun	3.92	4.68	4.37	8.47	4.50	4.45
	Jul	4.03	4.68	4.37	8.40	4.50	4.45
	Ogos	4.03	4.68	4.37	8.40	4.50	4.45
	Sep	4.03	4.68	4.37	8.40	4.50	4.45
	Okt	4.03	4.68	4.37	8.40	4.50	4.45
	Nov	4.03	4.68	4.37	8.40	4.50	4.45
	Dis	4.03	4.68	4.14	8.40	4.50	4.45
	<b>2025</b>	4.03	4.68	4.14	8.40	4.50	4.45
	Jan	4.10	4.68	4.37	8.40	4.50	4.45
	Feb	4.10	4.68	4.37	7.40	4.50	4.45
	Mac	4.10	4.68	4.37	7.33	4.50	4.45
	Apr	4.10	4.68	4.37	7.33	4.50	4.45
<b>3.4.6 A9, MS145</b>	<b>2024</b>	4.10	4.57	4.26	10.13	4.40	4.41
	Apr	4.10	4.57	4.26	10.13	4.40	4.41
	Mei	3.94	4.57	4.26	10.13	4.40	4.41
	Jun	3.94	4.57	4.26	10.13	4.40	4.41
	Jul	4.05	4.57	4.26	10.07	4.40	4.41
	Ogos	4.05	4.57	4.26	10.07	4.40	4.41
	Sep	4.05	4.57	4.26	10.07	4.40	4.41
	Okt	4.05	4.57	4.26	10.07	4.40	4.41
	Nov	4.05	4.57	4.26	10.07	4.40	4.41
	Dis	4.05	4.57	4.04	10.07	4.40	4.41
	<b>2025</b>	4.05	4.57	4.04	10.07	4.40	4.41
	Jan	4.12	4.57	4.26	10.07	4.40	4.41
	Feb	4.12	4.57	4.26	9.67	4.40	4.41
	Mac	4.12	4.57	4.26	9.67	4.40	4.41
	Apr	4.12	4.57	4.26	9.67	4.40	4.41

**Jadual 3: Harga unit purata bagi pasir, batu baur, premix, fabric reinforcement dan guardrail (samb.)**

*Table 3: Average unit prices for sand, aggregates, premix, fabric reinforcement and guardrail (cont'd)*

Item	Tempoh Period	Kawasan Region					
		Sabah			Sarawak		
		G	H	I	J	K	L
<b>3.4 Fabric reinforcement (samb.)</b>		<b>RM Per Kg</b> RM Per Kg					
<b>3.4.7 A10, MS145</b>	<b>2024 Apr</b>	4.07	4.86	4.53	4.20	4.67	4.45
	<b>Mei</b>	4.07	4.86	4.53	4.20	4.67	4.45
	<b>Jun</b>	3.93	4.86	4.53	4.20	4.67	4.45
	<b>Jul</b>	3.93	4.86	4.53	4.20	4.67	4.45
	<b>Ogos</b>	4.02	4.86	4.53	4.00	4.67	4.45
	<b>Sep</b>	4.02	4.86	4.53	4.00	4.67	4.45
	<b>Okt</b>	4.02	4.86	4.53	4.00	4.67	4.45
	<b>Nov</b>	4.02	4.86	4.53	4.00	4.67	4.45
	<b>Dis</b>	4.02	4.86	4.29	4.00	4.67	4.45
	<b>2025 Jan</b>	4.02	4.86	4.29	4.00	4.67	4.45
	<b>Feb</b>	4.08	4.86	4.53	4.00	4.67	4.45
	<b>Mac</b>	4.08	4.86	4.53	4.00	4.67	4.45
	<b>Apr</b>	4.08	4.86	4.53	3.80	4.67	4.45
	<b>3.4.8 B5, MS145</b>	<b>2024 Apr</b>	4.13	4.78	4.45	4.35	4.59
<b>Mei</b>		4.13	4.78	4.45	4.35	4.59	4.40
<b>Jun</b>		4.07	4.78	4.45	4.35	4.59	4.40
<b>Jul</b>		4.07	4.78	4.45	4.35	4.59	4.40
<b>Ogos</b>		4.08	4.78	4.45	4.15	4.59	4.40
<b>Sep</b>		4.08	4.78	4.45	4.15	4.59	4.40
<b>Okt</b>		4.08	4.78	4.45	4.15	4.59	4.40
<b>Nov</b>		4.08	4.78	4.45	4.15	4.59	4.40
<b>Dis</b>		4.08	4.78	4.22	4.15	4.59	4.40
<b>2025 Jan</b>		4.08	4.78	4.22	4.15	4.59	4.40
<b>Feb</b>		4.15	4.78	4.45	4.15	4.59	4.40
<b>Mac</b>		4.15	4.78	4.45	4.15	4.59	4.40
<b>Apr</b>		4.15	4.78	4.45	3.90	4.59	4.40
<b>3.4.9 B6, MS145</b>		<b>2024 Apr</b>	4.10	4.78	4.45	4.35	4.59
	<b>Mei</b>	4.10	4.78	4.45	4.35	4.59	4.40
	<b>Jun</b>	4.03	4.78	4.45	4.35	4.59	4.40
	<b>Jul</b>	4.03	4.78	4.45	4.35	4.59	4.40
	<b>Ogos</b>	4.05	4.78	4.45	4.15	4.59	4.40
	<b>Sep</b>	4.05	4.78	4.45	4.15	4.59	4.40
	<b>Okt</b>	4.05	4.78	4.45	4.15	4.59	4.40
	<b>Nov</b>	4.05	4.78	4.45	4.15	4.59	4.40
	<b>Dis</b>	4.05	4.78	4.22	4.15	4.59	4.40
	<b>2025 Jan</b>	4.05	4.78	4.22	4.15	4.59	4.40
	<b>Feb</b>	4.11	4.78	4.45	4.15	4.59	4.40
	<b>Mac</b>	4.11	4.78	4.45	4.15	4.59	4.40
	<b>Apr</b>	4.11	4.78	4.45	3.90	4.59	4.40

**Jadual 3: Harga unit purata bagi pasir, batu baur, premix, fabric reinforcement dan guardrail (samb.)**

Table 3: Average unit prices for sand, aggregates, premix, fabric reinforcement and guardrail (cont'd)

Item	Tempoh Period	Kawasan Region					
		Sabah			Sarawak		
		G	H	I	J	K	L
<b>3.4 Fabric reinforcement (samb.)</b>		<b>RM Per Kg</b> RM Per Kg					
<b>3.4.10 B7, MS145</b>	<b>2024 Apr</b>	4.11	4.78	4.45	4.35	4.59	4.40
	<b>Mei</b>	4.11	4.78	4.45	4.35	4.59	4.40
	<b>Jun</b>	4.01	4.78	4.45	4.35	4.59	4.40
	<b>Jul</b>	4.01	4.78	4.45	4.35	4.59	4.40
	<b>Ogos</b>	4.03	4.78	4.45	4.15	4.59	4.40
	<b>Sep</b>	4.03	4.78	4.45	4.15	4.59	4.40
	<b>Okt</b>	4.03	4.78	4.45	4.15	4.59	4.40
	<b>Nov</b>	4.03	4.78	4.45	4.15	4.59	4.40
	<b>Dis</b>	4.03	4.78	4.22	4.15	4.59	4.40
	<b>2025 Jan</b>	4.03	4.78	4.22	4.15	4.59	4.40
	<b>Feb</b>	4.09	4.78	4.45	4.15	4.59	4.40
	<b>Mac</b>	4.09	4.78	4.45	4.15	4.59	4.40
	<b>Apr</b>	4.09	4.78	4.45	3.90	4.59	4.40
	<b>3.4.11 B8, MS145</b>	<b>2024 Apr</b>	4.07	4.70	4.38	4.35	4.52
<b>Mei</b>		4.07	4.70	4.38	4.35	4.52	4.40
<b>Jun</b>		4.01	4.70	4.38	4.35	4.52	4.40
<b>Jul</b>		4.01	4.70	4.38	4.35	4.52	4.40
<b>Ogos</b>		4.02	4.70	4.38	4.15	4.52	4.40
<b>Sep</b>		4.02	4.70	4.38	4.15	4.52	4.40
<b>Okt</b>		4.02	4.70	4.38	4.15	4.52	4.40
<b>Nov</b>		4.02	4.70	4.38	4.15	4.52	4.40
<b>Dis</b>		4.02	4.70	4.15	4.15	4.52	4.40
<b>2025 Jan</b>		4.02	4.70	4.15	4.15	4.52	4.40
<b>Feb</b>		4.09	4.70	4.38	4.15	4.52	4.40
<b>Mac</b>		4.09	4.70	4.38	4.15	4.52	4.40
<b>Apr</b>		4.09	4.70	4.38	3.90	4.52	4.40
<b>3.4.12 B9, MS145</b>		<b>2024 Apr</b>	4.09	4.81	4.48	4.35	4.62
	<b>Mei</b>	4.09	4.81	4.48	4.35	4.62	4.40
	<b>Jun</b>	4.02	4.81	4.48	4.35	4.62	4.40
	<b>Jul</b>	4.02	4.81	4.48	4.35	4.62	4.40
	<b>Ogos</b>	4.04	4.81	4.48	4.15	4.62	4.40
	<b>Sep</b>	4.04	4.81	4.48	4.15	4.62	4.40
	<b>Okt</b>	4.04	4.81	4.48	4.15	4.62	4.40
	<b>Nov</b>	4.04	4.81	4.48	4.15	4.62	4.40
	<b>Dis</b>	4.04	4.81	4.25	4.15	4.62	4.40
	<b>2025 Jan</b>	4.04	4.81	4.25	4.15	4.62	4.40
	<b>Feb</b>	4.10	4.81	4.48	4.15	4.62	4.40
	<b>Mac</b>	4.10	4.81	4.48	4.15	4.62	4.40
	<b>Apr</b>	4.10	4.81	4.48	3.90	4.62	4.40

**Jadual 3: Harga unit purata bagi pasir, batu baur, premix, fabric reinforcement dan guardrail (samb.)**

*Table 3: Average unit prices for sand, aggregates, premix, fabric reinforcement and guardrail (cont'd)*

		Kawasan Region					
Item	Tempoh Period	Sabah			Sarawak		
		G	H	I	J	K	L
<b>3.4 Fabric reinforcement (samb.)</b>		<b>RM Per Kg</b> RM Per Kg					
<b>3.4.13 B10, MS145</b>	<b>2024 Apr</b>	4.05	4.95	4.61	4.35	4.76	4.40
	<b>Mei</b>	4.05	4.95	4.61	4.35	4.76	4.40
	<b>Jun</b>	4.05	4.95	4.61	4.35	4.76	4.40
	<b>Jul</b>	4.05	4.95	4.61	4.35	4.76	4.40
	<b>Ogos</b>	3.97	4.95	4.61	4.15	4.76	4.40
	<b>Sep</b>	3.97	4.95	4.61	4.15	4.76	4.40
	<b>Okt</b>	3.97	4.95	4.61	4.15	4.76	4.40
	<b>Nov</b>	3.97	4.95	4.61	4.15	4.76	4.40
	<b>Dis</b>	3.97	4.95	4.37	4.15	4.76	4.40
	<b>2025 Jan</b>	3.97	4.95	4.37	4.15	4.76	4.40
	<b>Feb</b>	3.97	4.95	4.61	4.15	4.76	4.40
	<b>Mac</b>	3.97	4.95	4.61	4.15	4.76	4.40
	<b>Apr</b>	3.97	4.95	4.61	3.90	4.76	4.40
	<b>3.4.14 B12, MS145</b>	<b>2024 Apr</b>	4.05	4.94	4.60	2.97	4.74
<b>Mei</b>		4.05	4.94	4.60	2.97	4.74	4.40
<b>Jun</b>		4.05	4.94	4.60	2.97	4.74	4.40
<b>Jul</b>		4.05	4.94	4.60	2.97	4.74	4.40
<b>Ogos</b>		3.97	4.94	4.60	2.97	4.74	4.40
<b>Sep</b>		3.97	4.94	4.60	2.97	4.74	4.40
<b>Okt</b>		3.97	4.94	4.60	2.97	4.74	4.40
<b>Nov</b>		3.97	4.94	4.60	2.97	4.74	4.40
<b>Dis</b>		3.97	4.94	4.36	2.97	4.74	4.40
<b>2025 Jan</b>		3.97	4.94	4.36	2.97	4.74	4.40
<b>Feb</b>		3.97	4.94	4.60	2.97	4.74	4.40
<b>Mac</b>		3.97	4.94	4.60	2.97	4.74	4.40
<b>Apr</b>		3.97	4.94	4.60	2.97	4.74	4.40
<b>3.4.15 C5, MS145</b>		<b>2024 Apr</b>	4.15	4.73	4.41	4.35	4.55
	<b>Mei</b>	4.15	4.73	4.41	4.35	4.55	4.84
	<b>Jun</b>	4.15	4.73	4.41	4.35	4.55	4.84
	<b>Jul</b>	4.15	4.73	4.41	4.35	4.55	4.84
	<b>Ogos</b>	4.08	4.73	4.41	4.15	4.55	4.84
	<b>Sep</b>	4.08	4.73	4.41	4.15	4.55	4.84
	<b>Okt</b>	4.08	4.73	4.41	4.15	4.55	4.84
	<b>Nov</b>	4.08	4.73	4.41	4.15	4.55	4.84
	<b>Dis</b>	4.08	4.73	4.18	4.15	4.55	4.84
	<b>2025 Jan</b>	4.08	4.73	4.18	4.15	4.55	4.84
	<b>Feb</b>	4.08	4.73	4.41	4.15	4.55	4.84
	<b>Mac</b>	4.08	4.73	4.41	4.15	4.55	4.84
	<b>Apr</b>	4.08	4.73	4.41	3.90	4.55	4.84

**Jadual 3: Harga unit purata bagi pasir, batu baur, premix, fabric reinforcement dan guardrail (samb.)**

Table 3: Average unit prices for sand, aggregates, premix, fabric reinforcement and guardrail (cont'd)

Item	Tempoh Period	Kawasan Region					
		Sabah			Sarawak		
		G	H	I	J	K	L
<b>3.4 Fabric reinforcement (samb.)</b>		<b>RM Per Kg</b> RM Per Kg					
<b>3.4.16 C6, MS145</b>	<b>2024 Apr</b>	4.08	5.06	4.72	4.35	4.86	5.16
	<b>Mei</b>	4.08	5.06	4.72	4.35	4.86	5.16
	<b>Jun</b>	4.08	5.06	4.72	4.35	4.86	5.16
	<b>Jul</b>	4.08	5.06	4.72	4.35	4.86	5.16
	<b>Ogos</b>	4.01	5.06	4.72	4.15	4.86	5.16
	<b>Sep</b>	4.01	5.06	4.72	4.15	4.86	5.16
	<b>Okt</b>	4.01	5.06	4.72	4.15	4.86	5.16
	<b>Nov</b>	4.01	5.06	4.72	4.15	4.86	5.16
	<b>Dis</b>	4.01	5.06	4.47	4.15	4.86	5.16
	<b>2025 Jan</b>	4.01	5.06	4.47	4.15	4.86	5.16
	<b>Feb</b>	4.01	5.06	4.72	4.15	4.86	5.16
	<b>Mac</b>	4.01	5.06	4.72	4.15	4.86	5.16
	<b>Apr</b>	4.01	5.06	4.72	3.90	4.86	5.16
	<b>3.4.17 C7, MS145</b>	<b>2024 Apr</b>	4.11	4.98	4.64	4.35	4.79
<b>Mei</b>		4.11	4.98	4.64	4.35	4.79	4.40
<b>Jun</b>		4.11	4.98	4.64	4.35	4.79	4.40
<b>Jul</b>		4.11	4.98	4.64	4.35	4.79	4.40
<b>Ogos</b>		4.03	4.98	4.64	4.15	4.79	4.40
<b>Sep</b>		4.03	4.98	4.64	4.15	4.79	4.40
<b>Okt</b>		4.03	4.98	4.64	4.15	4.79	4.40
<b>Nov</b>		4.03	4.98	4.64	4.15	4.79	4.40
<b>Dis</b>		4.03	4.98	4.40	4.15	4.79	4.40
<b>2025 Jan</b>		4.03	4.98	4.40	4.15	4.79	4.40
<b>Feb</b>		4.03	4.98	4.64	4.15	4.79	4.40
<b>Mac</b>		4.03	4.98	4.64	4.15	4.79	4.40
<b>Apr</b>		4.03	4.98	4.64	3.90	4.79	4.40
<b>3.4.18 C8, MS145</b>		<b>2024 Apr</b>	4.05	5.06	4.72	4.35	4.86
	<b>Mei</b>	4.05	5.06	4.72	4.35	4.86	4.64
	<b>Jun</b>	4.05	5.06	4.72	4.35	4.86	4.64
	<b>Jul</b>	4.05	5.06	4.72	4.35	4.86	4.64
	<b>Ogos</b>	3.97	5.06	4.72	4.15	4.86	4.64
	<b>Sep</b>	3.97	5.06	4.72	4.15	4.86	4.64
	<b>Okt</b>	3.97	5.06	4.72	4.15	4.86	4.64
	<b>Nov</b>	3.97	5.06	4.72	4.15	4.86	4.64
	<b>Dis</b>	3.97	5.06	4.47	4.15	4.86	4.64
	<b>2025 Jan</b>	3.97	5.06	4.47	4.15	4.86	4.64
	<b>Feb</b>	3.97	5.06	4.72	4.15	4.86	4.64
	<b>Mac</b>	3.97	5.06	4.72	4.15	4.86	4.64
	<b>Apr</b>	3.97	5.06	4.72	3.90	4.86	4.64

**Jadual 3: Harga unit purata bagi pasir, batu baur, premix, fabric reinforcement dan guardrail (samb.)**

Table 3: Average unit prices for sand, aggregates, premix, fabric reinforcement and guardrail (cont'd)

		Kawasan Region					
Item	Tempoh Period	Sabah			Sarawak		
		G	H	I	J	K	L
<b>3.4 Fabric reinforcement (samb.)</b>		<b>RM Per Kg</b> RM Per Kg					
<b>3.4.19 C9, MS145</b>	<b>2024 Apr</b>	4.07	4.94	4.60	4.35	4.74	4.64
	<b>Mei</b>	4.07	4.94	4.60	4.35	4.74	4.64
	<b>Jun</b>	4.07	4.94	4.60	4.35	4.74	4.64
	<b>Jul</b>	4.07	4.94	4.60	4.35	4.74	4.64
	<b>Ogos</b>	4.00	4.94	4.60	4.15	4.74	4.64
	<b>Sep</b>	4.00	4.94	4.60	4.15	4.74	4.64
	<b>Okt</b>	4.00	4.94	4.60	4.15	4.74	4.64
	<b>Nov</b>	4.00	4.94	4.60	4.15	4.74	4.64
	<b>Dis</b>	4.00	4.94	4.36	4.15	4.74	4.64
	<b>2025 Jan</b>	4.00	4.94	4.36	4.15	4.74	4.64
	<b>Feb</b>	4.00	4.94	4.60	4.15	4.74	4.64
	<b>Mac</b>	4.00	4.94	4.60	4.15	4.74	4.64
	<b>Apr</b>	4.00	4.94	4.60	3.90	4.74	4.64
	<b>3.4.20 C10, MS145</b>	<b>2024 Apr</b>	4.06	5.00	4.66	4.35	4.80
<b>Mei</b>		4.06	5.00	4.66	4.35	4.80	4.40
<b>Jun</b>		4.06	5.00	4.66	4.35	4.80	4.40
<b>Jul</b>		4.06	5.00	4.66	4.35	4.80	4.40
<b>Ogos</b>		3.99	5.00	4.66	4.15	4.80	4.40
<b>Sep</b>		3.99	5.00	4.66	4.15	4.80	4.40
<b>Okt</b>		3.99	5.00	4.66	4.15	4.80	4.40
<b>Nov</b>		3.99	5.00	4.66	4.15	4.80	4.40
<b>Dis</b>		3.99	5.00	4.41	4.15	4.80	4.40
<b>2025 Jan</b>		3.99	5.00	4.41	4.15	4.80	4.40
<b>Feb</b>		3.99	5.00	4.66	4.15	4.80	4.40
<b>Mac</b>		3.99	5.00	4.66	4.15	4.80	4.40
<b>Apr</b>		3.99	5.00	4.66	3.90	4.80	4.40
<b>3.4.21 DA4, MS145</b>		<b>2024 Apr</b>	3.60	5.12	4.77	4.35	4.92
	<b>Mei</b>	3.60	5.12	4.77	4.35	4.92	4.40
	<b>Jun</b>	3.60	5.12	4.77	4.35	4.92	4.40
	<b>Jul</b>	3.60	5.12	4.77	4.35	4.92	4.40
	<b>Ogos</b>	3.60	5.12	4.77	4.15	4.92	4.40
	<b>Sep</b>	3.60	5.12	4.77	4.15	4.92	4.40
	<b>Okt</b>	3.60	5.12	4.77	4.15	4.92	4.40
	<b>Nov</b>	3.60	5.12	4.77	4.15	4.92	4.40
	<b>Dis</b>	3.60	5.12	4.52	4.15	4.92	4.40
	<b>2025 Jan</b>	3.60	5.12	4.52	4.15	4.92	4.40
	<b>Feb</b>	3.60	5.12	4.77	4.15	4.92	4.40
	<b>Mac</b>	3.60	5.12	4.77	4.15	4.92	4.40
	<b>Apr</b>	3.60	5.12	4.77	3.90	4.92	4.40

**Jadual 3: Harga unit purata bagi pasir, batu baur, premix, fabric reinforcement dan guardrail (samb.)**

*Table 3: Average unit prices for sand, aggregates, premix, fabric reinforcement and guardrail (cont'd)*

Item	Tempoh Period	Kawasan Region					
		Sabah			Sarawak		
		G	H	I	J	K	L
<b>3.4 Fabric reinforcement (samb.)</b>		<b>RM Per Kg</b> RM Per Kg					
<b>3.4.22 DA5, MS145</b>	<b>2024 Apr</b>	4.16	5.19	4.83	4.35	4.98	4.40
	<b>Mei</b>	4.16	5.19	4.83	4.35	4.98	4.40
	<b>Jun</b>	4.16	5.19	4.83	4.35	4.98	4.40
	<b>Jul</b>	4.16	5.19	4.83	4.35	4.98	4.40
	<b>Ogos</b>	4.16	5.19	4.83	4.15	4.98	4.40
	<b>Sep</b>	4.16	5.19	4.83	4.15	4.98	4.40
	<b>Okt</b>	4.16	5.19	4.83	4.15	4.98	4.40
	<b>Nov</b>	4.16	5.19	4.83	4.15	4.98	4.40
	<b>Dis</b>	4.16	5.19	4.58	4.15	4.98	4.40
	<b>2025 Jan</b>	4.16	5.19	4.58	4.15	4.98	4.40
	<b>Feb</b>	4.16	5.19	4.83	4.15	4.98	4.40
	<b>Mac</b>	4.16	5.19	4.83	4.15	4.98	4.40
	<b>Apr</b>	4.16	5.19	4.83	3.90	4.98	4.40
	<b>3.4.23 DA6, MS145</b>	<b>2024 Apr</b>	4.08	5.03	4.69	4.35	4.83
<b>Mei</b>		4.08	5.03	4.69	4.35	4.83	4.40
<b>Jun</b>		4.08	5.03	4.69	4.35	4.83	4.40
<b>Jul</b>		4.08	5.03	4.69	4.35	4.83	4.40
<b>Ogos</b>		4.08	5.03	4.69	4.15	4.83	4.40
<b>Sep</b>		4.08	5.03	4.69	4.15	4.83	4.40
<b>Okt</b>		4.08	5.03	4.69	4.15	4.83	4.40
<b>Nov</b>		4.08	5.03	4.69	4.15	4.83	4.40
<b>Dis</b>		4.08	5.03	4.44	4.15	4.83	4.40
<b>2025 Jan</b>		4.08	5.03	4.44	4.15	4.83	4.40
<b>Feb</b>		4.08	5.03	4.69	4.15	4.83	4.40
<b>Mac</b>		4.08	5.03	4.69	4.15	4.83	4.40
<b>Apr</b>		4.08	5.03	4.69	3.90	4.83	4.40
<b>3.4.24 DA7, MS145</b>		<b>2024 Apr</b>	4.15	4.87	4.54	4.35	4.68
	<b>Mei</b>	4.15	4.87	4.54	4.35	4.68	4.40
	<b>Jun</b>	4.15	4.87	4.54	4.35	4.68	4.40
	<b>Jul</b>	4.15	4.87	4.54	4.35	4.68	4.40
	<b>Ogos</b>	4.15	4.87	4.54	4.15	4.68	4.40
	<b>Sep</b>	4.15	4.87	4.54	4.15	4.68	4.40
	<b>Okt</b>	4.02	4.87	4.54	4.15	4.68	4.40
	<b>Nov</b>	4.02	4.87	4.54	4.15	4.68	4.40
	<b>Dis</b>	4.02	4.87	4.30	4.15	4.68	4.40
	<b>2025 Jan</b>	4.02	4.87	4.30	4.15	4.68	4.40
	<b>Feb</b>	4.02	4.87	4.54	4.15	4.68	4.40
	<b>Mac</b>	4.02	4.87	4.54	4.15	4.68	4.40
	<b>Apr</b>	4.02	4.87	4.54	3.90	4.68	4.40

**Jadual 3: Harga unit purata bagi pasir, batu baur, premix, fabric reinforcement dan guardrail (samb.)**

Table 3: Average unit prices for sand, aggregates, premix, fabric reinforcement and guardrail (cont'd)

Item	Tempoh Period	Kawasan Region					
		Sabah			Sarawak		
		G	H	I	J	K	L
<b>3.4 Fabric reinforcement (samb.)</b>		<b>RM Per Kg</b> RM Per Kg					
<b>3.4.25 DA8, MS145</b>	<b>2024 Apr</b>	4.17	4.79	4.47	4.35	4.61	4.40
	<b>Mei</b>	4.17	4.79	4.47	4.35	4.61	4.40
	<b>Jun</b>	4.17	4.79	4.47	4.35	4.61	4.40
	<b>Jul</b>	4.17	4.79	4.47	4.35	4.61	4.40
	<b>Ogos</b>	4.17	4.79	4.47	4.15	4.61	4.40
	<b>Sep</b>	4.17	4.79	4.47	4.15	4.61	4.40
	<b>Okt</b>	4.05	4.79	4.47	4.15	4.61	4.40
	<b>Nov</b>	4.05	4.79	4.47	4.15	4.61	4.40
	<b>Dis</b>	4.05	4.79	4.23	4.15	4.61	4.40
	<b>2025 Jan</b>	4.05	4.79	4.23	4.15	4.61	4.40
	<b>Feb</b>	4.05	4.79	4.47	4.15	4.61	4.40
	<b>Mac</b>	4.05	4.79	4.47	4.15	4.61	4.40
	<b>Apr</b>	4.05	4.79	4.47	3.90	4.61	4.40
	<b>3.4.26 DA9, MS145</b>	<b>2024 Apr</b>	4.17	4.78	4.45	4.35	4.59
<b>Mei</b>		4.17	4.78	4.45	4.35	4.59	4.40
<b>Jun</b>		4.17	4.78	4.45	4.35	4.59	4.40
<b>Jul</b>		4.17	4.78	4.45	4.35	4.59	4.40
<b>Ogos</b>		4.17	4.78	4.45	4.15	4.59	4.40
<b>Sep</b>		4.17	4.78	4.45	4.15	4.59	4.40
<b>Okt</b>		4.04	4.78	4.45	4.15	4.59	4.40
<b>Nov</b>		4.04	4.78	4.45	4.15	4.59	4.40
<b>Dis</b>		4.04	4.78	4.22	4.15	4.59	4.40
<b>2025 Jan</b>		4.04	4.78	4.22	4.15	4.59	4.40
<b>Feb</b>		4.04	4.78	4.45	4.15	4.59	4.40
<b>Mac</b>		4.04	4.78	4.45	4.15	4.59	4.40
<b>Apr</b>		4.04	4.78	4.45	3.90	4.59	4.40
<b>3.4.27 DA10, MS145</b>		<b>2024 Apr</b>	4.19	4.98	4.64	4.35	4.79
	<b>Mei</b>	4.19	4.98	4.64	4.35	4.79	4.40
	<b>Jun</b>	4.19	4.98	4.64	4.35	4.79	4.40
	<b>Jul</b>	4.19	4.98	4.64	4.35	4.79	4.40
	<b>Ogos</b>	4.19	4.98	4.64	4.15	4.79	4.40
	<b>Sep</b>	4.19	4.98	4.64	4.15	4.79	4.40
	<b>Okt</b>	4.06	4.98	4.64	4.15	4.79	4.40
	<b>Nov</b>	4.06	4.98	4.64	4.15	4.79	4.40
	<b>Dis</b>	4.06	4.98	4.40	4.15	4.79	4.40
	<b>2025 Jan</b>	4.06	4.98	4.40	4.15	4.79	4.40
	<b>Feb</b>	4.06	4.98	4.64	4.15	4.79	4.40
	<b>Mac</b>	4.06	4.98	4.64	4.15	4.79	4.40
	<b>Apr</b>	4.06	4.98	4.64	3.90	4.79	4.40

**Jadual 3: Harga unit purata bagi pasir, batu baur, premix, fabric reinforcement dan guardrail (samb.)**

Table 3: Average unit prices for sand, aggregates, premix, fabric reinforcement and guardrail (cont'd)

		Kawasan Region					
Item	Tempoh Period	Sabah			Sarawak		
		G	H	I	J	K	L
<b>3.5 Guardrail</b>		<b>RM Per Meter</b> RM Per Metre					
<b>3.5.1 Single mounted</b>	<b>2024 Apr</b>	n.a.	n.a.	n.a.	402.00	n.a.	n.a.
<b>3.5.1.a.i 1.95m Post spacing</b>	<b>Mei</b>	n.a.	n.a.	n.a.	402.00	n.a.	n.a.
	<b>Jun</b>	n.a.	n.a.	n.a.	402.00	n.a.	n.a.
	<b>Jul</b>	n.a.	n.a.	n.a.	402.00	n.a.	n.a.
	<b>Ogos</b>	n.a.	n.a.	n.a.	402.00	n.a.	n.a.
	<b>Sep</b>	n.a.	n.a.	n.a.	402.00	n.a.	n.a.
	<b>Okt</b>	n.a.	n.a.	n.a.	402.00	n.a.	n.a.
	<b>Nov</b>	n.a.	n.a.	n.a.	402.00	n.a.	n.a.
	<b>Dis</b>	n.a.	n.a.	n.a.	402.00	n.a.	n.a.
	<b>2025 Jan</b>	n.a.	n.a.	n.a.	402.00	n.a.	n.a.
	<b>Feb</b>	n.a.	n.a.	n.a.	402.00	n.a.	n.a.
	<b>Mac</b>	n.a.	n.a.	n.a.	402.00	n.a.	n.a.
	<b>Apr</b>	n.a.	n.a.	n.a.	402.00	n.a.	n.a.
<b>3.5.1.a.ii 3.8m Post spacing</b>	<b>2024 Apr</b>	n.a.	n.a.	n.a.	355.50	n.a.	n.a.
	<b>Mei</b>	n.a.	n.a.	n.a.	355.50	n.a.	n.a.
	<b>Jun</b>	n.a.	n.a.	n.a.	355.50	n.a.	n.a.
	<b>Jul</b>	n.a.	n.a.	n.a.	355.50	n.a.	n.a.
	<b>Ogos</b>	n.a.	n.a.	n.a.	355.50	n.a.	n.a.
	<b>Sep</b>	n.a.	n.a.	n.a.	355.50	n.a.	n.a.
	<b>Okt</b>	n.a.	n.a.	n.a.	355.50	n.a.	n.a.
	<b>Nov</b>	n.a.	n.a.	n.a.	355.50	n.a.	n.a.
	<b>Dis</b>	n.a.	n.a.	n.a.	355.50	n.a.	n.a.
	<b>2025 Jan</b>	n.a.	n.a.	n.a.	355.50	n.a.	n.a.
	<b>Feb</b>	n.a.	n.a.	n.a.	355.50	n.a.	n.a.
	<b>Mac</b>	n.a.	n.a.	n.a.	355.50	n.a.	n.a.
	<b>Apr</b>	n.a.	n.a.	n.a.	355.50	n.a.	n.a.
<b>3.5.1.b Double mounted</b>	<b>2024 Apr</b>	n.a.	n.a.	n.a.	614.50	n.a.	n.a.
<b>3.5.1.b.i 1.95m Post spacing</b>	<b>Mei</b>	n.a.	n.a.	n.a.	614.50	n.a.	n.a.
	<b>Jun</b>	n.a.	n.a.	n.a.	614.50	n.a.	n.a.
	<b>Jul</b>	n.a.	n.a.	n.a.	614.50	n.a.	n.a.
	<b>Ogos</b>	n.a.	n.a.	n.a.	614.50	n.a.	n.a.
	<b>Sep</b>	n.a.	n.a.	n.a.	614.50	n.a.	n.a.
	<b>Okt</b>	n.a.	n.a.	n.a.	614.50	n.a.	n.a.
	<b>Nov</b>	n.a.	n.a.	n.a.	614.50	n.a.	n.a.
	<b>Dis</b>	n.a.	n.a.	n.a.	614.50	n.a.	n.a.
	<b>2025 Jan</b>	n.a.	n.a.	n.a.	614.50	n.a.	n.a.
	<b>Feb</b>	n.a.	n.a.	n.a.	614.50	n.a.	n.a.
	<b>Mac</b>	n.a.	n.a.	n.a.	614.50	n.a.	n.a.
	<b>Apr</b>	n.a.	n.a.	n.a.	614.50	n.a.	n.a.

**Nota: Harga guardrail adalah termasuk kos pengangkutan bagi jarak 30km dari outlet.**

Notes: The prices for guardrail are inclusive of transportation charges for 30km from the outlets.

**Jadual 3: Harga unit purata bagi pasir, batu baur, premix, fabric reinforcement dan guardrail (samb.)**

Table 3: Average unit prices for sand, aggregates, premix, fabric reinforcement and guardrail (cont'd)

		Kawasan Region					
Item	Tempoh Period	Sabah			Sarawak		
		G	H	I	J	K	L
<b>3.5 Guardrail (samb.)</b>		<b>RM Per Meter</b> RM Per Metre					
<b>3.5.1.b.ii</b>	<b>3.8m Post spacing</b>						
	<b>2024</b>						
	Apr	n.a.	n.a.	n.a.	560.00	n.a.	n.a.
	Mei	n.a.	n.a.	n.a.	560.00	n.a.	n.a.
	Jun	n.a.	n.a.	n.a.	560.00	n.a.	n.a.
	Jul	n.a.	n.a.	n.a.	560.00	n.a.	n.a.
	Ogos	n.a.	n.a.	n.a.	560.00	n.a.	n.a.
	Sep	n.a.	n.a.	n.a.	560.00	n.a.	n.a.
	Okt	n.a.	n.a.	n.a.	560.00	n.a.	n.a.
	Nov	n.a.	n.a.	n.a.	560.00	n.a.	n.a.
	Dis	n.a.	n.a.	n.a.	560.00	n.a.	n.a.
	<b>2025</b>						
	Jan	n.a.	n.a.	n.a.	560.00	n.a.	n.a.
	Feb	n.a.	n.a.	n.a.	560.00	n.a.	n.a.
	Mac	n.a.	n.a.	n.a.	560.00	n.a.	n.a.
	Apr	n.a.	n.a.	n.a.	560.00	n.a.	n.a.

**Muka surat ini sengaja dibiarkan kosong.**

*This page is deliberately left blank.*

**NOTA TEKNIKAL**  
*TECHNICAL NOTES*

**Muka surat ini sengaja dibiarkan kosong.**

*This page is deliberately left blank.*

**1. PENDAHULUAN**

Jabatan Perangkaan Malaysia (DOSM) menerbitkan Siaran Khas 1 (Untuk kerja-kerja kejuruteraan awam) Sabah dan Sarawak secara bulanan setiap tahun sejak 1974. Siaran Khas 1 ini memaparkan statistik purata harga bahan-bahan binaan utama yang digunakan dalam aktiviti pembinaan struktur. DOSM bekerjasama dengan Jabatan Kerja Raya dan Lembaga Pembangunan Industri Pembinaan Malaysia (CIDB) dalam menentukan senarai dan spesifikasi bahan binaan.

**2. OBJEKTIF**

Objektif utama Siaran Khas 1 ini diterbitkan adalah untuk menyediakan statistik harga seunit bahan binaan bagi tujuan pengiraan kadar perubahan harga dan tidak boleh digunakan untuk mewakili kedudukan harga yang sebenar.

**3. KAEDAH PENGUMPULAN DATA**

Statistik harga purata bagi bahan seperti bar keluli, simen, pasir, batu baur, *fabric reinforcement* dan *guardrail* yang diterbitkan dalam Siaran Khas 1 ini diperoleh dari pungutan harga yang telah dibuat oleh DOSM Negeri di outlet terpilih. Outlet terpilih adalah outlet yang digunakan oleh kontraktor untuk membuat pembelian (*point of purchase*).

Selain pungutan harga oleh DOSM Negeri, terdapat juga data purata bahan binaan yang turut diperoleh atau dibekalkan oleh agensi-agensi lain.

**1. INTRODUCTION**

*The Department of Statistics Malaysia (DOSM) publishes Special Release 1 (For civil engineering works) of Sabah and Sarawak on a monthly basis every year since 1974. This Special Release 1 displays statistics on the average price of the main building materials used in structural construction activities. DOSM works with the Public Works Department and the Malaysian Construction Industry Development Board (CIDB) in determining the list and specification of building materials.*

**2. OBJECTIVE**

*The main objective of this Special Release 1 is to provide statistics on the price of a unit of building materials for the purpose of calculating the rate of price change and cannot be used to represent the actual price position.*

**3. DATA COLLECTION METHODS**

*The average price statistics for materials such as steel bars, cement, sand, aggregate, fabric reinforcement and guardrail published in this Special Release 1 are obtained from a price collection made by the State DOSM at selected outlets. The selected outlet is the outlet used by the contractor to make a purchase (point of purchase).*

*In addition to price collection by the State DOSM, there is also average data of building materials that are also obtained or supplied by other agencies.*

**4. SKOP DAN LIPUTAN**

- i. Harga yang dipungut bagi setiap bahan binaan adalah harga transaksi (harga yang dijual kepada kontraktor), termasuk harga borong dan harga selepas diskaun diberikan; harga termasuk semua jenis cukai, seperti cukai jualan, cukai import; harga pada tempoh hutang yang biasa diberi kepada kontraktor (*credit term*).
- ii. Harga yang direkodkan adalah mengikut spesifikasi yang ditetapkan seperti dalam borang pungutan harga. Penukaran harga ke unit yang diperlukan jika item dijual dalam unit yang berlainan. Harga juga tidak termasuk kos pemasangan.
- iii. Purata harga bagi Bitumen penembusan 60/70 adalah berdasarkan harga purata ex-Kota Kinabalu bagi Sabah dan ex-Kuching bagi Sarawak.
- iv. Harga yang dilaporkan oleh setiap DOSM negeri dikelaskan kepada tiga (3) kawasan di Sabah dan tiga (3) di Sarawak adalah seperti berikut:

- G = Kota Kinabalu
- H = Sandakan
- I = Tawau
- J = Kuching
- K = Sibiu
- L = Miri

**5. FAKTOR PELARASAN**

Faktor pelarasan bagi kategori dan saiz paip yang tidak diterbitkan dalam Siaran Khas 1 ini adalah seperti di **Lampiran A**.

**4. SCOPE AND COVERAGE**

- i. *The price collected for each building material is the transaction price (the price sold to the contractor), including the wholesale price and the price after the discount is given; price includes all types of taxes, such as sales tax, import tax; the price at the debt period that is usually given to the contractor (credit term).*
- ii. *The recorded price is according to the specifications set as in the price collection form. Price conversion to units required if items are sold in different units. The price also does not include installation costs.*
- iii. *The average price for Bitumen 60/70 penetration is based on the average price ex-Kota Kinabalu for Sabah and ex-Kuching for Sarawak.*
- iv. *The prices reported by each state DOSM classified into three (3) areas in Sabah and three (3) areas in Sarawak are as follows:*

- G = Kota Kinabalu
- H = Sandakan
- I = Tawau
- J = Kuching
- K = Sibiu
- L = Miri

**5. ADJUSTMENT FACTORS**

*Adjustment factors for pipe categories and sizes not published in this Special Release 1 are as in **Appendix A**.*

- n.a = Tidak diperoleh
- r = Kemaskini

- n.a = Not available
- r = Revised

**LAMPIRAN**

*APPENDIX*

**Muka surat ini sengaja dibiarkan kosong.**

*This page is deliberately left blank.*

**Sasaran Tarikh Pengumuman Siaran Khas 1**  
**(Untuk Kerja-Kerja Kejuruteraan Awam), Sabah & Sarawak, 2025**  
*Scheduled Release Dates for Special Release 1*  
*(For Civil Engineering Works), Sabah & Sarawak, 2025*

<b>Tahun</b> <i>Year</i>	<b>Bulan Rujukan</b> <i>Reference Month</i>	<b>Tahun</b> <i>Year</i>	<b>Tarikh Pengumuman</b> <i>Release Date</i>
<b>2025</b>	<b>Januari</b> <i>January</i>	<b>2025</b>	<b>07 Februari</b> <i>07 February</i>
	<b>Februari</b> <i>February</i>		<b>11 Mac</b> <i>11 March</i>
	<b>Mac</b> <i>March</i>		<b>10 April</b> <i>10 April</i>
	<b>April</b> <i>April</i>		<b>09 Mei</b> <i>09 May</i>
	<b>Mei</b> <i>May</i>		<b>12 Jun</b> <i>12 June</i>
	<b>Jun</b> <i>June</i>		<b>10 Julai</b> <i>10 July</i>
	<b>Julai</b> <i>July</i>		<b>12 Ogos</b> <i>12 August</i>
	<b>Ogos</b> <i>August</i>		<b>11 September</b> <i>11 September</i>
	<b>September</b> <i>September</i>		<b>09 Oktober</b> <i>09 October</i>
	<b>Oktober</b> <i>October</i>		<b>11 November</b> <i>11 November</i>
	<b>November</b> <i>November</i>		<b>10 Disember</b> <i>10 December</i>
	<b>Disember</b> <i>December</i>		<b>2026</b>