



## MONTHLY RUBBER STATISTICS, JANUARY 2026

### PRODUCTION of NATURAL RUBBER



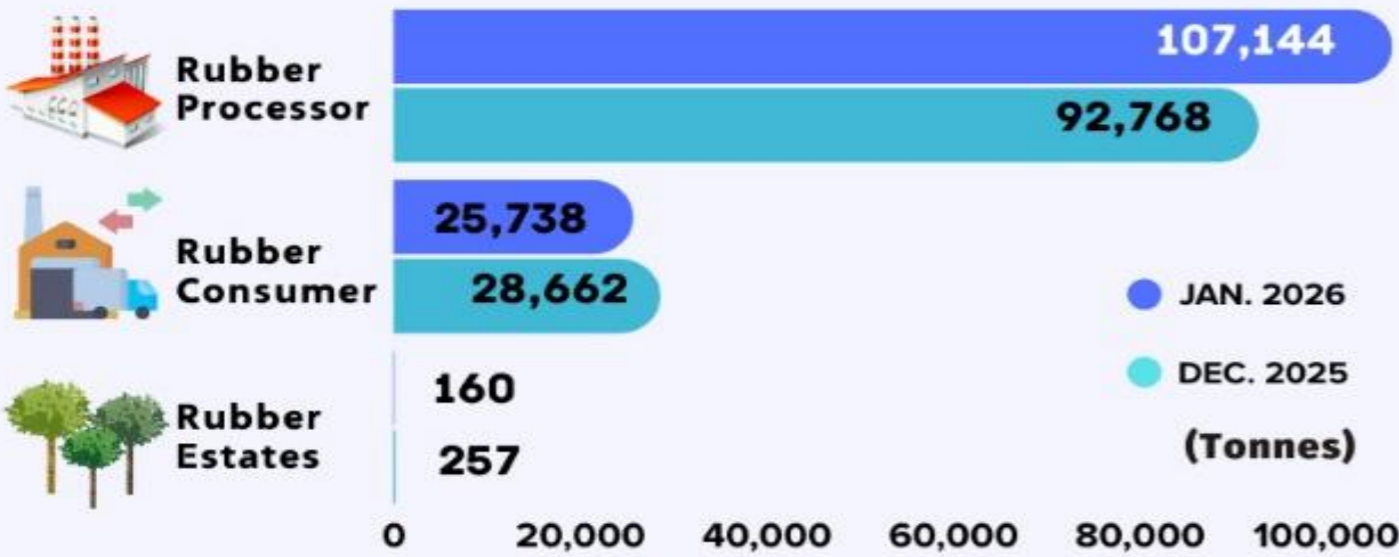
### AVERAGE PRICE (sen/kg)



### STOCKS

JAN. 2026: 133,042<sup>P</sup> tonnes  
DEC. 2025: 121,686 tonnes

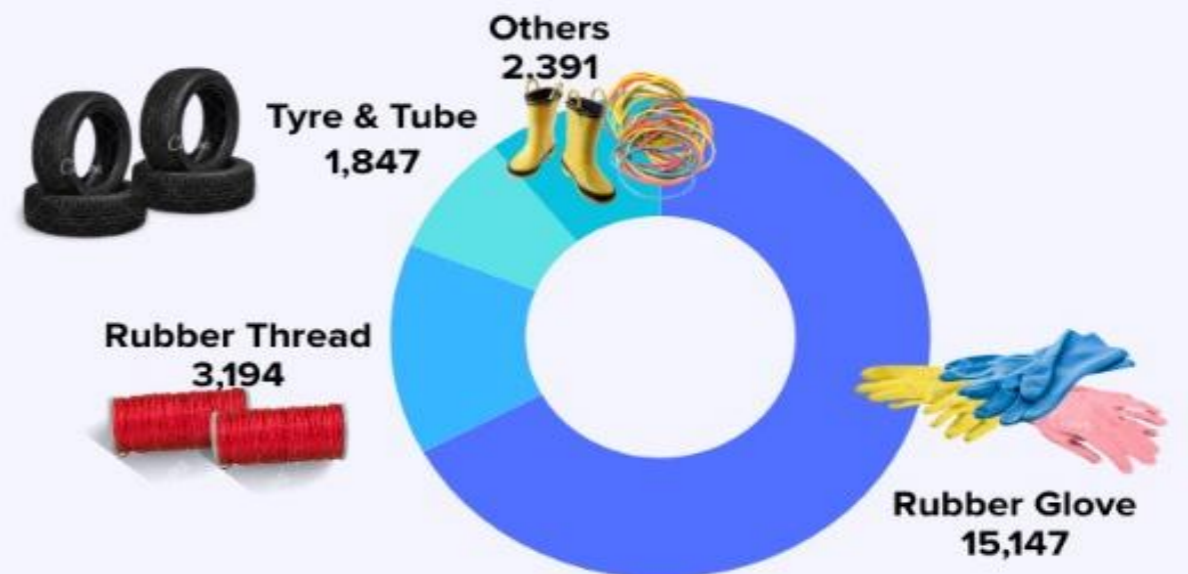
9.3%



### DOMESTIC CONSUMPTION

JAN. 2026: 22,579<sup>P</sup> tonnes  
DEC. 2025: 24,811 tonnes

-9.0%



### IMPORTS

JAN. 2026: 98,187<sup>P</sup> tonnes  
DEC. 2025: 72,718 tonnes

35.0%

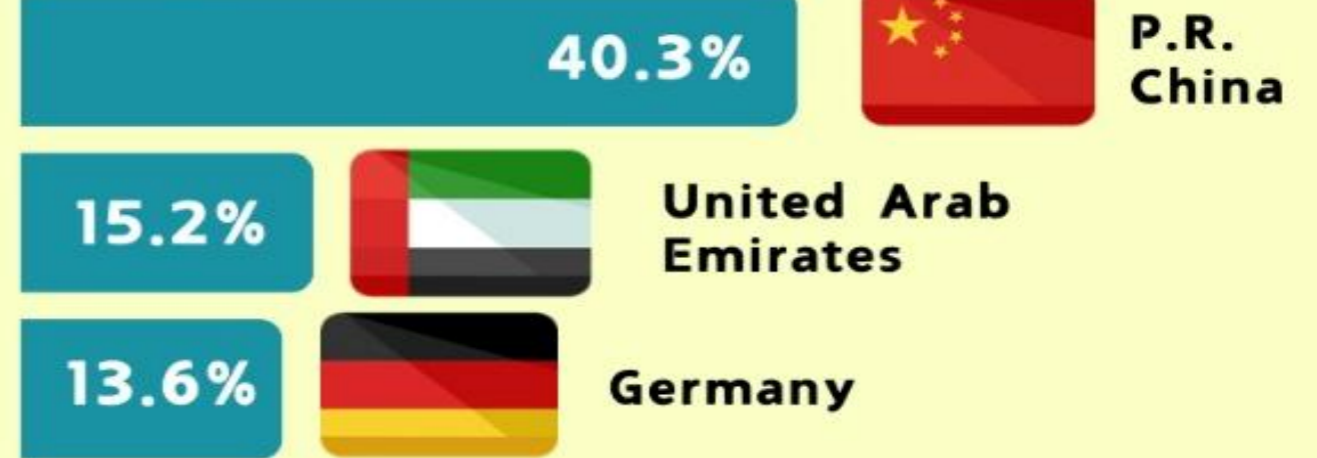


### MAIN COUNTRIES

### EXPORTS

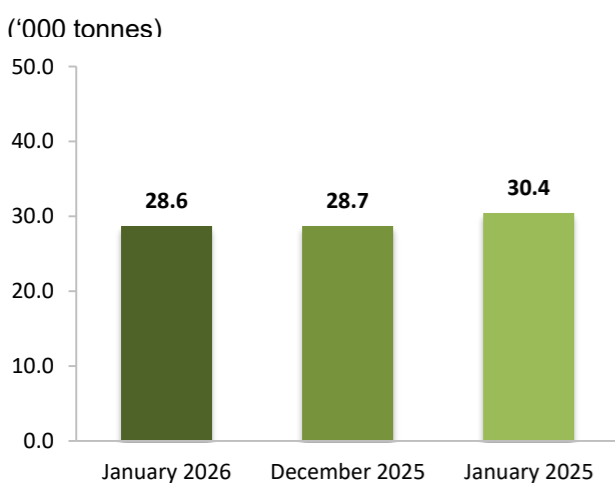
JAN. 2026: 41,983<sup>P</sup> tonnes  
DEC. 2025: 32,139 tonnes

30.6%

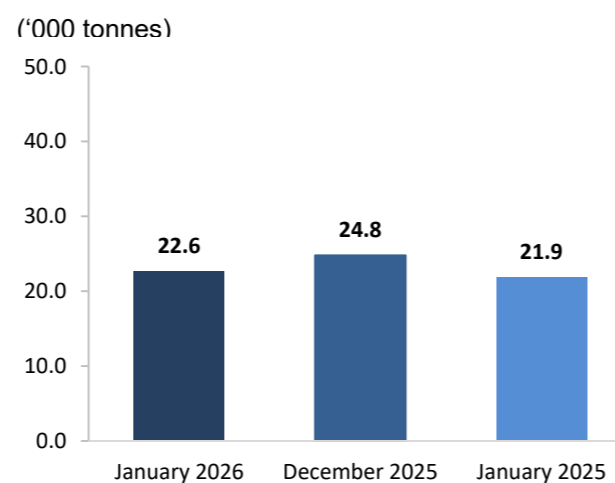


Note: change month on month : P = Preliminary : S.M.R. = Standard Malaysian Rubber

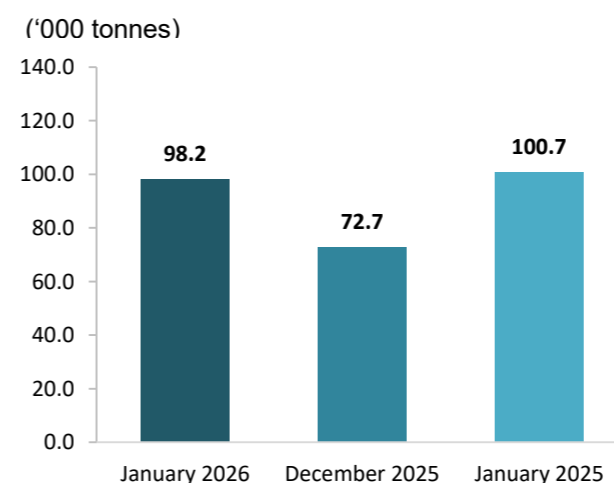
## PRINCIPAL STATISTICS OF RUBBER, MALAYSIA ('000 TONNES)



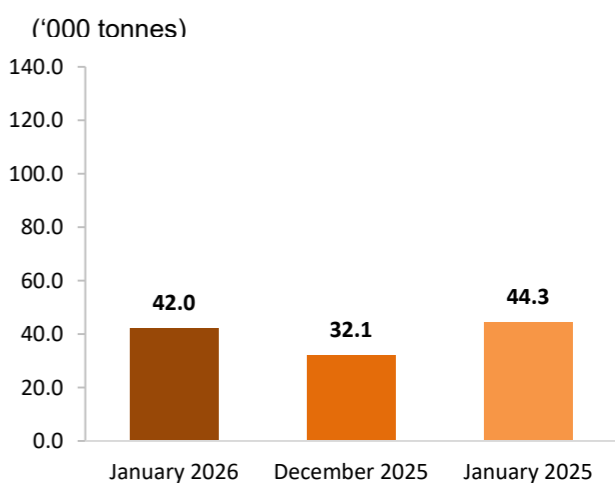
Production



Domestic Consumption



Import



Export

Source: Monthly Rubber Statistics January 2026, Department of Statistics Malaysia (DOSM)



## Malaysia natural rubber production decreased by 0.4 per cent in January 2026

- Natural Rubber (NR) production decreased by 0.4 per cent in January 2026 (28,579 tonnes) as compared to December 2025 (28,684 tonnes). Year-on-year comparison showed that the production of NR decreased by 5.9 per cent (January 2025: 30,357 tonnes). Production of NR in January 2026 for Malaysia was mainly contributed by smallholders (87.6%) as compared to estates (12.4%).
- Total stocks of NR in January 2026 increased by 9.3 per cent to 133,042 tonnes as compared to 121,686 tonnes in December 2025. Rubber processors factory contributed 80.5 per cent of the stocks followed by rubber consumers factory (19.3%) and rubber estates (0.1%).
- Exports of Malaysia's NR amounted to 41,983 tonnes in January 2026, increased 30.6 per cent as against December 2025 (32,139 tonnes). P.R. China remained as the main destination for NR exports which accounted 40.3 per cent of total exports in January 2026 followed by the United Arab Emirates (15.2%), Germany (13.6%), the United States of America (5.6%) and Brazil (3.6%).
- The average monthly price showed that concentrated latex recorded a decrease of 0.01 per cent (January 2026: 576.14 sen per kg; December 2025: 576.20 sen per kg) while scrap increased by 4.5 per cent (January 2026: 618.72 sen per kg; December 2025: 592.08 sen per kg).

