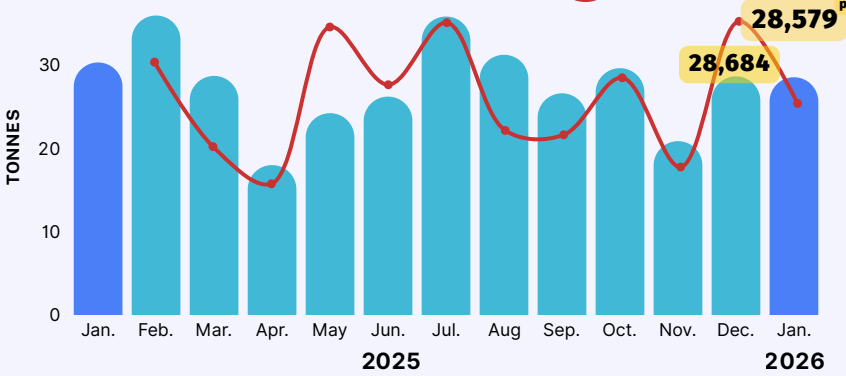


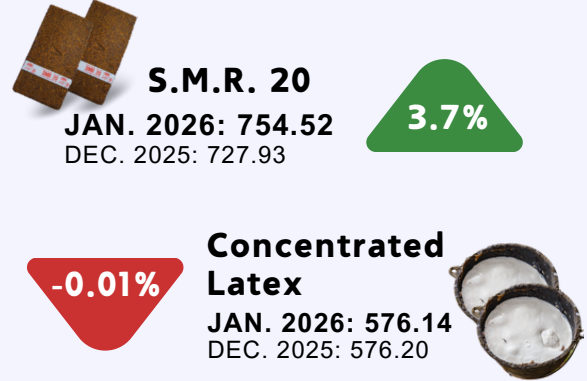


MONTHLY RUBBER STATISTICS, JANUARY 2026

PRODUCTION of NATURAL RUBBER



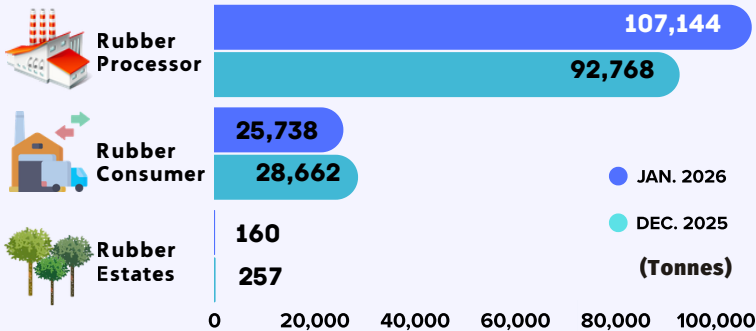
AVERAGE PRICE (sen/kg)



STOCKS

JAN. 2026: 133,042^P tonnes
DEC. 2025: 121,686 tonnes

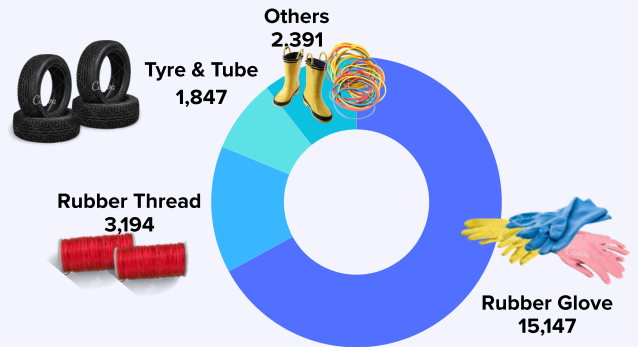
9.3%



DOMESTIC CONSUMPTION

JAN. 2026: 22,579^P tonnes
DEC. 2025: 24,811 tonnes

-9.0%



IMPORTS

JAN. 2026: 98,187^P tonnes
DEC. 2025: 72,718 tonnes

35.0%

Thailand



30.9%

Cote D'Ivoire



23.5%

Philippines



12.3%

MAIN COUNTRIES

EXPORTS

JAN. 2026: 41,983^P tonnes
DEC. 2025: 32,139 tonnes

30.6%

40.3%



P.R. China

15.2%



United Arab Emirates

13.6%



Germany

Note: change month on month : P = Preliminary : S.M.R = Standard Malaysian Rubber

Source: Monthly Rubber Statistics January 2026, Department of Statistics Malaysia (DOSM)

