



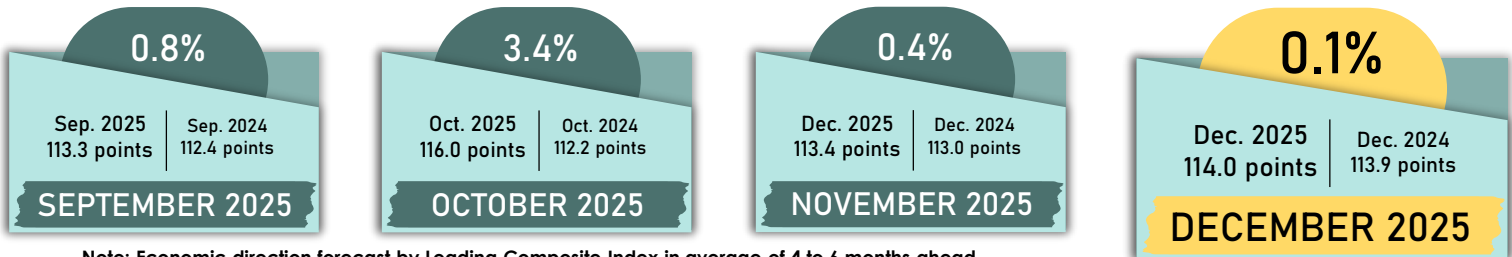
MINISTRY OF ECONOMY
DEPARTMENT OF STATISTICS MALAYSIA

MALAYSIAN ECONOMIC INDICATORS

LEADING, COINCIDENT & LAGGING INDEXES DECEMBER 2025

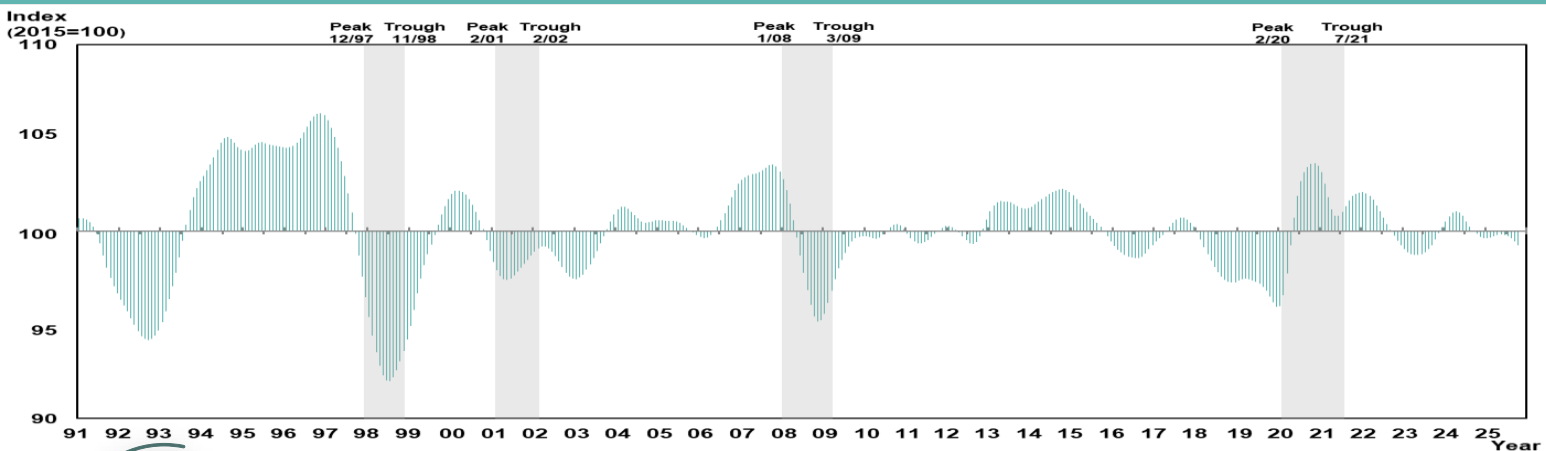
MALAYSIA'S ECONOMIC OUTLOOK FOR THE SECOND QUARTER OF 2026 IS EXPECTED TO REMAIN RESILIENT WITH THE LEADING INDEX RECORDING 0.1 PER CENT IN DECEMBER 2025

Leading Composite Index (2015=100) and Annual Change (%)



Note: Economic direction forecast by Leading Composite Index in average of 4 to 6 months ahead

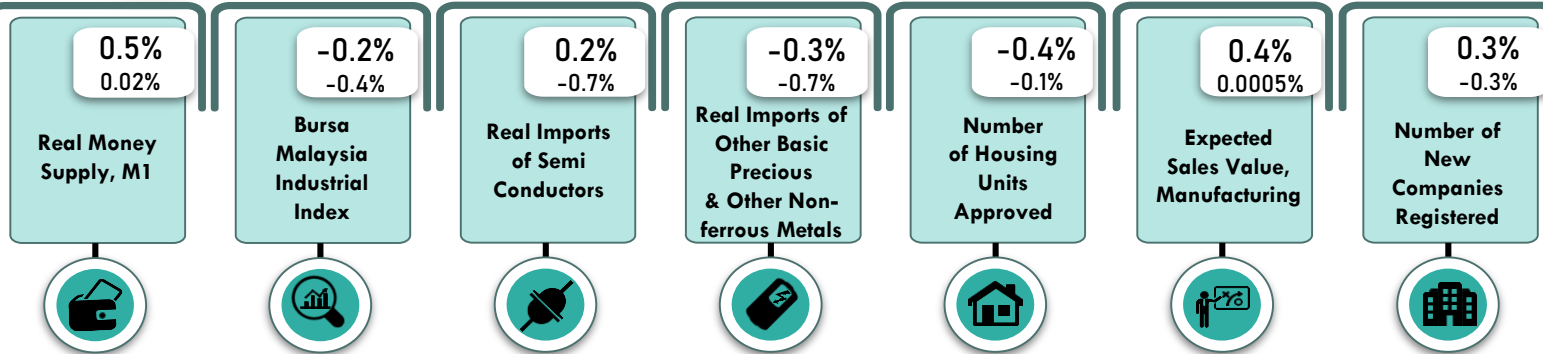
Leading Composite Index (Long Term Trend = 100) and Business Cycle (Grey Shaded Areas), January 1991 to December 2025



Leading Composite Index, Monthly Change (%)

Contribution of Each Component to the Percentage Change in the Leading Composite Index from the Previous Month

-2.2% Nov.
0.5% Dec.



Note: December 2025
November 2025

Source: Malaysian Economic Indicators- Leading, Coincident & Lagging Indexes, December 2025,
Department of Statistics Malaysia (DOSM)



20 October

2016 - 2030